

BETTER PLUMBING. BETTER PERFORMANCE.
Get the ConneXion.



XRP[®]

THE XTREME IN RACECAR PLUMBING

Get the ConneXion.

Stainless Steel Braided CPE Hose	1-2
Performance Non-Swivel Hose Ends	3
Double Swivel, Triple-Sealed Hose Ends & Adapters	4-5
Push-On Hose	6
Push-On Hose Ends, Push-On Clamps & Pliers	7-8
Hose Finishers, Pipe to Tube Adapters & Overbraid	9-10
Super Nickel Finish Hose Ends	11-12
HS-79 Hose Systems, 37° JIC Fittings & Installation Tools	13-17
Clamshell Quick Disconnect Couplers	18-24
Reusable Steel Fittings for Power Steering Hose	25
Adapter Fittings/Power Steering Hose	26
Aluminum Adapter Fittings	27-30
Tube Adapters	31
O-Ring Boss Fittings	32-33
Dry Sump Accessories	34
NEW In-Line Racing Oil Filter	35-36
Special Adapters & Fittings	37-38
Carburetor Adapters & Fittings	39-40
Carburetor Kits	41-44
Brake Line Components: Reusable Steel Hose Ends	45
Teflon Stainless Wire Braided Hose/Assemblies	46
Steel Adapters for Brake, Clutch, Instruments	47-48
Specialty Brake Fittings & Banjos	49-50
Banjo Bolts & Connectors	51-52
Performance Accessories & Gauges	53-54
Washers, Seals, O-Rings & Clamps	55
Hose Insulation & Tape	56
Silicone Hose & Liner Clamps	57
Flexible Air Ducting	58
AirJack Systems, Fittings & Accessories	59-60
Stack Plate Oil Coolers	61-62
Engine Bearings	63
Installation Tools & Accessories	64
Installation Tips	65-69
Technical Information	70
Racing Apparel	71-72
Packaging & Purchase Information	73
Warranty Information & Hose End Colors	74

TOP QUALITY CARBURETOR KITS

Demon, Holley, Braswell & QFT Forged & Swept Tube

DOUBLE SWIVEL TRIPLED SEALED HOSE ENDS

Patented Design
Aerospace Approved
Dual Angled Seats

AIRCRAFT GRADE ADAPTERS

Huge Selection
Xtra Large Internal Radius and Contoured Entrances
Improved Laminar Flow

CLAMSHELL STYLE QUICK DISCONNECT COUPLINGS

Versatile. Smart.
Fast. Secure.



STAINLESS STEEL BRAIDED CPE RACE HOSE

STAINLESS STEEL CPE HOSE - Stainless steel outer braid provides durability and heat resistance. Scientific elastomer, chlorinated polyethylene (CPE) inner tube provides broad race fluid compatibility. This hose is known for its superior outer braid adhesion, making it easy to assemble. Beware of lesser quality hose with poor adhesion or weaker textile inner braid!



SIZE	HOSE I.D.	BULK HOSE • (specify length)	CUT TO EXACT LENGTH AND PRE-PACKAGED IN RETAIL BOX **SEE NOTE BELOW				
			3 FT.	6 FT.	10 FT.	15 FT.	20 FT.
4	7/32"	300004	300304	300604	301004	301504	302004
6	11/32"	300006	300306	300606	301006	301506	302006
8	7/16"	300008	300308	300608	301008	301508	302008
10	9/16"	300010	300310	300610	301010	301510	302010
12	11/16"	300012	300312	300612	301012	301512	302012
16	7/8"	300016	300316	300616	301016	301516	302016
20	1-1/8"	300020	300320	300620	301020	301520	302020
24	1-3/8"	300024	300324	300624	301024	301524	302024
28	1-1/2"	300028	300328	300628	301028	301528	302028
32	1-3/4"	300032	300332	300632	301032	301532	302032

TECHNICAL SPECIFICATIONS - Temperature Range: -40° F to +300°F

SIZE	HOSE I.D. INCHES	HOSE O.D. INCHES	MAX OPERATING PRESSURE (PSI) *	BURST PRESSURE (PSI)	WEIGHT FT./LBS.	MINIMUM BEND RADIUS IN INCHES
4	0.219	0.438	1500	6000	0.12	2.00
6	0.344	0.547	1500	6000	0.15	2.50
8	0.438	0.641	1250	5000	0.18	3.50
10	0.562	0.797	1250	5000	0.23	4.00
12	0.688	0.928	1000	4000	0.28	4.50
16	0.875	1.156	750	3000	0.40	5.50
20	1.125	1.437	500	2000	0.61	8.00
24	1.375	1.703	250	1000	0.78	9.00
28	1.500	1.704	250	1000	0.83	11.00
32	1.750	2.094	200	800	1.02	12.50

*Maximum operating pressure when used with XRP Hose Ends or those conforming to MIL-F-83798A.

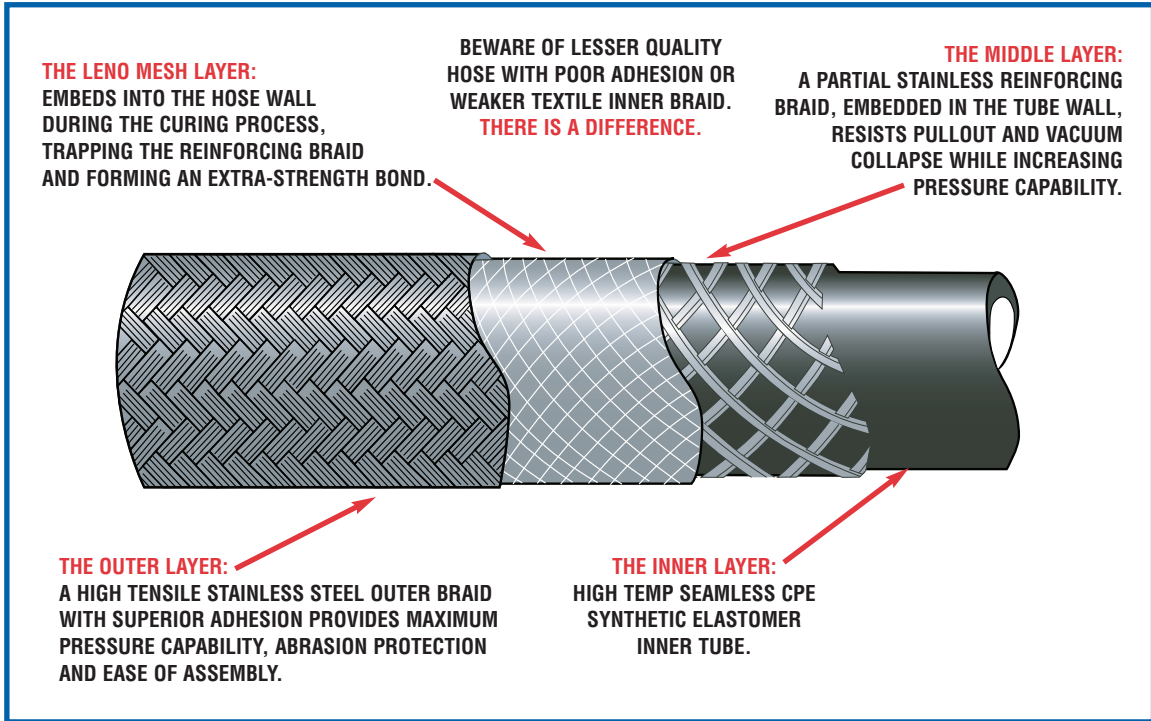
Stainless steel braided CPE hose does not meet the SAE marine specifications for Coast Guard approval and should not be used for marine applications other than racing. This hose is not for power steering, hydraulic impulse applications or compatible with brake fluid.

• Bulk hose lengths may be slightly over or under length specified. See bulk hose shipping length patterns on price sheet or on page 73 of this catalog.

**NOTE: Pricing for pre-packaged hose includes an additional packaging charge.

SEE PAGE 65 FOR COMPLETE ASSEMBLY INSTRUCTIONS.

XRP STAINLESS STEEL CPE RACE HOSE 4-PLY CONSTRUCTION



FLAT WOUND INTERNAL SUPPORT COIL

Available in several popular sizes, our Flat Wound Internal Support Coil can be used with Stainless Steel CPE Hose or our Push-On Hose. It provides extra support for the most demanding high vacuum applications. Excellent for modern dry sump systems. Support Coil is sold by the foot. Please specify length when ordering.



PART NO.	SIZE	DESCRIPTION
310008	8 ss	.44" O.D.
310010	10 ss	.60" O.D.
310012	12 ss	.73" O.D.
310014	12 HS-79	.875" O.D.
310016	16 ss	.94" O.D.
310020	-16 HS-79 or -20 ss	1.190" O.D.

HOSE CUT-OFF BRACKET AND BLADE

The secret to easy hose assembly! No tape! No fraying! This innovative bracket adapts a customer supplied circular handsaw to make the perfect hose cut off machine. Using the special 7" toothless cut off blade, the hose can be cut fast, square and clean. No excess dirty rubber, as with abrasive wheel cutting. No fraying, as with a hacksaw or shear. The bracket's steel pins arc the hose to allow the blade to cut cleanly through, without pinching the blade. Great for all hose types, including Stainless Steel Braided, Teflon, Push-On, and HS-79.




PART NO.	DESCRIPTION
329002	Cut-Off Bracket (circular saw not included)
329003	Cut-Off Blade (sold separately)

PERFORMANCE NON-SWIVEL HOSE ENDS


XRP Performance Hose Ends are designed with the aviation nipple and cutter design, to prevent blow off and leakage problems that can be encountered by other styles of hose ends when assembled with stainless steel braided hose. To many top race teams, no other style is acceptable. XRP Performance Hose Ends are manufactured from specially heat treated 2024-T851 aluminum per QQA-225/6 and 6061-T651 aluminum per QQA-225/8 as specified for these hose fittings. Manufactured in our own facility and subjected to strict quality controls at various phases of their production, every XRP Performance Hose End is race-ready when it reaches our customers. All hose ends are aluminum unless otherwise noted. All hose ends are JIC 37°. Hose assemblies consisting of two angled non-swivel hose ends must be orientated to the correct angular position during hose assembly. Double swivel hose ends allow for angular orientation after hose assembly.

STRAIGHT




ANODIZED	SUPER NICKEL	SIZE
130004 (Steel)	-	4
100004	100004SN	4
100006	100006SN	6
100008	100008SN	8
100010	100010SN	10
100012	100012SN	12
100016	100016SN	16
100020	100020SN	20
100013	100013SN	12 hose to 16 nut
100017	100017SN	16 hose to 12 nut

30°




PART NO.	SIZE
133004 (Steel)	4
103004	4
103006	6
103008	8
103010	10
103012	12
103016	16
103020	20

45°




PART NO.	SIZE
134504 (Steel)	4
104504	4
104506	6
104508	8
104510	10
104512	12
104516	16
104520	20

60°




PART NO.	SIZE
136004 (Steel)	4
106004	4
106006	6
106008	8
106010	10
106012	12
106016	16
106020	20

90°




PART NO.	SIZE
139004 (Steel)	4
109004	4
109006	6
109008	8
109010	10
109012	12
109016	16
109020	20

120°




PART NO.	SIZE
131204 (Steel)	4
112004	4
112006	6
112008	8
112010	10
112012	12
112016	16
112020	20

150°



PART NO.	SIZE
131504 (Steel)	4
115004	4
115006	6
115008	8
115010	10
115012	12
115016	16
115020	20

180°



PART NO.	SIZE
131804 (Steel)	4
118004	4
118006	6
118008	8
118010	10
118012	12
118016	16
118020	20

STRAIGHT


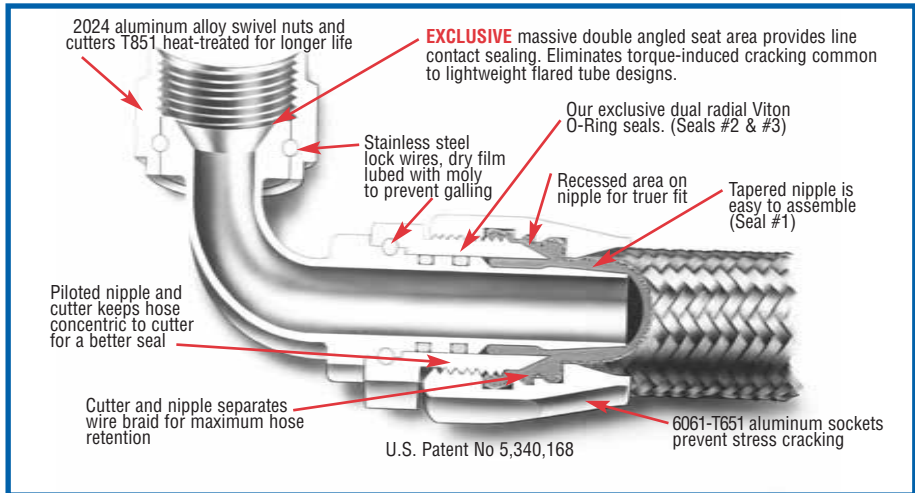


**ALSO AVAILABLE
IN SUPER NICKEL FINISH**


SEE PAGE 65 FOR COMPLETE ASSEMBLY INSTRUCTIONS.

DOUBLE SWIVEL, TRIPLE SEALED HOSE ENDS


Patented aviation-style nipple and cutter design, to prevent blow off and leakage. Triple sealed. Design allows for full angular positioning after assembly. Available in anodized aluminum and super nickel finish. **SIMPLY THE BEST.** These fittings feature the latest in racing plumbing. All hose ends are JIC 37°. Custom ends and metrics are available. Call for details.




PART NO.	SIZE
203006	6
203008	8
203010	10
203012	12
203016	16
203020	20




ANODIZED	SUPER NICKEL	SIZE
204506	204506SN	6
204508	204508SN	8
204510	204510SN	10
204512	204512SN	12
204516	204516SN	16
204520	204520SN	20
204513	204513SN	12 hose to 16 nut
204517	204517SN	16 hose to 12 nut




PART NO.	SIZE
206006	6
206008	8
206010	10
206012	12
206016	16
206020	20



ANODIZED	SUPER NICKEL	SIZE
209006	209006SN	6
209008	209008SN	8
209010	209010SN	10
209012	209012SN	12
209016	209016SN	16
209020	209020SN	20
209013	209013SN	12 hose to 16 nut
209017	209017SN	16 hose to 12 nut




PART NO.	SIZE
212006	6
212008	8
212010	10
212012	12
212016	16
212020	20



PART NO.	SIZE
215006	6
215008	8
215010	10
215012	12
215016	16
215020	20


PART NO.	SIZE
218006	6
218008	8
218010	10
218012 (Std)	12*
218512 (Short)	12*
218016	16
218020	20

* Standard radius is 1-1/2" Short radius is 1"




SEE PAGE 65 FOR COMPLETE ASSEMBLY INSTRUCTIONS.


DOUBLE SWIVEL, TRIPLE SEALED - Forged



PART NO.	SIZE
204606	6
204608	8
204610	10
204612	12
204616	16
204620	20



PART NO.	SIZE
209106	6
209108	8
209110	10
209112	12
209116	16
209120	20




Length Comparison
Forged vs. Bent Tube

To compliment our Double Swivel line, Double Swivel Male Adapter Hose Ends are designed to allow the hose end to be threaded directly into a female port without the bulk and complication of an adapter fitting. Male ends are double O-ring sealed.




STRAIGHT MALE
PIPE THREADS

PART NO.	SIZE	THREAD SIZE
280162	6	1/8 NPT
280106	6	1/4 NPT
280166	6	3/8 NPT
280107	8	1/4 NPT
280108	8	3/8 NPT
280188	8	1/2 NPT
280111	10	3/8 NPT
280110	10	1/2 NPT
280113	12	1/2 NPT
280112	12	3/4 NPT



45° MALE
PIPE THREADS

PART NO.	SIZE	THREAD SIZE
284562	6	1/8 NPT
284506	6	1/4 NPT
284566	6	3/8 NPT
284507	8	1/4 NPT
284508	8	3/8 NPT
284588	8	1/2 NPT
284511	10	3/8 NPT
284510	10	1/2 NPT
284513	12	1/2 NPT
284512	12	3/4 NPT



90° MALE
PIPE THREADS

PART NO.	SIZE	THREAD SIZE
289062	6	1/8 NPT
289006	6	1/4 NPT
289066	6	3/8 NPT
289007	8	1/4 NPT
289008	8	3/8 NPT
289088	8	1/2 NPT
289011	10	3/8 NPT
289010	10	1/2 NPT
289013	12	1/2 NPT
289012	12	3/4 NPT




STRAIGHT MALE
AN THREADS

PART NO.	SIZE	THREAD SIZE
290106	6	9/16-18 AN 6
290108	8	3/4-16 AN 8
290110	10	7/8-14 AN 10
290112	12	1-1/16-12 AN 12



45° MALE
AN THREADS (ORB)

PART NO.	SIZE	THREAD SIZE
294564	6	7/16-20 AN 4
294565	6	1/2-20 AN 5
294506	6	9/16-18 AN 6
294568	6	3/4-16 AN 8
294586	8	9/16-18 AN 6
294508	8	3/4-16 AN 8
294581	8	7/8-14 AN 10
294509	10	3/4-16 AN 8
294510	10	7/8-14 AN 10
294511	10	1-1/16-12 AN 12
294513	12	7/8-14 AN 10
294512	12	1-1/16-12 AN 12



90° MALE
AN THREADS (ORB)

PART NO.	SIZE	THREAD SIZE
299064	6	7/16-20 AN 4
299065	6	1/2-20 AN 5
299006	6	9/16-18 AN 6
299068	6	3/4-16 AN 8
299086	8	9/16-18 AN 6
299008	8	3/4-16 AN 8
299081	8	7/8-14 AN 10
299009	10	3/4-16 AN 8
299010	10	7/8-14 AN 10
299011	10	1-1/16-12 AN 12
299013	12	7/8-14 AN 10
299012	12	1-1/16-12 AN 12

LOOKING FOR DOUBLE SWIVEL
TRIPLE SEALED FITTINGS
FOR SETRAB OIL COOLERS?
SEE PAGE 62.

XRP PUSH-ON HOSE - Blue or Black

XRP Push-On Hose is constructed of CPE* elastomer tube, textile braid reinforced with CPE elastomer cover. **Maximum operating pressure is 250 PSI.** Applications for this hose are gasoline, fuel, lubricating oils, air and water. Sold in bulk in any length or in packaged precut lengths.



Shown with XRP Ensure Clamps for severe race use and high temp applications.

SIZE	HOSE I.D.	BULK HOSE* (Specify Length)	CUT TO EXACT LENGTH AND PRE-PACKAGED IN RETAIL BOX **SEE NOTE BELOW				
			3 FT.	6FT.	10 FT.	15 FT.	20FT.
4	1/4"	340004	340304	340604	341004	341504	342004
6	3/8"	340006	340306	340606	341006	341506	342006
8	1/2"	340008	340308	340608	341008	341508	342008
10	5/8"	340010	340310	340610	341010	341510	342010
12	3/4"	340012	340312	340612	341012	341512	342012

*CPE=Chlorinated polyethylene - the same compound that is used in our stainless steel braided racing hose.



Shown with Super Nickel Hose Ends.

SIZE	HOSE I.D.	BULK HOSE* (Specify Length)	CUT TO EXACT LENGTH AND PRE-PACKAGED IN RETAIL BOX **SEE NOTE BELOW				
			3 FT.	6FT.	10 FT.	15 FT.	20FT.
4	1/4"	520004	520304	520604	521004	521504	522004
6	3/8"	520006	520306	520606	521006	521506	522006
8	1/2"	520008	520308	520608	521008	521508	522008
10	5/8"	520010	520310	520610	521010	521510	522010
12	3/4"	520012	520312	520612	521012	521512	522012

*CPE=Chlorinated polyethylene - the same compound that is used in our stainless steel braided racing hose.

TECHNICAL SPECIFICATIONS - Temperature Range: -40° F to +300° F

SIZE	HOSE I.D. INCHES	HOSE O.D. INCHES	MAX OPERATING PRESSURE (PSI)	BURST PRESSURE (PSI)	WEIGHT FT/LBS	BEND RADIUS INCHES
4	0.250	0.500	250	1000	0.070	3.00
6	0.375	0.620	250	1000	0.107	3.00
8	0.500	0.750	250	1000	0.148	5.00
10	0.625	0.900	250	1000	0.202	6.00
12	0.750	1.030	250	1000	0.242	7.00

FLAT WOUND INTERNAL SUPPORT COIL



For use with Stainless Steel CPE Hose or our Push-On Hose. Provides extra support for the most demanding high vacuum applications. Excellent for modern dry sump systems. Sold by the foot. Specify length when ordering.

PART NO.	SIZE	DESCRIPTION
310008	8 ss	.44" O.D.
310010	10 ss	.60" O.D.
310012	12 ss	.73" O.D.
310014	12 HS-79	.875" O.D.
310016	16 ss	.94" O.D.
310020	-16 HS-79 or 20 ss	1.190" O.D.

• Bulk hose lengths may be slightly over or under length specified. See bulk hose shipping length patterns on price sheet or on page 73 of this catalog.


**NOTE: Pricing for pre-packaged hose includes an additional packaging charge.

SEE PAGE 66 FOR COMPLETE ASSEMBLY INSTRUCTIONS.

XRP PUSH-ON HOSE ENDS


XRP Push-On Hose Ends and Push-On Hose are super lightweight, easy to assemble and provide great performance. Machined from aluminum alloy, these hose ends are ONLY compatible with our Push-On Hose, NOT the Stainless Steel Braided Hose. All hose ends are JIC 37°. Use our Push-On Hose Ensure Clamps for all high temperature & oil line applications.

STRAIGHT




ANODIZED	SUPER NICKEL	SIZE
230004	230004SN	4
230006	230006SN	6
230008	230008SN	8
230010	230010SN	10
230012	230012SN	12

30°



PART NO.	SIZE
233004	4
233006	6
233008	8
233010	10
233012	12

45°




ANODIZED	SUPER NICKEL	SIZE
234504	234504SN	4
234506	234506SN	6
234508	234508SN	8
234510	234510SN	10
234512	234512SN	12

60°




PART NO.	SIZE
236004	4
236006	6
236008	8
236010	10
236012	12

90°




ANODIZED	SUPER NICKEL	SIZE
239004	239004SN	4
239006	239006SN	6
239008	239008SN	8
239010	239010SN	10
239012	239012SN	12

120°




PART NO.	SIZE
231204	4
231206	6
231208	8
231210	10
231212	12

150°



PART NO.	SIZE
231504	4
231506	6
231508	8
231510	10
231512	12

180°



PART NO.	SIZE
231804	4
231806	6
231808	8
231810	10
231812	12

FOR SEVERE RACE, HIGH TEMP OR OIL LINE APPLICATIONS, USE XRP ENSURE CLAMPS FOR A POSITIVE SEAL.

SPECIAL PUSH-ON HOSE ENDS - Brass & Steel

In addition to our bent tube style Push-On Hose Ends in aluminum alloy, we offer several models in brass and steel. Use our Push-On Hose Ensure Clamps for all high temperature & oil line applications.

STRAIGHT FEMALE SWIVEL



PART NO.	SIZE
240004	4
240006	6
240068	6 hose to 8 nut
240008	8
240081	8 hose to 10 nut
240010	10
240012	12

45° STEEL



PART NO.	SIZE
244504	4
244506	6
244508	8
244510*	10
244512*	12

* Call for pricing and availability.

90° STEEL



PART NO.	SIZE
249004	4
249006	6
249008	8
249010*	10
249012*	12


* Call for pricing and availability.

STRAIGHT MALE PIPE




PART NO.	SIZE
260004 (1/8")	4
260044 (1/4")	4
260006 (1/4")	6
260066 (3/8")	6
260008 (3/8")	8
260088 (1/2")	8
260010 (1/2")	10
260012 (3/4")	12

STRAIGHT 37° MALE FLARE



PART NO.	SIZE
250004	4
250006	6
250008	8
250010	10
250012	12

STRAIGHT SAE MALE INVERTED FLARE



PART NO.	SIZE
270004 (7/16-20)	4
270006 (5/8-18)	6
270008 (3/4-18)	8
270010 (7/8-18)	10
270012 (1-1/16-12)	12



XRP PUSH-ON CLAMPS & PLIERS

XRP Push-on Clamps are self-tensioning for severe race and high temp applications. A must for high heat and oil line applications and to ensure a secure seal without damage to the hose construction. For installation and removal of hose clamps, use our specially designed pliers.

PART NO.	SIZE	QTY
818404	4	4
818406	6	4
818408	8	4
818410	10	4
818412	12	4
818000	Pliers	

SEE PAGE 66 FOR COMPLETE ASSEMBLY INSTRUCTIONS.

XRP HOSE FINISHERS

XRP anodized aluminum hose finishers add cosmetic appeal to your engine. A unique design ensures a secure placement of the worm gear clamp. Made of the finest aluminum alloy, our hose finishers are available in three anodized aluminum colors and our new super nickel finish. Hose finishers are supplied with a stainless steel worm gear clamp pre-installed.

Gold anodized finish available as a custom option only.



HOSE SIZE	I.D.	RED		BLUE		SUPER NICKEL		BLACK	
		HEX	ROUND	HEX	ROUND	HEX	ROUND	HEX	ROUND
4	1/2	550104	-	550204	-	550304	-	550404	-
6	5/8	550106	-	550206	-	550306	-	550406	-
8	11/16	550108	-	550208	-	550308	-	550408	-
10	7/8	550110	-	550210	-	550310	-	550410	-
12	1"	550112	-	550212	-	550312	-	550412	-
14	1-1/8	550114	-	550214	-	550314	-	550414	-
16	1-3/16	550116	-	550216	-	550316	-	550416	-
18*	1-3/8	550118	560118	550218	560218	550318	560318	550418	560418
20*	1-9/16	550120	560120	550220	560220	550320	560320	550420	560420
24*	1-11/16	550124	560124	550224	560224	550324	560324	550424	560424
28*	1-15/16	550128	560128	550228	560228	550328	560328	550428	560428
32*	2-3/16	550132	560132	550232	560232	550332	560332	550432	560432
34**	2-5/16	-	560134	-	560234	-	560334	-	560434
36**	2-3/8	-	560136	-	560236	-	560336	-	560436

*Hose finishers in sizes 18-32 available hex or round bodied. Sizes 4-16 are hexagonal bodied.

**34 to 36 round only.

ALUMINUM PIPE TO TUBE ADAPTERS FOR USE WITH STAINLESS STEEL BRAIDED HOSE

These new 850 series pipe to tube adapters from XRP are designed specifically for use with our stainless steel braided CPE racing hose. They are easy to install! No more struggling with fitting the adapter to the inner diameter of stainless steel hoses.



Assembly with Hose Finishers



850

STRAIGHT



854

45°



852

90°


PART NO.	SIZE	PIPE	HOSE I.D.
985004	4	1/8	7/32
985006	6	1/4	11/32
985008	8	3/8	7/16
985010	10	1/2	9/16
985012	12	3/4	11/16
985016	16	3/4	7/8
985017	16	1"	7/8

PART NO.	SIZE	PIPE	HOSE I.D.
985404	4	1/8	7/32
985406	6	1/4	11/32
985408	8	3/8	7/16
985410	10	1/2	9/16
985412	12	3/4	11/16
985416	16	3/4	7/8
985417	16	1"	7/8

PART NO.	SIZE	PIPE	HOSE I.D.
985204	4	1/8	7/32
985206	6	1/4	11/32
985208	8	3/8	7/16
985210	10	1/2	9/16
985212	12	3/4	11/16
985216	16	3/4	7/8
985217	16	1"	7/8

XRP STAINLESS STEEL OVERBRAID

For use on vacuum lines, fuel lines, radiator hose, heater hose, power steering hose, AC lines or over our popular lightweight Push-On Hose, XRP Stainless Steel Overbraid is versatile and easy to install. Just disconnect the hose you are covering and slide the overbraid over it. Stretch until snug, trim the ends and secure with XRP Hose Finishers. Overbraid provides added abrasion resistance and dress-up styling but does not change the performance characteristics of the hose beneath it.



PART NO.	ACTUAL I.D. SIZE	WILL REDUCE DOWN TO COVER	SUGGESTED APPLICATIONS
533003	3/8"	1/4"	VACUUM LINES, PLUG WIRES
533004	3/4"	3/8"	FUEL LINES, OVERFLOW HOSES, HEATER HOSES
533012	1"	3/4"	HEATER HOSE, POWER STEERING HOSES, AC LINES
533020	1-1/2"	1"	SMALL RADIATOR HOSES
533028	2"	1-1/2"	MEDIUM RADIATOR HOSES
533032	2-1/2"	2"	LARGE RADIATOR HOSES

HERE'S HOW TO DO IT...



1 Slide overbraid over the hose and stretch until snug.




2 Mark length and cut the ends with tin snips.



3 Reconnect hose to end fitting and secure with clamp or finisher as desired.

XRP SUPER NICKEL FINISH

XRP's dazzling new Super Nickel finish gives an elegant modern look for racing vehicles, hot rods, street rods, show cars, and watercraft. Super Nickel has the look of a stainless steel fitting with the economy and weight-saving advantages of aluminum. We use state-of-the-art electroless plating technology to bring you a finish that resists heat and corrosion. These fittings will add polish to your engine compartment for many seasons.



NEW SUPER NICKEL FINISH HOSE ENDS ARE AVAILABLE FOR ...

- **PERFORMANCE NON-SWIVEL HOSE ENDS**
- **DOUBLE SWIVEL, TRIPLE SEALED HOSE ENDS**
- **PUSH-ON HOSE ENDS**
- **HS-79 HOSE ENDS**
- **MANY POPULAR ADAPTER FITTINGS**


SEE CATALOG PAGES FOR INDIVIDUAL LISTINGS

HOW TO ORDER SUPER NICKEL

When a hose end or fitting is offered in super nickel finish, its listing in the catalog will appear like the one on the right. In other words, we will list both a part number for the anodized aluminum and a part number for the super nickel. There is no difference other than the finish. You will note that the part number is actually identical but the super nickel hose end has the letters SN as the last two characters.

THE SUPER NICKEL FINISH IS AVAILABLE ON MANY FITTINGS BY SPECIAL ORDER. IF YOU DO NOT SEE THE ITEM YOU WANT SHOWN IN THE CATALOG, CALL US FOR INFORMATION.

NOTE: Not for use in salt water or other highly corrosive environments. Nickel and aluminum are dissimilar metals in contact and can become corrosive if subjected to a conductive fluid.



ANODIZED	SUPER NICKEL	SIZE
239004	239004SN	4
239006	239006SN	6
239008	239008SN	8
239010	239010SN	10
239012	239012SN	12

SUPER NICKEL FINISH APPLICATIONS

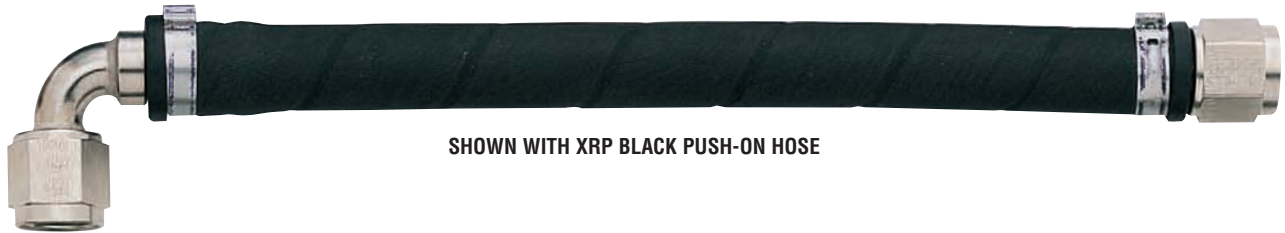
Shown below are just a few of the popular combinations for this new exciting look for performance engines. Remember Super Nickel Finish is available for a variety of our hose ends and adapter fittings.



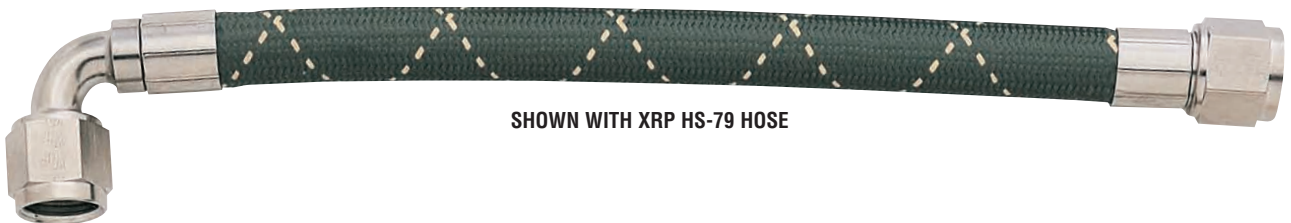
SHOWN WITH XRP STAINLESS STEEL BRAIDED CPE RACE HOSE



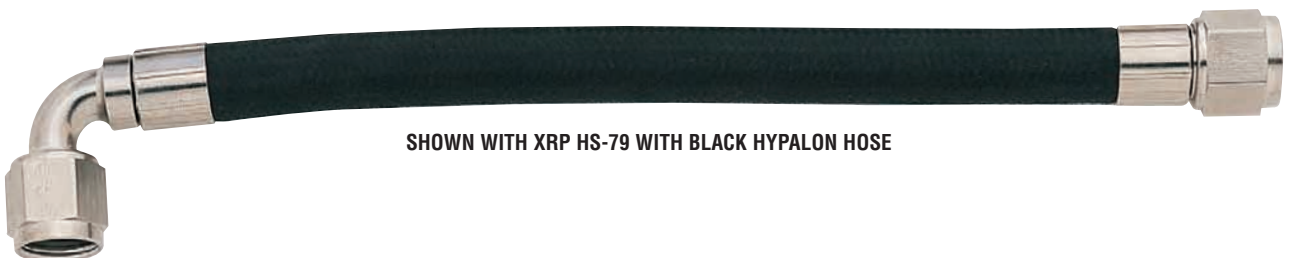
SHOWN WITH XRP BLUE PUSH-ON HOSE



SHOWN WITH XRP BLACK PUSH-ON HOSE



SHOWN WITH XRP HS-79 HOSE



SHOWN WITH XRP HS-79 WITH BLACK HYPALON HOSE

HS-79 THE MOST TECHNICALLY ADVANCED HOSE SYSTEM AVAILABLE...PERIOD!



XRP brings true aerospace-quality fluid delivery to motorsports with HS-79 Ultra-Lite flexible smooth-bore Teflon® hose assemblies.

- ◆ **4-ply composite construction** is at the core of HS-79's distinctive list of advantages. HS-79's smooth-bore design offers
- ◆ **extremely high flow rates, pressure and temperature ratings** (-65° to +400° F) and
- ◆ **lower pressure drop** than comparable systems. In addition, HS-79 provides
- ◆ **extreme flexibility** and ease of installation and cleaning.

◆ **Tight bend radius** and ◆ **higher vacuum capacity** are possible because HS-79 has a ◆ **higher hoop strength**...without using internal support coils that can restrict flow. It's terrific for high vacuum applications, oil suction lines, etc. Moreover, XRP's HS-79 assemblies feature a noticeably

◆ **larger inner diameter**. Look inside the fittings below and compare for yourself. It is this generous inner diameter that gives HS-79

◆ **greater flow capacity and better performance** on race day. **But,** ◆ **greater flow is only part of the story optimizing fluid delivery!** The characteristics of the flow are critically important to the racer as well. HS-79's smooth-bore "non-convoluted" design

- ◆ **eliminates boundary layer entrapment and flow disturbance for performance you can count on!** HS-79 is
- ◆ **compatible with all racing engine fluids**, including gas, alcohol, and nitromethane and
- ◆ **can be assembled with either 37° JIC hose ends or aerospace-style aluminum quick disconnect clamshell couplings.**

The ideal choice for service situations that are time sensitive, you will find our clamshell couplings shown on page 19-20 of this catalog. See individual listings for fittings' sizes and angles. For dimensional, temperature, pressure, and vacuum information, see our charts on page 14.



XRP

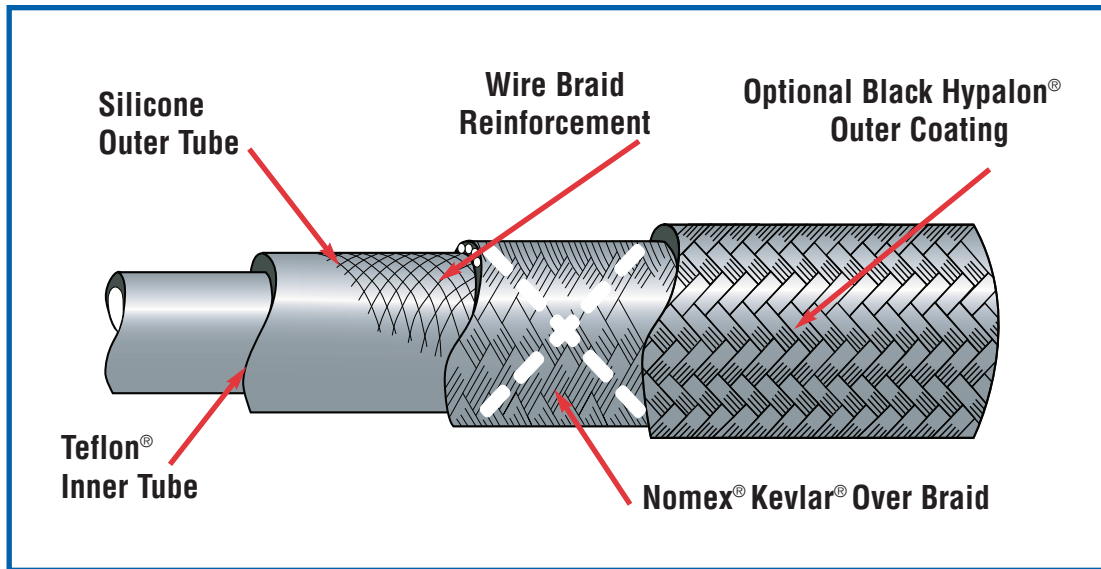


other

Teflon®, Kevlar®, Hypalon® and Nomex® are DuPont trademarks.

Aerospace Technology Brought To Motorsports

AEROSPACE QUALITY 4-PLY CONSTRUCTION!



HS-79 ultra lightweight, flexible, smooth-bore Teflon® hose has a 4-ply composite construction: a Teflon® inner liner, Silicone outer liner, high tensile stainless reinforcing braid and outer braid of Nomex® with Kevlar® traces. HS-79 hose is available with a Hypalon® outer covering as a fifth layer for added resistance against abrasion and ease of cleaning. **Features and benefits include:**

- Radial Seal Allows Hose Ends to be Adjusted for Installation After Assembly
- Crimp Collars Can be Cut and Removed to Allow End Fittings to be Reused
- Superior Flexibility • Weight Savings • Ease of Cleaning • No Necked Down Restrictions
- Large Flow Capacity without the Disturbance or Boundary Layer Entrapment of Convoluted Hoses
 - Great for Oil Suction Lines and High Vacuum Applications
- Inner Teflon® Tube Compatible with All Engine Fluids (Gasoline, Alcohol and Nitromethane)

SPECIFICATIONS FOR HS-79				
SIZE	HOSE I.D.	HOSE O.D.	WEIGHT LBS./FT.	BY THE FOOT (specify length)
4	.250"	.400"	.044	322004
6	.375"	.550"	.074	322006
8	.500"	.680"	.092	322008
10	.625"	.810"	.135	322010
12	.750"	.950"	.161	322012
16	1.000"	1.200"	.221	322016
20	1.250"	1.450"	.325	322020

SPECIFICATIONS FOR HS-79 W/ HYPALON				
SIZE	HOSE I.D.	HOSE O.D.	WEIGHT LBS./FT.	BY THE FOOT (specify length)
4	.250"	.440"	.061	324004
6	.375"	.590"	.093	324006
8	.500"	.720"	.123	324008
10	.625"	.850"	.158	324010
12	.750"	.990"	.198	324012
16	1.000"	1.240"	.264	324016
20	1.250"	1.490"	.370	324020

TECHNICAL SPECIFICATIONS - TEMPERATURE RANGE: -64°F TO 400°F

SIZE	MAX OPERATING PRESSURE	BURST PRESSURE	HS-79 BEND RADIUS	HS-79 WITH HYPALON BEND RADIUS
4	600 PSI	2400 PSI	.50"	.50"
6	600 PSI	2400 PSI	.75"	.75"
8	600 PSI	2400 PSI	1.00"	1.00"
10	400 PSI	1600 PSI	1.25"	1.25"
12	400 PSI	1600 PSI	1.50"	1.50"
16	200 PSI	800 PSI	2.00"	2.00"
20	100 PSI	400 PSI	5.00"	5.00"


NOTE: HS-79 AND HS-79 WITH HYPALON ARE NOT INTENDED FOR HYDRAULIC IMPULSE OR SUBMERSION APPLICATIONS.

SEE PAGE 68 FOR COMPLETE ASSEMBLY INSTRUCTIONS.

HS-79 37° JIC HOSE ENDS

XRP's HS-79 Ultra-Lite hose assemblies are available with 37 degree JIC fittings in a choice of finishes. Choose from the popular **black anodized** or our new **SUPER NICKEL FINISH**. Hose ends and crimp collars are sold separately. Crimp collars may be cut and removed. Fittings may be reused.

STRAIGHT




ANODIZED	SUPER NICKEL	SIZE
220043 (steel)	----	3 JIC to 4 hose
220044 (steel)	220044SN	4
220006	220006SN	6
220008	220008SN	8
220010	220010SN	10
220012	220012SN	12
220112	----	12 male flare
220016	220016SN	16
220020	220020SN	20

30°



ANODIZED	SIZE
223004	4
223006	6
223008	8
223010	10
223012	12
223016	16
223020	20

45°




ANOD.	SUPER NICKEL	FORGED	SIZE
224504	224504SN	--	4
224506	224506SN	224606	6
224508	224508SN	224608	8
224510	224510SN	--	10
224512	224512SN	--	12
224516	224516SN	--	16
224520	224520SN	--	20

60°



ANODIZED	SIZE
226004	4
226006	6
226008	8
226010	10
226012	12
226016	16
226020	20

90°



ANOD.	SUPER NICKEL	FORGED	SIZE
229004	229004SN	--	4
229006	229006SN	229106	6
229008	229008SN	229108	8
229010	229010SN	--	10
229012	229012SN	--	12
229016	229016SN	--	16
229020	229020SN	--	20

120°



ANODIZED	SIZE
221204	4
221206	6
221208	8
221210	10
221212	12
221216	16
221220	20

150°



ANODIZED	SIZE
221504	4
221506	6
221508	8
221510	10
221512	12
221516	16
221520	20

180°



ANODIZED	SIZE
221804	4
221806	6
221808	8
221810	10
221812	12
221816	16
221820	20

CRIMPER COLLARS FOR HS-79 & HS-79 WITH HYPALON SUPER NICKEL OR GOLD ANODIZED



HS-79		HYPALON		SIZE
ANODIZED	SUPER NICKEL	ANODIZED	SUPER NICKEL	
2255-04	2255-04SN	2270-04	2270-04SN	4
2255-06	2255-06SN	2270-06	2270-06SN	6
2255-08	2255-08SN	2270-08	2270-08SN	8
2255-10	2255-10SN	2270-10	2270-10SN	10
2255-12	2255-12SN	2270-12	2270-12SN	12
2255-16	2255-16SN	2270-16	2270-16SN	16
2255-20	2255-20SN	2270-20	2270-20SN	20

HS-79 HOSE TOOLS AND ACCESSORIES

XRP's Crimping Device

A self-contained unit allows field installation of the HS-79 Ultra-Lite hose. Simple to use. Fool-proof installations every time. Carrying case included. Dies sold separately.

Part No. 329000 with Manual Hand Pump

Part No. 329100 with Air Over Hydraulic Pump



Crimping Dies

Sizes	For HS-79	For HS-79 Hypalon
4	329004	329104
6	329006	329106
8	329008	329108
10	329010	329110
12	329012	329112
16	329016	329116
20	329020	329120



Cut Off Bracket and Blade

Our unique cutting tool turns any circular saw into a sure-fire way to cut HS-79 hose, cleanly and squarely every time. Works well on Stainless Steel Braided CPE hose.

Circular saw not included.

Cut-Off Bracket...Part No. 329002


Cut-Off Blade.....Part No. 329003

Shown with "AN" adapters and quick disconnect fittings. Sold separately, not included with manifold.

Pressure Checker

Pressure check all hose assemblies for optimal performance and long life.

Part No. 329001



Pressure Testing Manifold

Handy testing manifold allows you to quickly pressure test various size hose assemblies.

Part No. 329101

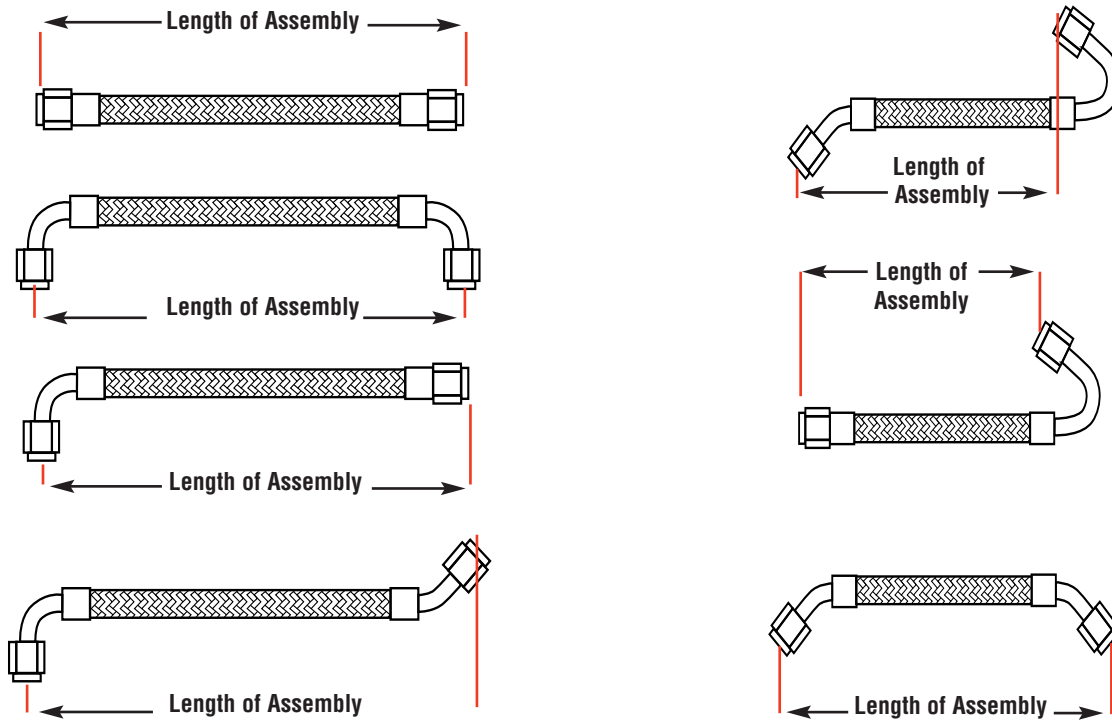


SEE PAGE 68
FOR COMPLETE ASSEMBLY INSTRUCTIONS.

ORDERING HS-79 HOSE IN CUSTOM LENGTHS

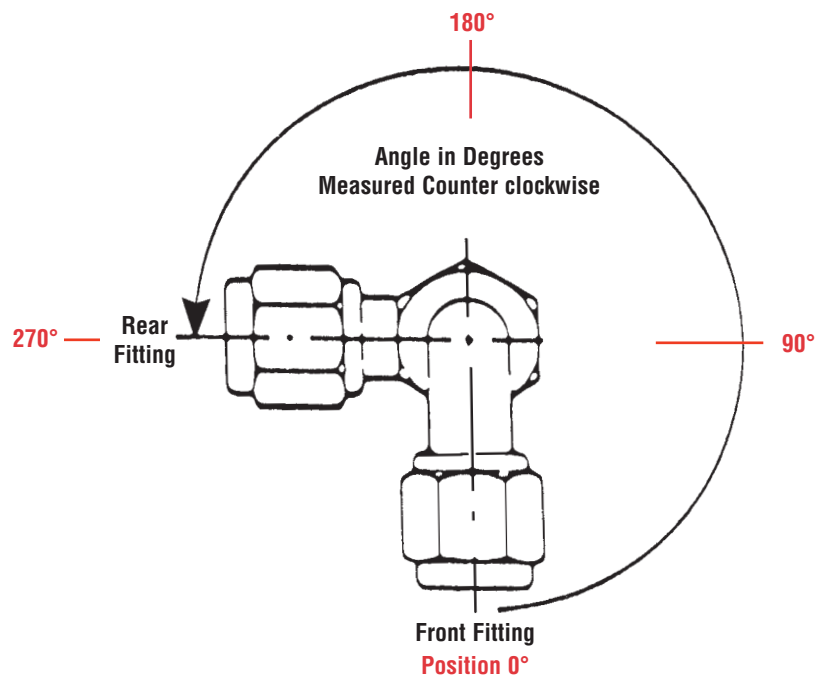
How To Measure Hose Length

XRP HS-79 Ultra-Lite hose assemblies are sold in 1/8 inch increments. The lengths of assemblies are determined by measuring **from face centerline to face centerline of angular fittings**, and to the **end of face surface to end of face surface for straights**. The diagrams, shown below, are examples of how to measure HS-79 Ultra-Lite hose assemblies precisely. If you need further assistance or have questions, please contact your XRP sales representative for more information.




How To Measure Fitting Angle

To measure the angular rotation of hose fittings, place the fitting nearest you at position 0° (see illustration at right). Measure **counter-clockwise** to the desired position of the rear fitting. If the angle between fittings desired is position 0° to position 0°, specify 000. For example, this illustration shows a 270° angle.



Clamshell Quick Disconnect Couplings



XRP[®]

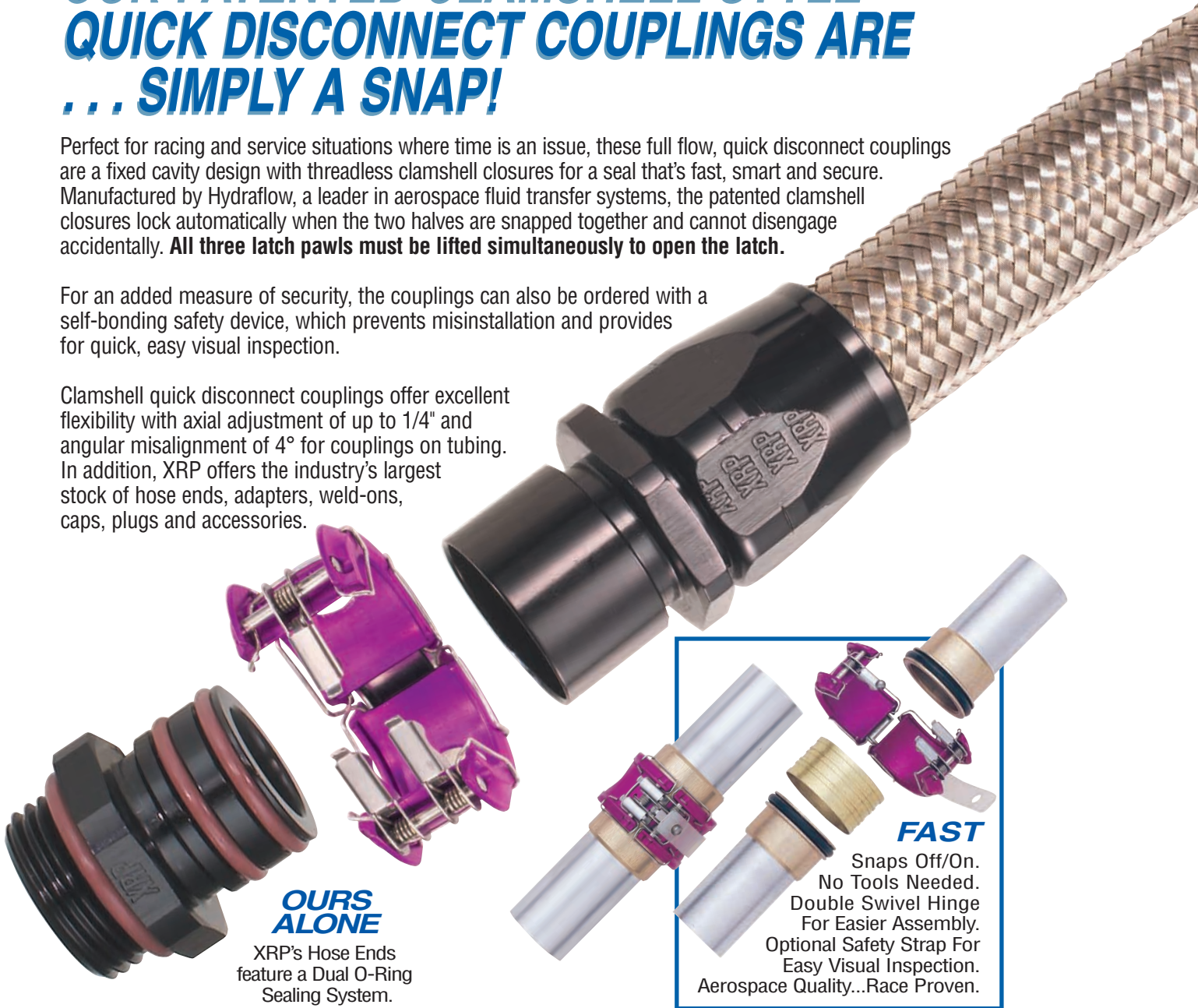
THE XTREME IN RACECAR PLUMBING

OUR PATENTED CLAMSHELL-STYLE QUICK DISCONNECT COUPLINGS ARE ... SIMPLY A SNAP!

Perfect for racing and service situations where time is an issue, these full flow, quick disconnect couplings are a fixed cavity design with threadless clamshell closures for a seal that's fast, smart and secure. Manufactured by Hydraflow, a leader in aerospace fluid transfer systems, the patented clamshell closures lock automatically when the two halves are snapped together and cannot disengage accidentally. **All three latch pawls must be lifted simultaneously to open the latch.**

For an added measure of security, the couplings can also be ordered with a self-bonding safety device, which prevents misinstallation and provides for quick, easy visual inspection.

Clamshell quick disconnect couplings offer excellent flexibility with axial adjustment of up to 1/4" and angular misalignment of 4° for couplings on tubing. In addition, XRP offers the industry's largest stock of hose ends, adapters, weld-ons, caps, plugs and accessories.



OURS ALONE

XRP's Hose Ends feature a Dual O-Ring Sealing System.

FAST

Snaps Off/On. No Tools Needed. Double Swivel Hinge For Easier Assembly. Optional Safety Strap For Easy Visual Inspection. Aerospace Quality...Race Proven.

SMART

Saves Time, Space, Weight and Headaches. Threadless Fixed Cavity Design. Full Flow - No Restrictions. Double O-Ring Sealing.

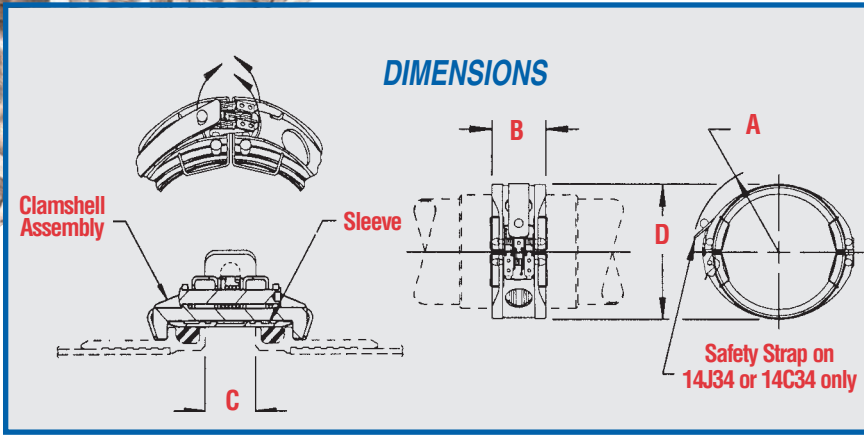
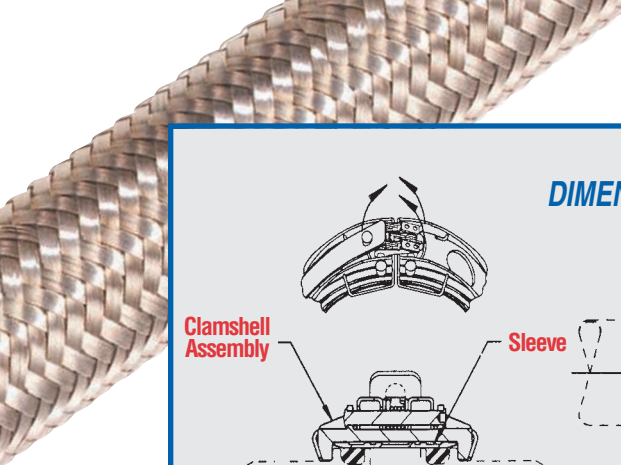
SECURE

Triple-Latch Finger Closure for Flexible, Secure Connections for Stainless Steel, HS-79 Hose or Tube. Axial Tube Movement Up to 1/4" Angularity Up to ± 4°. Interchanges with Wiggins® Style.

® Registered Trademark of Transdigm, Inc.

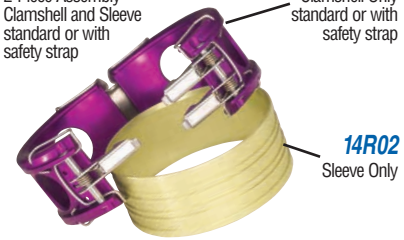
VERSATILE

A Huge Selection of Hose Ends, Adapters, Weld-Ons, Caps and Plugs adapt XRP Clamshell Quick Disconnect Couplings to Many Uses.



14J02 or 14J34
2-Piece Assembly
Clamshell and Sleeve
standard or with
safety strap

14C02 or 14C34
Clamshell Only
standard or with
safety strap



14R02
Sleeve Only

PART NUMBERS EXPLAINED

14J02 - 08
Description Size Tube O.D.
A Material
 A=aluminum or C=stainless

QUICK DISCONNECT COUPLINGS - Each coupling assembly consists of two pieces: a clamshell AND a sleeve. Example: 14J02-08 consists of 14C02-08 plus 14R02-08. Coupling flanges and O-ring seals are not included in the coupling assembly and should be ordered separately. **Please specify A for aluminum or C for stainless steel when ordering.** NOTE: Viton O-Rings are standard on all XRP adapter fittings. If using nitro-methane or alcohol, specify EPR O-Rings. Call for Technical Information.

SIZE TUBE O.D.	2-PIECE COUPLING ASSEMBLY	PART NUMBERS				DIMENSIONS				ASSEMBLY WEIGHT LBS.	
		CLAMSHELL ONLY	SLEEVE ONLY	VITON O-RING SEAL	EPR O-RING SEAL	A	B	C	D	STAINLESS ALUMINUM	STEEL
0.500	14J02-08	14C02-08	14R02-08	802015	803015	0.71	0.72	0.28	1.06	.027	.050
0.625	14J02-10	14C02-10	14R02-10	802017	803017	0.78	0.72	0.28	1.16	.031	.074
0.750	14J02-12	14C02-12	14R02-12	802117	803117	0.85	0.82	0.25	1.27	.040	.100
1.000	14J02-16	14C02-16	14R02-16	802214	803214	0.98	0.91	0.28	1.49	.050	.125
1.250	14J02-20	14C02-20	14R02-20	802218	803218	1.11	0.91	0.28	1.74	.056	.140
1.500	14J02-24	14C02-24	14R02-24	802222	803222	1.23	0.91	0.28	2.03	.058	.145
1.750	14J02-28	14C02-28	14R02-28	802224	803224	1.36	0.91	0.28	2.24	.072	.173
2.000	14J02-32	14C02-32	14R02-32	802226	803226	1.50	0.95	0.28	2.53	.079	.178
2.250	14J02-36	14C02-36	14R02-36	802228	803228	1.63	0.95	0.28	2.87	.092	.221
2.500	14J02-40	14C02-40	14R02-40	802230	803230	1.75	0.95	0.28	3.03	.098	.246
3.000	14J02-48	14C02-48	14R02-48	802234	803234	2.03	0.99	0.28	3.69	.149	.372
3.500	14J02-56	14C02-56	14R02-56	802238	803238	2.28	0.99	0.28	4.19	.177	.424
4.000	14J02-64	14C02-64	14R02-64	802242	803242	2.53	0.99	0.25	4.79	.238	.547

QUICK DISCONNECT COUPLINGS WITH NYLON SAFETY STRAP - These coupling assemblies are identical in both design and materials as those described above **except** the 14J34 assemblies include a nylon safety strap. Each coupling assembly consists of two pieces: a clamshell AND a sleeve. Example: 14J34-08 consists of 14C34-08 plus 14R02-08. Coupling flanges and O-ring seals are not included in the coupling assembly and should be ordered separately. **Please specify A for aluminum or C for stainless steel when ordering.** NOTE: Viton O-Rings are standard on all XRP adapter fittings. If using nitro-methane or alcohol, specify EPR O-Rings. Call for Technical Information.

SIZE TUBE O.D.	2-PIECE COUPLING ASSEMBLY	PART NUMBERS				DIMENSIONS				ASSEMBLY WEIGHT LBS.	
		CLAMSHELL ONLY	SLEEVE ONLY	VITON O-RING SEAL	EPR O-RING SEAL	A over safety strap	B	C	D	ALUMINUM	STAINLESS STEEL
0.500	14J34-08	14C34-08	14R02-08	802015	803015	0.89	0.72	0.28	1.06	.036	.058
0.625	14J34-10	14C34-10	14R02-10	802017	803017	0.95	0.72	0.28	1.18	.037	.065
0.750	14J34-12	14C34-12	14R02-12	802117	803117	1.04	0.82	0.28	1.29	.046	.083
1.000	14J34-16	14C34-16	14R02-16	802214	803214	1.18	0.91	0.28	1.52	.058	.114
1.250	14J34-20	14C34-20	14R02-20	802218	803218	1.29	0.91	0.28	1.77	.065	.131
1.500	14J34-24	14C34-24	14R02-24	802222	803222	1.43	0.91	0.28	2.06	.073	.150
1.750	14J34-28	14C34-28	14R02-28	802224	803224	1.55	0.91	0.28	2.27	.079	.168
2.000	14J34-32	14C34-32	14R02-32	802226	803226	1.69	0.95	0.28	2.57	.095	.200
2.250	14J34-36	14C34-36	14R02-36	802228	803228	1.80	0.95	0.28	2.91	.102	.237
2.500	14J34-40	14C34-40	14R02-40	802230	803230	1.91	0.95	0.28	3.08	.111	.269
3.000	14J34-48	14C34-48	14R02-48	802234	803234	2.18	0.99	0.28	3.74	.174	.429
3.500	14J34-56	14C34-56	14R02-56	802238	803238	2.44	0.99	0.28	4.24	.201	.502
4.000	14J34-64	14C34-64	14R02-64	802242	803242	2.68	0.99	0.25	4.84	.226	.568

NOTES: ASSEMBLY WEIGHTS DO NOT INCLUDE FLANGES AND SEALS. FLANGES ARE FOR USE ON TUBING APPLICATIONS. CALL FOR TECHNICAL DETAILS. SEE PAGE 24 FOR DESCRIPTION OF MATERIALS AND OTHER PRODUCT NOTES.

DOUBLE-SWIVEL TRIPLE-SEALED HOSE ENDS

Designed exclusively for use with the Clamshell Quick Disconnect Couplers **when assembled with stainless steel braided hose**. Double swivel feature allows for angular positioning after assembly. XRP Performance Hose Ends are designed with the aviation nipple and cutter design, to prevent blow off and leakage problems that can be encountered by other styles of hose ends when assembled with stainless steel braided hose. To many top race teams, no other style is acceptable. Manufactured from heat treated 2024-T851 aluminum per QQA-225/6 specs and 6061-T651 aluminum per QQA-225/8 specs, every XRP Performance Hose End is subjected to strict quality controls and is race-ready when it reaches our customers.

STRAIGHT



PART NO.	SIZE
100006HC	6 hose to 8 clamshell
100008HC	8
100010HC	10
100012HC	12
100016HC	16
100020HC	20
100025HC	20 hose to 24 clamshell

30°



PART NO.	SIZE
203006HC	6 hose to 8 clamshell
203008HC	8
203010HC	10
203012HC	12
203016HC	16
103020HC non-swivel	20
103025HC non-swivel	20 hose to 24 clamshell

45°



PART NO.	SIZE
204506HC	6 hose to 8 clamshell
204508HC	8
204510HC	10
204512HC	12
204516HC	16
104520HC non-swivel	20
104525HC non-swivel	20 hose to 24 clamshell

60°



PART NO.	SIZE
206006HC	6 hose to 8 clamshell
206008HC	8
206010HC	10
206012HC	12
206016HC	16
106020HC non-swivel	20
106025HC non-swivel	20 hose to 24 clamshell

90°



PART NO.	SIZE
209006HC	6 hose to 8 clamshell
209008HC	8
209010HC	10
209012HC	12
209016HC	16
109020HC non-swivel	20
109025HC non-swivel	20 hose to 24 clamshell

120°



PART NO.	SIZE
212006HC	6 hose to 8 clamshell
212008HC	8
212010HC	10
212012HC	12
212016HC	16
112020HC non-swivel	20
112025HC non-swivel	20 hose to 24 clamshell

150°



PART NO.	SIZE
215006HC	6 hose to 8 clamshell
215008HC	8
215010HC	10
215012HC	12
215016HC	16
115020HC non-swivel	20
115025HC non-swivel	20 hose to 24 clamshell

180°



PART NO.	SIZE
218006HC	6 hose to 8 clamshell
218008HC	8
218010HC	10
218012HC	12
218016HC	16
118020HC non-swivel	20
118025HC non-swivel	20 hose to 24 clamshell

Unique Spacer Adapts Our Dual O-Ring Hose Ends For Use On Single O-Ring Flange



PART NO.	SIZE
HCSP-08A	8
HCSP-10A	10
HCSP-12A	12
HCSP-16A	16
HCSP-20A	20
HCSP-24A	24

HS-79 HOSE ENDS

Designed exclusively for use with the Clamshell Quick Disconnect Couplers **when assembled with our HS-79 hose**. XRP's HS-79 Ultra-Lite hose assemblies are also available with 37 degree JIC fittings. Hose ends and crimp collars are sold separately. Crimp collars may be cut and removed. Fittings may be reused.

STRAIGHT



PART NO.	SIZE
220006HC	6 hose to 8 clamshell
220008HC	8
220010HC	10
220012HC	12
220016HC	16
220020HC	20
220025HC	20 hose to 24 clamshell

30°



PART NO.	SIZE
223006HC	6 hose to 8 clamshell
223008HC	8
223010HC	10
223012HC	12
223016HC	16
223020HC	20
223025HC	20 hose to 24 clamshell

45°



Forged ends available for 45°.

PART NO.	SIZE
224506HC	6 hose to 8 clamshell
224508HC	8
224510HC	10
224512HC	12
224516HC	16
224520HC	20
224525HC	20 hose to 24 clamshell

60°



PART NO.	SIZE
226006HC	6 hose to 8 clamshell
226008HC	8
226010HC	10
226012HC	12
226016HC	16
226020HC	20
226025HC	20 hose to 24 clamshell

90°



Forged ends available for 90°.

PART NO.	SIZE
229006HC	6 hose to 8 clamshell
229008HC	8
229010HC	10
229012HC	12
229016HC	16
229020HC	20
229025HC	20 hose to 24 clamshell

120°



PART NO.	SIZE
221206HC	6 hose to 8 clamshell
221208HC	8
221210HC	10
221212HC	12
221216HC	16
221220HC	20
221225HC	20 hose to 24 clamshell

150°



PART NO.	SIZE
221506HC	6 hose to 8 clamshell
221508HC	8
221510HC	10
221512HC	12
221516HC	16
221520HC	20
221525HC	20 hose to 24 clamshell

180°



PART NO.	SIZE
221806HC	6 hose to 8 clamshell
221808HC	8
221810HC	10
221812HC	12
221816HC	16
221820HC	20
221825HC	20 hose to 24 clamshell

Crimp Collars For HS-79 & HS-79 With Hypalon



HS-79 PART NO.	HYPALON PART NO.	SIZE
2255-06	2270-06	6
2255-08	2270-08	8
2255-10	2270-10	10
2255-12	2270-12	12
2255-16	2270-16	16
2255-20	2270-20	20

NOTE: XRP HOSE ENDS ARE DESIGNED TO BE USED WITH XRP DUAL O-RING ADAPTERS AND FLANGES. OUR HCSP SPACERS, SHOWN ON PAGE 21, ALLOWS XRP DUAL O-RING HOSE ENDS TO BE USED WITH SINGLE O-RING FLANGES

O-RING BOSS FITTINGS

CLAMSHELL TO O-RING BOSS FITTINGS - HIGH FLOW CONTOURED ORB



CLAMSHELL SIZE	AN PORT ORB	STRAIGHT	STANDARD 45°	STANDARD 90°	LOW PROFILE 45°	LOW PROFILE 90°	SWIVEL 45°	SWIVEL 90°	SWEPT TUBE 45°	SWEPT TUBE 90°
8	6	980086HC	984586HC	989086HC	984686HC	989186HC	964586HC	969086HC	954586HC	959086HC
8	8	980008HC	984508HC	989008HC	984608HC	989108HC	964508HC	969008HC	954508HC	959008HC
8	10	980081HC	984581HC	989081HC	984681HC	989181HC	964581HC	969081HC	954581HC	959081HC
10	8	980009HC	984509HC	989009HC	984609HC	989109HC	964509HC	969009HC	954509HC	959009HC
10	10	980010HC	984510HC	989010HC	984610HC	989110HC	964510HC	969010HC	954510HC	959010HC
10	12	980011HC	984511HC	989011HC	984611HC	989111HC	964511HC	969011HC	954511HC	959011HC
12	10	980013HC	984513HC	989013HC	984613HC	989113HC	964513HC	969013HC	954513HC	959013HC
12	12	980012HC	984512HC	989012HC	984612HC	989112HC	964512HC	969012HC	954512HC	959012HC
16	12	980014HC	984514HC	989014HC	984614HC	989114HC	964514HC	969014HC	954514HC	959014HC
16	16	980016HC	984516HC	989016HC	984616HC	989116HC	964516HC	969016HC	954516HC	959016HC
16	20	980018HC	984518HC	989018HC	984618HC	989118HC	964518HC	969018HC	954518HC	959018HC
20	20	980020HC	984520HC	989020HC	984620HC	989120HC	964520HC	969020HC	954520HC	959020HC

Viton O-Rings included. NOTE: If using nitro-methane or alcohol, specify EPR O-Rings. Call for Technical Information.

ADAPTERS

CLAMSHELL TO MALE PIPE ADAPTERS



CLAMSHELL SIZE	PIPE SIZE	STRAIGHT
8	1/4	981607HC
8	3/8	981608HC
8	1/2	981688HC
8	3/4	981609HC
10	3/8	981611HC
10	1/2	981610HC
10	3/4	981613HC
12	1/2	981614HC
12	3/4	981612HC
12	1"	981615HC
16	3/4	981617HC
16	1"	981616HC
20	1"	981621HC
20	1-1/4	981620HC

Viton O-Rings included. NOTE: If using nitro-methane or alcohol, specify EPR O-Rings. Call for Technical Information.

WELD-ONS

6061-T6 ALUMINUM FLAT WELDS FOR TANK OR PLATE



SIZE	FLAT WELD	
	DOUBLE O-RING	SINGLE O-RING
8	997208HC	997108HC
10	997210HC	997110HC
12	997212HC	997112HC
16	997216HC	997116HC
20	997220HC	997120HC
24	997224HC	997124HC

Viton O-Rings included.
NOTE: If using nitro-methane or alcohol, specify EPR O-Rings. Call for Technical Information.

CAPS & PLUGS

CAP



PLUG



SIZE	CAP	PLUG
8	992908HC	980608HC
10	992910HC	980610HC
12	992912HC	980612HC
16	992916HC	980616HC
20	992920HC	980620HC
24	992924HC	980624HC

Viton O-Rings included with plugs.
NOTE: If using nitro-methane or alcohol, specify EPR O-Rings. Call for Technical Information.

TUBING FLANGE WELD-ONS

For aluminum tubing applications: Use socket weld only if tubing is to be brazed. Use butt weld if tubing is to be welded. Socket welds have a counterbored area for tubing insertion. **For stainless steel tubing applications:** Either socket weld or butt weld styles may be used. If you have any questions, regarding your application, call for technical assistance. Tubing Flange Weld Ons listed below are aluminum. **To order them in Stainless Steel, change the first number to 5.** Viton O-Rings included. NOTE: If using nitro-methane or alcohol, specify EPR O-Rings. Call for Technical Information. NOTE: Our HCSP spacer fits inside a double O-ring cavity and allows it to be used with a single O-ring flange.

SOCKET WELD-ONS



BUTT WELD-ONS



SPACER




SIZE TUBE O.D.	SLEEVE	DOUBLE O-RING	SINGLE O-RING	SIZE TUBE O.D.	SLEEVE	DOUBLE O-RING	SINGLE O-RING	SPACER
8	1005-08HC	997208SWHC	997108SWHC	8	1005-08BWHC	997208BWHC	997108BWHC	HCSP-08A
10	1005-10HC	997210SWHC	997110SWHC	10	1005-10BWHC	997210BWHC	997110BWHC	HCSP-10A
12	1005-12HC	997212SWHC	997112SWHC	12	1005-12BWHC	997212BWHC	997112BWHC	HCSP-12A
16	1005-16HC	997216SWHC	997116SWHC	16	1005-16BWHC	997216BWHC	997116BWHC	HCSP-16A
20	1005-20HC	997220SWHC	997120SWHC	20	1005-20BWHC	997220BWHC	997120BWHC	HCSP-20A
24	1005-24HC	997224SWHC	997124SWHC	24	1005-24BWHC	997224BWHC	997124BWHC	HCSP-24A
28	1005-28HC	997228SWHC	997128SWHC	28	1005-28BWHC	997228BWHC	997128BWHC	-
32	1005-32HC	997232SWHC	997132SWHC	32	1005-32BWHC	997232BWHC	997132BWHC	-
36	1005-36HC	997236SWHC	997136SWHC	36	1005-36BWHC	997236BWHC	997136BWHC	-
40	1005-40HC	997240SWHC	997140SWHC	40	1005-40BWHC	997240BWHC	997140BWHC	-
48	1005-48HC	997248SWHC	997148SWHC	48	1005-48BWHC	997248BWHC	997148BWHC	-
56	1005-56HC	997256SWHC	997156SWHC	56	1005-56BWHC	997256BWHC	997156BWHC	-
64	1005-64HC	997264SWHC	997164SWHC	64	1005-64BWHC	997264BWHC	997164BWHC	-

SLIP-ON HOSE CONNECTORS FOR USE WITH CLAMSHELL QUICK DISCONNECT COUPLERS



1-1/4" hose nipple (-20 Clamshell). Double O-ring design for leak-proof sealing. Great for radiator hoses or breather blow down tubes. Shown above with our Clamshell Quick Disconnect Coupling and Socket Welded Flange Adapter. Other Flange Adapters also available.

SLIP-ON HOSE CONNECTOR 1-1/4"PART NO. 230020HC



CLAMSHELL SPECIFICATIONS

- Coupling assembly 14J34 is the **exactly the same** as 14J02 **except** 14J34 includes a nylon safety strap.
- All coupling assemblies have been qualified and meet the requirements of MIL-C-22263 and aerospace standard AS1650.
- Consult the factory for pressure ratings for particular applications. Temperature rating -65°F to +450°F. Nylon safety strap will withstand maximum temperature rating of 400°F.
- Coupling flanges and O-Ring seals are not furnished with coupling assemblies. O-Ring seal materials should be selected for fluid compatibility. Be sure to specify EPR for nitro-methane or alcohol.
- MATERIALS AND FINISH FOR 14C02-(SIZE) A AND 14C34-(SIZE) A ARE AS FOLLOWS: Clamshell assembly is 2024-T6 or equivalent aluminum anodized and dyed magenta. Latch pawls, hinges, rivets, latch springs are 300 series stainless steel passivated. Bonding springs are beryllium copper wire tin coated. Safety Strap on 14C34-(SIZE) A is nylon.
- MATERIALS AND FINISH FOR 14C02-(SIZE) C AND 14C34-(SIZE) C ARE AS FOLLOWS: Clamshell assembly is 300 series stainless steel passivated. Latch pawls, hinges, rivets, latch springs are 300 series stainless steel passivated. Bonding springs are beryllium copper wire tin coated. Safety Strap on 14C34-(SIZE) C is nylon.
- MATERIALS AND FINISH FOR 14R02-(SIZE) A ARE AS FOLLOWS: 2024-T6 or equivalent aluminum anodized dichromate color.
- MATERIALS AND FINISH FOR 14R02-(SIZE) C ARE AS FOLLOWS: 300 series stainless steel passivated.

POWER STEERING FITTINGS - Reusable Steel

These aircraft quality reusable steel fittings are ideal for high pressure power steering applications. NOTE: -8 and -10 hose ends have a dual 37°/45° seat and are interchangeable.

STRAIGHT S.A.E. 37° SWIVEL




BULK PART NO.	HOSE SIZE	THREAD SIZE
500006 37° Seat	6	9/16"-18 Female
500008 Dual Seat	8	
500010 Dual Seat	10	

45° S.A.E. 37° SWIVEL



BULK PART NO.	HOSE SIZE	THREAD SIZE
504506 37° Seat	6	9/16"-18 Female
504508 Dual Seat	8	
504510 Dual Seat	10	

90° S.A.E. 37° SWIVEL



BULK PART NO.	HOSE SIZE	THREAD SIZE
509006 37° Seat	6	9/16"-18 Female
509008 Dual Seat	8	
509010 Dual Seat	10	

STRAIGHT S.A.E. 45° SWIVEL




BULK PART NO.	HOSE SIZE	THREAD SIZE
550006 45° Seat	6	5/8"-18 Female
500008 Dual Seat	8	
500010 Dual Seat	10	

45° S.A.E. 45° SWIVEL



BULK PART NO.	HOSE SIZE	THREAD SIZE
554506 45° Seat	6	5/8"-18 Female
504508 Dual Seat	8	
504510 Dual Seat	10	

90° S.A.E. 45° SWIVEL



BULK PART NO.	HOSE SIZE	THREAD SIZE
559006 37° Seat	6	5/8"-18 Female
509008 Dual Seat	8	
509010 Dual Seat	10	

STRAIGHT S.A.E. MALE INVERTED FLARE



BULK PART NO.	HOSE/FITTING SIZE
560006 (5/8 - 18)	6
560008 (3/4 - 18)	8

45° S.A.E. MALE INVERTED FLARE



BULK PART NO.	HOSE/FITTING SIZE
564506 (5/8 - 18)	6
564508 (3/4 - 18)	8


90° S.A.E. MALE INVERTED FLARE



BULK PART NO.	HOSE/FITTING SIZE
569006 (5/8 - 18)	6
569008 (3/4 - 18)	8


XRP ADAPTER FITTINGS FOR POWER STEERING HOSE

STEEL INVERTED FLARE POWER STEERING ADAPTERS




PART NO.	THREAD INV FLR	MALE JIC SIZE
790126	1/2-20	6
790586	5/8-18	6
791166	11/16-18	6

POWER STEERING ADAPTERS FOR MOPAR MASTER CYLINDER



PART NO.	THREAD INV FLR	MALE JIC SIZE
490803	1/2-20	3
490903	9/16 -20	3

ALUMINUM BUMP TUBE ADAPTERS



ALUMINUM	STEEL	THREAD W/O-RING	SIZE
791415	491415	M14 x 1.5	6
791615	491615	M16 x 1.5	6
791815	491815	M18 x 1.5	6

POWER STEERING HOSE

This premium quality power steering hose is made of elastomer tube, polyester inner braid with single wire braid reinforcement and polyester braid cover. Operating temperature is between -55°F and +300°F (except air +250°F). Suitable for many applications: air, gasoline, fuel and lubricants, over-the-wall air tools, etc.



SIZE	BULK HOSE* (Specify Length)	CUT TO EXACT LENGTH AND PRE-PACKAGED IN RETAIL BOX **SEE NOTE BELOW				
		3 FT.	6 FT.	10 FT.	15 FT.	20 FT.
6	510006	510306	510606	511006	511506	512006
8	510008	510308	510608	511008	511508	512008
10	510010	510310	510610	511010	511510	512010

TECHNICAL SPECIFICATIONS

SIZE	HOSE I.D.	HOSE O.D.	MAX OPERATING PRESSURE (PSI)	BURST PRESSURE (PSI)	WEIGHT LBS./FOOT	MINIMUM BEND RADIUS (INCHES)
6	.31"	.67"	2250	9,000	.23	4.00
8	.41"	.77"	2000	8,000	.26	4.62
10	.50"	.92"	1750	7,000	.37	5.50

* Bulk hose lengths may be slightly over or under length specified. See bulk hose shipping length patterns on price sheet or on page 73 of this catalog.
 **NOTE: Pricing for pre-packaged hose includes an additional packaging charge.

ALUMINUM ADAPTER FITTINGS

XRP offers the industry's most extensive inventory of popular adapter fittings for race cars, street performance vehicles and watercraft. You will find the listings of the next 8 pages of this catalog. All male flare adapters are JIC 37°. Most adapter fittings are also available in both **steel** and **stainless**. To order **steel** - change the first digit of the part number from a "9" to a "4" EXAMPLE: 981606 changes to 481606. To order **stainless** - change the first digit of the part number from a "9" to a "5" EXAMPLE: 981606 changes to 581606. Call for pricing and availability.

804



806



814



Uses O-ring, crush washer or Stat-O-Seal

815



818



Use with 819 sleeve

SIZE	FLARE BULKHEAD TEE ON RUN	FLARE PLUG	STRAIGHT THREAD PORT PLUG	MALE FLARE UNION	TUBE NUT
3	980403	980603	981403	981503	981803
4	980404	980604	981404	981504	981804
5	-	-	-	-	981805
6	980406	980606	981406	981506	981806
8	980408	980608	981408	981508	981808
10	980410	980610	981410	981510	981810
12	980412	980612	981412	981512	981812
16	980416	980616	981416	981516	981816
20	980420	980620	981420	981520	981820

819




Uses 818 nut

821



824



825




826



SIZE	TUBE SLEEVE	TUBE SIZE	90° FLARE UNION	ANODIZED FLARED TEE	SUPER NICKEL FLARED TEE	MALE BRANCH TEE	PIPE SIZE	MALE RUN TEE	PIPE SIZE
3	981903	3/16"	982103	982403	982403SN	982503	1/8"	982603	1/8"
4	981904	1/4"	982104	982404	982404SN	982504	1/8"	982604	1/8"
5	981905	5/16"	-	-	-	-	-	-	-
6	981906	3/8"	982106	982406	982406SN	982506	1/4"	982606	1/4"
8	981908	1/2"	982108	982408	982408SN	982508	3/8"	982608	3/8"
10	981910	5/8"	982110	982410	982410SN	982510	1/2"	982610	1/2"
12	981912	3/4"	982112	982412	982412SN	982512	3/4"	982612	3/4"
16	981916	1"	982116	982416	982416SN	982516	1"	982616	1"
20	981920	1-1/4"	982120	982420	982420SN	982520	1-1/4"	982620	1-1/4"

ALUMINUM ADAPTER FITTINGS CONTINUED

832



Uses
924 nut.

833



Uses
924 nut

834



Uses
924 nut

837



Uses
924 nut

SIZE	ANODIZED FLARE BULKHD	SUPER NICKEL FLARE BULKHD	90° FLARE BULKHEAD	FLARE BULKHEAD TEE	45° FLARE BULKHEAD
3	983203	983203SN	983303	983403	983703
4	983204	983204SN	983304	983404	983704
6	983206	983206SN	983306	983406	983706
8	983208	983208SN	983308	983408	983708
10	983210	983210SN	983310	983410	983710
12	983212*	983212SN*	983312	983412	983712
16	983216*	983216SN*	983316	983416	983716
20	983220	983220SN	983320	983420	983720

*Special -16 bulkhead to -12 AN flare also available, order 983217.

MALE FLARE TO NPT PIPE ADAPTERS

816



822



823



FLARE SIZE	PIPE SIZE	ANODIZED STRAIGHT	SUPER NICKEL STRAIGHT	ANODIZED 90°	SUPER NICKEL 90°	ANODIZED 45°	SUPER NICKEL 45°
3	1/8	981603	981603SN	982203	982203SN	982303	982303SN
3	1/4	981634	981634SN	982234	982234SN	982334	982334SN
3	3/8	981636	981636SN	982236	982236SN	982336	982336SN
4	3/8	981646	981646SN	982246	982246SN	982346	982346SN
4	1/8	981604	981604SN	982204	982204SN	982304	982304SN
4	1/4	981644	981644SN	982244	982244SN	982344	982344SN
6	1/8	981662	981662SN	982262	982262SN	982362	982362SN
6	1/4	981606	981606SN	982206	982206SN	982306	982306SN
6	3/8	981666	981666SN	982266	982266SN	982366	982366SN
6	1/2	981668	981668SN	982268	982268SN	982368	982368SN
8	1/4	981607	981607SN	982207	982207SN	982307	982307SN
8	3/8	981608	981608SN	982208	982208SN	982308	982308SN
8	1/2	981688	981688SN	982288	982288SN	982388	982388SN
8	3/4	981609	981609SN	982209	982209SN	982309	982309SN
10	3/8	981611	981611SN	982211	982211SN	982311	982311SN
10	1/2	981610	981610SN	982210	982210SN	982310	982310SN
10	3/4	981613	981613SN	982213	982213SN	982313	982313SN
12	1/2	981614	981614SN	982214	982214SN	982314	982314SN
12	3/4	981612	981612SN	982212	982212SN	982312	982312SN
12	1"	981615	981615SN	982215	982215SN	982315	982315SN
16	3/4	981617	981617SN	982217	982217SN	982317	982317SN
16	1"	981616	981616SN	982216	982216SN	982316	982316SN
20	1"	981621	981621SN	982221	982221SN	982321	982321SN
20	1-1/4	981620	981620SN	982220	982220SN	982320	982320SN

Extra long pipe adapters available. See page 34.

ALUMINUM ADAPTER FITTINGS

All male flare adapters are JIC 37°. Most adapter fittings are also available in **steel** and **stainless**. To order **steel** - change the first digit of the part number from a "9" to a "4" EXAMPLE: 981606 changes to 481606. To order **stainless** - change the first digit of the part number from a "9" to a "5" EXAMPLE: 981606 changes to 581606. Call for pricing and availability.

910



PIPE SIZE FEMALE PIPE COUPLING

1/8	991001	991101	991701
1/4	991002	991102	991702
3/8	991003	991103	991703
1/2	991004	991104	991704
3/4	991006	991106	991706
1"	991007	991107	991707
1-1/4	991008	991108	991708

911



MALE PIPE NIPPLE

917



FEMALE PIPE TEE

912



PIPE BUSHING REDUCER MALE TO FEMALE

991201	1/4 1/8	991902	4 to 3
991202	3/8 1/4	991905	6 to 3
991203	3/8 1/8	991906	6 to 4
991204	1/2 3/8	991907	6 to 5
991205	1/2 1/4	991908	8 to 4
991206	1/2 1/8	991912	8 to 6
991207	3/4 1/2	991913	10 to 4
991208	3/4 3/8	991914	10 to 6
991209	3/4 1/4	991915	10 to 8
991210	1" 3/4	991916	12 to 4
991211	1" 1/2	991918	12 to 6
991212	1" 3/8	991919	12 to 8
		991920	12 to 10
		991922	16 to 10
		991923	16 to 12
		991925	20 to 12
		991926	20 to 16

919



FLARE REDUCER SIZE


932



PIPE SIZE ALLEN SOCKET PLUG QTY

1/16	993201	2
1/8	993202	2
1/4	993203	2
3/8	993204	2
1/2	993205	1
3/4	993206	1
1"	993207	1
1-1/4	993208	1

924



SIZE ALUMINUM BULKHEAD NUT SUPER NICKEL BULKHEAD NUT

3	992403	992403SN
4	992404	992404SN
6	992406	992406SN
8	992408	992408SN
10	992410	992410SN
12	992412	992412SN
16	992416	992416SN
20	992420	992420SN

929



THREAD SIZE 37° FLARE CAP FEMALE

3/8-24	992903
7/16-20	992904
9/16-18	992906
3/4-16	992908
7/8-14	992910
1-1/16-12	992912
1-5/16-12	992916
1-5/8-12	992920

938



FEMALE STRT THREAD AN TEE O-RING BOSS

993803
993804
993806
993808
993810
993812
993816
993820

ALUMINUM ADAPTER FITTINGS CONTINUED


PIPE ADAPTERS

FEMALE TO MALE AND FEMALE TO FEMALE



PIPE SIZE	45° ELBOW	90° ELBOW	90° ELBOW FEM/FEM
1/8	991501	991401	991601
1/4	991502	991402	991602
3/8	991503	991403	991603
1/2	991504	991404	991604

6061-T6 WELD ONS



SIZE	ORB FEM WELD BUNG	37° MALE WELD BUNG	PIPE SIZE	FEMALE PIPE RAISED SURFACE FIT	FEMALE PIPE RECESSED FLANGE FIT
4	987104	997104	1/8"	996701	996801
6	987106	997106	1/4"	996702	996802
8	987108	997108	3/8"	996703	996803
10	987110	997110	1/2"	996704	996804
12	987112	997112	3/4"	996706	996806
16	987116	997116	1"	996708	996808
20	987120	997120	1-1/4"	996710	996810

FEMALE TO MALE FLARE SEAL EXPANDERS

951

2-Piece. This nut swivels and seals on flare.



PART NO.	FEM TO MALE
995104 (Steel)	3 to 4
995106	4 to 6
995108	6 to 8
995110	8 to 10
995112	10 to 12
995116	12 to 16
995120	16 to 20

951 Series - Female side seals internally on flare nose of mating male fitting. NO O-RING NECESSARY.

FEMALE TO MALE REDUCERS

894

1-Piece. This nut seals on O-ring.



950

2-Piece. This nut swivels and seals on flare.



O-RING SEAL REDUCER (894)	FLARE SEAL REDUCER (950)	FEMALE TO MALE
989404	995004 (Steel)	4 to 3
989406	995006	6 to 4
989408	995008	8 to 6
989410	995010	10 to 6
989411	995011	10 to 8
989412	995012	12 to 8
989413	995013	12 to 10
989416	995016	16 to 10
989417	995017	16 to 12
989420	995020	20 to 16

894 Series - Female side seals against o-ring and flange on mating male fitting.

950 Series - Female side seals internally on flare nose of mating male fitting.

NO O-RING NECESSARY.

TUBE ADAPTERS

XRP offers two series of aluminum NPT pipe to tubing adapters that allow for a quick and inexpensive way to connect tubing or hose with an easy to use hose clamp in very low pressure applications. The 840 series is designed for use with hose or tubing with a full fractional inside diameter. The 850 series is specially designed for use with the reduced inside diameter of the Stainless Steel Braided CPE Race Hose.

840 SERIES ALUMINUM PIPE TO TUBE ADAPTERS - FOR FULL BORE HOSE



STRAIGHT	45°	90°	SIZE	PIPE	HOSE ID
984004	984404	984204	4	1/8	1/4
984006	984406	984206	6	1/4	3/8
984008	984408	984208	8	3/8	1/2
984010	984410	984210	10	1/2	5/8
984012	984412	984212	12	3/4	3/4
984016	984416	984216	16	3/4	1"
984017	984417	984217	16	1"	1"

850 SERIES ALUMINUM PIPE TO TUBE ADAPTERS

XRP's 850 series of aluminum NPT pipe to tubing adapters is specially designed for the reduced inside bore diameter of the Stainless Steel Braided CPE Race Hose. They are easy to install. No more struggling with the industry standard larger sized adapters. Use them with our Hose Finishers (page 9) for a professional looking job where the visibility of a hose clamp needs to be minimized.



STRAIGHT	45°	90°	SIZE	PIPE	HOSE ID
985004	985404	985204	4	1/8	7/32
985006	985406	985206	6	1/4	11/32
985008	985408	985208	8	3/8	7/16
985010	985410	985210	10	1/2	9/16
985012	985412	985212	12	3/4	11/16
985016	985416	985216	16	3/4	7/8
985017	985417	985217	16	1"	7/8




Assembly with Hose Finishers

O-RING BOSS FITTINGS WITH VITON O-RING

All XRP O-ring boss hose ends are designed with contoured entrances for improved flow. We offer ORB fittings for use with both our Stainless Steel Braided CPE Hose and our HS-79 Ultra Flexible Teflon Hose. Some ORB fittings are available with full swivel capability for the ultimate in adjustability. Easy to install, these versatile fittings work for a variety of applications. Available in wide selection of sizes and bends.

FULL SWIVEL BENT TUBE TO O-RING BOSS FOR USE WITH BRAIDED STAINLESS STEEL CPE HOSE




SIZE	BEND	PART NO.
10	30°	2030100RB
12	30°	2030120RB
10	45°	2045100RB
12	45°	2045120RB
10	60°	2060100RB
12	60°	2060120RB
10	90°	2090100RB
12	90°	2090120RB
10	120°	2120100RB
12	120°	2120120RB
10	150°	2150100RB
12	150°	2150120RB
10	180°	2180100RB
12	180°	2180120RB

FULL SWIVEL BENT TUBE TO O-RING BOSS FOR USE WITH HS-79 SMOOTH BORE TEFLON HOSE



SIZE	BEND	PART NO.
10	30°	2230100RB
12	30°	2230120RB
10	45°	2245100RB
12	45°	2245120RB
10	60°	2260100RB
12	60°	2260120RB
10	90°	2290100RB
12	90°	2290120RB
10	120°	2212100RB
12	120°	2212120RB
10	150°	2215100RB
12	150°	2215120RB
10	180°	2218100RB
12	180°	2218120RB

FULL SWIVEL MALE FLARE TO O-RING BOSS FITTINGS



SIZE	45°	90°	45°	90°
	FORGED	FORGED	BENT TUBE	BENT TUBE
6	964506	969006	954506	959006
8	964508	969008	954508	959008
10	964510	969010	954510	959010
12	964512	969012	954512	959012
16	964516	969016	954516	959016


FULL SWIVEL FEMALE FLARE TO O-RING BOSS



SIZE	45° FORGED	90° FORGED
6	974506	979006
8	974508	979008
10	974510	979010
12	974512	979012
16	974516	979016

O-RING BOSS FITTINGS CONTINUED

EXCLUSIVELY FROM XRP...this ultra low profile design is sheer genius for any application with limited chassis to engine clearance. Shown here on an oil pan, these ORB fittings have contoured entrances for improved flow characteristics and high volume delivery. Great for dry sump applications, it also eliminates the need for banjo fittings which can restrict flow. Use with any popular race hose with 37° seats.



ULTRA LOW PROFILE O-RING BOSS FITTING*



PART NO.	MALE	AN
	AN FLARE	PORT ORB
989104	4	4
989106	6	6
989108	8	8
989110	10	10
989112	12	12
989116	16	16

* Includes Viton O-Ring

NON-SWIVEL MALE FLARE TO O-RING BOSS*



STRAIGHT

STRAIGHT	45°	90°	MALE AN FLARE	AN PORT ORB
980003	984503	989003	3	3
980004	984504	989004	4	4
980064	984564	989064	6	4
980065	984565	989065	6	5
980006	984506	989006	6	6
980068	984568	989068	6	8
980061	---	---	6	10
980086	984586	989086	8	6
980008	984508	989008	8	8
980081	984581	989081	8	10
980009	984509	989009	10	8
980010	984510	989010	10	10
980011	984511	989011	10	12
980013	984513	989013	12	10
980012	984512	989012	12	12
980014	984514	989014	16	12
980015	984515	989015	12	16
980016	984516	989016	16	16
980018	984518	989018	16	20
980020	984520	989020	20	20

*Includes Viton O-Ring

Please specify if O-ring of other material is necessary for application.

DRY SUMP ACCESSORIES

XRP has a variety of fittings, adapters and hoses to suit the needs of modern dry sump systems with high vacuum applications. Some of the most popular are shown below. Call for additional parts and information.

EXTENDED OIL INLET MALE FLARE TO 1/2" NPT - LONG OR SHORT



LONG STEEL ALUMINUM

10	488810 (4.4")	988810 (4.4")
12	488812 (4.5")	988812 (4.5")

SHORT STEEL ALUMINUM

10	488910 (3.1")	988910 (3.1")
12	488912 (3.2")	988912 (3.2")

DRY SUMP IN-LINE SCAVENGE FILTER

This in-line coarse screen filter helps protect your valuable dry sump pump.



PART NO. DESCRIPTION

704108	-8 FILTER
704110	-10 FILTER
704112	-12 FILTER
704100	REPLACEMENT FILTER

OIL GALLEY MANIFOLD MALE FLARE WITH 1/8" FEMALE NPT'S*



STEEL ALUMINUM

10	487810 (4.4")	987810 (4.4")
12	487812 (4.5")	987812 (4.5")

*Take off for valve cover spray bars.

SPECIAL AN MALE TO PIPE ADAPTERS - STEEL AND ALUMINUM

988911



488911



981678



981687



488913



PART NO. DESCRIPTION

488911	STEEL	-10 TO 3/8 MALE NPT EXT. (3.1")
488913	STEEL	-12 TO 3/8 MALE NPT EXT. (3.2")
988911	ALUMINUM	-10 TO 3/8 MALE NPT EXT. (3.1")
981687	ALUMINUM	-8 TO 1/4" MALE NPT EXT. (2.1")
981678	ALUMINUM	-8 TO 3/8" MALE NPT EXT. (3.0")

FLAT WOUND INTERNAL SUPPORT COIL

Available in several popular sizes, our Flat Wound Internal Support Coil can be used with Stainless Steel CPE Hose or our Push-On Hose. It provides extra support for the most demanding high vacuum applications. Excellent for modern dry sump systems. Support Coil is sold by the foot. Please specify length when ordering.



PART NO. SIZE DESCRIPTION

310008	8 ss	.44" O.D.
310010	10 ss	.60" O.D.
310012	12 ss	.73" O.D.
310014	12 HS-79	.875" O.D.
310016	16 ss	.94" O.D.
310020	-16 HS-79 or -20 ss	1.190" O.D.

DRY SUMP BANJO FITTINGS

Available in size 12 only. Low Profile.

Oil Pan Banjo Cap



PART NO. 711912

ORB Oil Pan Banjo Adapter



PART NO. 712012

SHOWN IN OIL PAN PHOTO ON PAGE 33

Oil Pan Banjo for HS-79 Non-Swivel



PART NO. 712212

Oil Pan Banjo for HS-79 Swivel



PART NO. 712312

Oil Pan Banjo for Stainless Hose Swivel



PART NO. 712112

OUR NEW IN-LINE RACING OIL FILTER... ADVANCED DESIGN...AEROSPACE QUALITY!

Working in conjunction with prominent NASCAR crew chiefs, XRP proudly introduces an in-line oil filter with some significant design features to give you better oil delivery on race day, or every day:

- ◆ **Modular construction** provides a filter that is ◆ **available with either AN ends or ends that work with our clamshell quick disconnect couplings**
- ◆ **with or without accessory port on inlet.** ◆ **Pleated stainless steel filter** provides excellent filtration without restriction and a
- ◆ **choice of 45, 60, 75 or 100 micron screens**
- ◆ **with or without relief valve for failsafe oil delivery.**



This new oil filter reflects XRP engineering and manufacturing in every aspect.

- ◆ **Flexible design.** ◆ **Ease of installation and cleaning.**
- ◆ **True aerospace-quality fluid delivery.** ◆ **Weight-saving materials**
- ◆ **High flow capacity.** ◆ **High pressure and temperature ratings (to 400° F)**
- ◆ **Compatibility with either stainless steel braided CPE hose or HS-79 Ultra-Lite Flexible Smooth-bore Teflon® hose AND clamshell-style quick disconnect couplings.**

SCREEN ELEMENTS AND END FITTINGS

Pleated stainless steel element, available with anti-seize relief valve with 15 psi pressure differential, to ensure oil flow in case filter clogs.



-10 Female
Accessory Port
On Inlet Side.
AN Adapter or
Temperature
Probe
Screws in Here



Designed specifically for use with our clamshell style quick disconnect couplings.

-10 Female
Accessory Port
On Inlet Side.
AN Adapter or
Temperature
Probe
Screws in Here



Viton O-Rings included.

SIZES	45 MICRON SCREEN	60 MICRON SCREEN	75 MICRON SCREEN	100 MICRON SCREEN
8 thru 16	713045	713060	713075	713100
8 thru 16 relief valve	713045RV	713060RV	713075RV	713100RV
20	714045	714060	714075	714100
20 relief valve	714045RV	714060RV	714075RV	714100RV

Replacement filter body fits sizes 8 through 20 - Part No. 713000

SIZE	AN INLET FITTING	AN INLET FITTING W/ ACCRY PORT	AN OUTLET FITTING	HC INLET FITTING	HC INLET FITTING W/ ACCRY PORT	HC OUTLET FITTING
	8	713108AN	713108ANAP	713208AN	713108HC	713108HCAP
10	713110AN	713110ANAP	713210AN	713110HC	713110HCAP	713210HC
12	713112AN	713112ANAP	713212AN	713112HC	713112HCAP	713212HC
16	713116AN	713116ANAP	713216AN	713116HC	713116HCAP	713216HC
20	713120AN	713120ANAP	713220AN	713120HC	713120HCAP	713220HC

HOW TO ORDER

The large assembly shown here is a part number **7116HCAP**. It **DOES NOT INCLUDE THE SCREENING ELEMENT**, which must be ordered separately. The inline filter shown is used with HS-79 hose, clamshell quick disconnect couplings and a cap.

Here is what the part number means broken down:

71 **16** **HC** **AP**
 series size end type with bypass

For a size 12 with AN ends and no accessory port the part number is:

71 **12** **AN**
 series size end type



Does not include filtering element.
 Order from page 35.



SIZE	PART NO.	FILTER WITH AN ENDS
8	7108AN	in-line oil filter - AN inlet & outlet
10	7110AN	in-line oil filter - AN inlet & outlet
12	7112AN	in-line oil filter - AN inlet & outlet
16	7116AN	in-line oil filter - AN inlet & outlet
20	7120AN	in-line oil filter - AN inlet & outlet

Does not include filtering element.
 Order from page 35.



SIZE	PART NO.	FILTER WITH AN ENDS + ACCESSORY PORT
8	7108ANAP	in-line oil filter - AN inlet & outlet w/ accessory port
10	7110ANAP	in-line oil filter - AN inlet & outlet w/ accessory port
12	7112ANAP	in-line oil filter - AN inlet & outlet w/ accessory port
16	7116ANAP	in-line oil filter - AN inlet & outlet w/ accessory port
20	7120ANAP	in-line oil filter - AN inlet & outlet w/ accessory port

Does not include filtering element.
 Order from page 35.



SIZE	PART NO.	FILTER W/ CLAMSHELL QUICK DISCONNECT ENDS
8	7108HC	in-line oil filter - quick disconnect inlet & outlet
10	7110HC	in-line oil filter - quick disconnect inlet & outlet
12	7112HC	in-line oil filter - quick disconnect inlet & outlet
16	7116HC	in-line oil filter - quick disconnect inlet & outlet
20	7120HC	in-line oil filter - quick disconnect inlet & outlet

AN adapter or
 temperature probe
 screws in here.

Does not include filtering element.
 Order from page 35.



SIZE	PART NO.	FILTER W/ CLAMSHELL ENDS + ACCESSORY PORT
8	7108HCAP	in-line oil filter - HC inlet & outlet w/ accessory port
10	7110HCAP	in-line oil filter - HC inlet & outlet w/ accessory port
12	7112HCAP	in-line oil filter - HC inlet & outlet w/ accessory port
16	7116HCAP	in-line oil filter - HC inlet & outlet w/ accessory port
20	7120HCAP	in-line oil filter - HC inlet & outlet w/ accessory port



Replacement
 Filter Body
 fits all sizes
 8 through 20.

SIZE	PART NO.	DESCRIPTION
8 through 20	713000	Replacement filter body outlet

All filters with part numbers that end in HC are compatible with our clamshell style quick disconnect couplings.

Check pages 18-24 for clamshell part numbers.

SPECIAL 37° JIC ADAPTERS & FITTINGS

FEMALE TO FEMALE FLARE SWIVEL



PART NO.	THREAD SIZE
900133	3 (Steel)
900144	4 (Steel)
900104	4 (Alum)
900106	6
900108	8
900184	8 to 4
900186	8 to 6
900110	10
900112	12
900116	16

FEMALE SWIVEL COUPLINGS- 45°



SIZE	45° TUBE	45° FORGED
3 (Steel)	-	924633
4 (Steel)	924544	924644
3 (Alum)	-	924603
4	924504	924604
6	924506	924606
8	924508	924608
10	924510	924610
12	924512	924612

FEMALE SWIVEL COUPLINGS- 90°




SIZE	90° TUBE	90° FORGED
3 (Steel)	-	929133
4 (Steel)	929044	929144
3 (Alum)	-	929103
4	929004	929104
6	929006	929106
8	929008	929108
10	929010	929110
12	929012	929112

ALUMINUM ELBOW MALE PIPE ADAPTERS



PART NO.	DESCRIPTION
982296	3/8" MALE NPT 90° ELBOW
982298	1/2" MALE NPT 90° ELBOW
982396	3/8" MALE NPT 45° ELBOW
982398	1/2" MALE NPT 45° ELBOW

GAUGE ADAPTERS-STEEL




PART NO.	DESCRIPTION	SIZE
705003	STRT TO 1/8 FEM. NPT	3
705004	STRT TO 1/8 FEM. NPT	4
705034	STRT TO 1/4 FEM. NPT	3
705093	90 TO 1/8 FEM. NPT	3
705090	90 TO 1/8 FEM. NPT	4
705200	STRT TO 1/4 FEM. NPT	4
705290	90 TO 1/4 FEM. NPT	4

GAUGE ADAPTERS - ALUMINUM



PART NO.	DESCRIPTION
795003	-3 MALE JIC TO 1/8 NPT GAUGE FTG
795004	-4 MALE JIC TO 1/8 NPT GAUGE FTG

ALUMINUM STEPPED MALE TEES



PART NO. *	END 1	END 2	END 3
824668	-6 MALE	-6 MALE	-8 MALE
824688	-6 MALE	-8 MALE	-8 MALE
824886	-8 MALE	-8 MALE	-6 MALE
824686	-6 MALE	-8 MALE	-6 MALE

* Other sizes are available. Call for information.

SPECIAL 37° JIC ADAPTERS & FITTINGS

TEE MALE FLARE TO FEMALE SWIVEL ON SIDE




PART NO.	THREAD SIZE
900233	3 (Steel)
900203	3 (Alum)
900204	4
900206	6
900208	8
900210	10
900212	12
900216	16

FEMALE FLARE TO FEMALE SWIVEL ON RUN



PART NO.	THREAD SIZE
900333	3 (Steel)
900303	3 (Alum)
900304	4
900306	6
900308	8
900310	10
900312	12
900316	16

45° FEMALE SWIVEL TO MALE FLARES



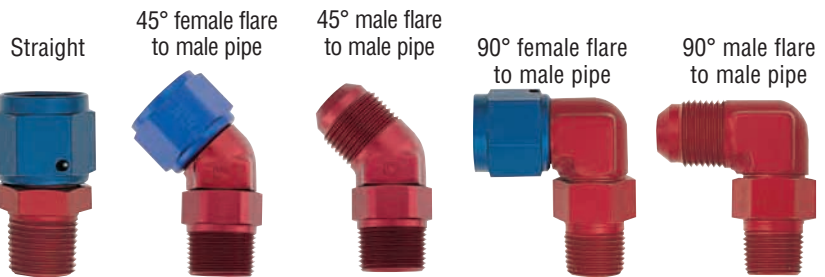
SIZE	45° TUBE	45° FORGED
3 (Steel)	-	900433
4 (Steel)	-	900444
3 (Alum)	-	900403
4	920404	900404
6	920406	900406
8	920408	900408
10	920410	900410
12	920412	900412
16	920416	900416

90° FEMALE SWIVEL TO MALE FLARES



AN SIZE	90° TUBE	90° FORGED
3 (Steel)	-	900533
4 (Steel)	-	900544
3 (Alum)	-	900503
4	920504	900504
6	920506	900506
8	920508	900508
10	920510	900510
12	920512	900512
16	920516	900516


SWIVEL PIPE ADAPTERS STEEL AND ALUMINUM



STRAIGHT FEM. FLARE TO PIPE	45° FEMALE FLARE TO PIPE	45° MALE FLARE TO PIPE	90° FEMALE FLARE TO PIPE	90° MALE FLARE TO PIPE	AN SIZE	NPT SIZE
900631 (Steel)	910731 (Steel)	910831 (Steel)	900731 (Steel)	900831 (Steel)	3	1/8
900603	910703	910803	900703	900803	3	1/8
900641 (Steel)	910741 (Steel)	910841 (Steel)	900741 (Steel)	900841 (Steel)	4	1/8
900604	910704	910804	900704	900804	4	1/8
900644	910744	910844	900744	900844	4	1/4
900606	910706	910806	900706	900806	6	1/4
900662	910762	910862	900762	900862	6	1/8
900666	910766	910866	900766	900866	6	3/8
900667	910767	910867	900767	900867	8	1/4
900608	910708	910808	900708	900808	8	3/8
900688	910788	910888	900788	900888	8	1/2
900610	910710	910810	900710	900810	10	1/2
900611	910711	910811	900711	900811	10	3/8
900612	910712	910812	900712	900812	12	3/4
900614	910714	910814	900714	900814	12	1/2

CARBURETOR ADAPTERS & FITTINGS


SINGLE FEED HOLLEY, DEMON, CARTER, WEBER AND SOLEX



PART NO.	CARB THREAD	SIZE
700006	9/16-24 Holley/Demon	6
700008	9/16-24 Holley <i>only</i> *	8
700000	Replacement crush washer for all 9/16-24 adapters	
700306	5/8-20 Carter/Edelbrock	6
700300	Replacement crush washer for all 5/8-20 adapters	
700903	M12 X 1.25 Solex	6
700905	M10 X 1.0 Solex	6
700906	M12 X 1.5 Weber	6
890144	Replacement crush washer for all M12 adapters	

*Will not clear Demon fuel bowl.

DUAL FEED HOLLEY AND DEMON



PART NO.	CARB THREAD	SIZE
700106	7/8-20 Holley	6
700108	7/8-20 Holley	8 STANDARD
700128	7/8-20 Holley	8 SHORT
700118	7/8-20 Holley	8 X-SHORT
700130	7/8-20 Holley	Hex Plug
700100	Replacement crush washer for all 7/8-20 adapters	
700016	9/16-24 Holley/Demon	6 EXTENDED
700018	9/16-24 Holley/Demon	8 EXTENDED
700132	9/16-24 Holley/Demon	Hex Plug
700000	Replacement crush washer for all 9/16-24 adapters	

DUAL FEED HOLLEY WITH REMOVABLE FILTERS

*Low Profile
1/4" 12-point
head



CUT AWAY
DETAIL OF THE
FILTER



PART NO.	CARB THREAD	SIZE
700107	7/8-20	6 Male
700109	7/8-20	8 Male
720007	7/8-20	6 Female
720009	7/8-20	8 Female
790000*	Float Bowl Screw for Dual Feed Holley w/removable filters	

*Low profile 12-point float bowl screw solves clearance problems with above filters.

FEMALE SWIVEL EXTENDED DUAL FEED HOLLEY AND DEMON




PART NO.	CARB THREAD	SIZE
720006	7/8-20 Holley	6
720008	7/8-20 Holley	8
720010	7/8-20 Holley	10
720106	9/16-24 Holley/Demon	6
720108	9/16-24 Holley/Demon	8
720116	3/4-16 Braswell/QFT	6
720118	3/4-16 Braswell/QFT	8
700100	Replacement crush washer for all 7/8-20 adapters	
700000	Replacement crush washer for all 9/16-24 adapters	

QFT= Quick Fuel Technology.

NOTE: ALL XRP CARBURETOR FITTINGS SHOWN ON THIS PAGE INCLUDE CRUSH WASHER.

CARBURETOR ADAPTERS & FITTINGS

ALUMINUM FUEL PUMP FITTINGS



PART NO.	PUMP THREAD	SIZE
702006	1/2-20 INV FLR	6
702106	*5/8-18 INV FLR	6
702108	*5/8-18 INV FLR	8
981666	3/8 NPT	6
981608	3/8 NPT	8
981611	3/8 NPT	10


*MAY ALSO BE USED WITH CRUSH WASHER ON CARTER SUPER PUMPS #M60968 & #M60969

SINGLE AND DOUBLE BANJO HOSE ENDS



SINGLE	DOUBLE	DESCRIPTION
711225	721225	M12 X 1.25
711250	721250	M12 X 1.5
710024	720024	9/16-24
710020	720020	1/2-20

FLARE TEES & 90° UNIONS WITH 1/8" FEMALE NPT PORT




SIZE	MALE TEE	90°
6	782406	782106
8	782408	782108
10	782410	782110

CARB KIT HOSE ENDS



SIZE	PART NO.	DESCRIPTION
6	709106	-6 HOSE TO MALE 90°
8	709108	-8 HOSE TO MALE 90°
6	709306	-6 HOSE TO MALE TEE ON RUN
8	709308	-8 HOSE TO MALE TEE ON RUN
6	709506	-6 HOSE TO MALE TEE W/1/8 NPT ON RUN
8	709508	-8 HOSE TO MALE TEE W/1/8 NPT ON RUN
6	709346	-6 HOSE TO TEE WITH -4 RETURN
8	709348	-8 HOSE TO TEE WITH -4 RETURN
8	709318	-8 MALE TEE TO HOSE ON BRANCH (not shown)
8	709518	MALE TEE TO HOSE ON BRANCH W/ 1/8" NPT

FUEL PRESSURE TAKE-OFF ADAPTERS WITH 1/8" FEMALE NPT PORT



PART NO.	DESCRIPTION
700192	-6 MALE TO -6 MALE
700193	-6 MALE TO 1/4" MALE NPT
700194	-6 MALE TO 3/8" MALE NPT
700195	-6 MALE TO -6 FEMALE SWIVEL
700196	-8 MALE TO -8 MALE
700202	-10 MALE TO -10 FEMALE SWIVEL
700210	-10 MALE TO 1/2 MALE NPT
700201	-10 MALE TO -10 MALE
700211	-10 MALE TO 3/8 MALE NPT
700197	-8 MALE TO 1/4" MALE NPT
700198	-8 MALE TO 3/8" MALE NPT
700199	-8 MALE TO -8 FEMALE SWIVEL
782144*	-4 MALE AN TO -4 FEMALE SWIVEL 90°

*EXCELLENT FOR FUEL AND OIL GAUGES WHERE A PRESSURE SENDING UNIT NEEDS TO BE ADDED.

DOUBLE SWIVEL HOSE ENDS FOR METRIC CARBURETOR KITS



SIZE	PART NO.	DESCRIPTION
6	289125	M12 X 1.25 SOLEX
6	289150	M12 X 1.50 WEBER


BUMP TUBE ADAPTERS - ALUMINUM AND STEEL



PART NO. ALUMINUM	THREAD W/O-RING	SIZE	PART NO. STEEL
791415	M14 x 1.5	6	491415
791615	M16 x 1.5	6	491615
791815	M18 x 1.5	6	491815

CARBURETOR KITS - HOLLEY


SWEPT TUBE FUEL LINE KITS FOR DUAL FEED HOLLEYS



PART NO. DESCRIPTION

730008	SWEPT TUBE KIT WITH FEMALE -8 AN INLET TAPPED WITH 1/8" NPT FOR FUEL PRESSURE GAUGE TAKEOFF
734508	SAME AS ABOVE TO FIT 4500 MODELS ONLY - DOMINATORS
730388	SWEPT TUBE KIT WITH FEMALE 3/8 NPT INLET TAPPED WITH 1/8" NPT FOR FUEL PRESSURE GAUGE TAKEOFF
734588	SAME AS ABOVE TO FIT 4500 MODELS ONLY - DOMINATORS
733008	SAME AS 730008 TO FIT 3310 MODEL WITH VACUUM SECONDARIES
733308	SAME AS 730388 TO FIT 3310 MODEL WITH VACUUM SECONDARIES

COMPETITION STYLE FORGED FUEL LINE KITS FOR DUAL FEED HOLLEYS



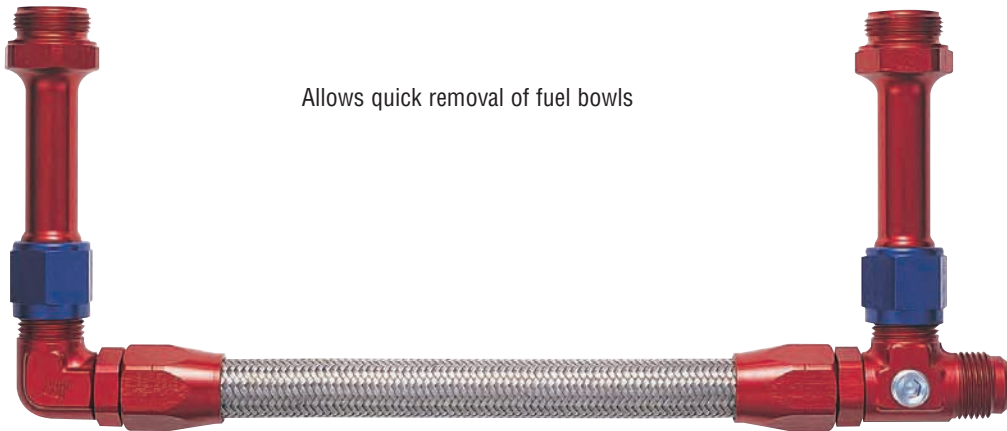
PART NO. DESCRIPTION

731046	COMPETITION STYLE FORGED KIT W/MALE -6 AN INLET AND MALE -4 RETURN FOR FUEL PRESSURE GAUGE
731047	SAME AS 731046 BUT WITH DUAL FILTERED INLET LEGS (SEE PAGE 37)
745146	SAME AS 731046 TO FIT 4500 MODEL ONLY - DOMINATORS
745147	SAME AS 745146 DOMINATORS BUT WITH DUAL FILTERED INLET LEGS (SEE PAGE 37)
731048	COMPETITION STYLE FORGED KIT W/MALE -8 AN INLET AND MALE -4 RETURN FOR FUEL PRESSURE GAUGE
731049	SAME AS 731048 BUT WITH DUAL FILTERED INLET LEGS (SEE PAGE 37)
745188	SAME AS 731048 TO FIT 4500 MODELS ONLY - DOMINATORS
745189	SAME AS 745188 DOMINATORS BUT WITH DUAL FILTERED INLET LEGS (SEE PAGE 37)
731148	BOTTOM FEED FORGED KIT WITH MALE -8 AN INLET & MALE -4 RETURN FOR FUEL PRESSURE GAUGE
731149	SAME AS 731148 BUT WITH DUAL FILTERED INLET LEGS (SEE PAGE 37)
745148	SAME AS 731148 BOTTOM FEED TO FIT 4500 MODELS ONLY - DOMINATORS

CARBURETOR KITS - HOLLEY

FORGED FUEL LINE KTS FOR DUAL FEED HOLLEYS

For Air Cleaner Restrictions




Allows quick removal of fuel bowls

Bottom Feed
Optional

PART NO. DESCRIPTION

731006	COMPETITION STYLE FORGED KIT W/MALE -6 AN INLET TAPPED W/1/8" NPT FOR FUEL PRESSURE GAUGE TAKEOFF
731017	SAME AS 731006 BUT WITH DUAL FILTERED INLET LEGS (SEE PAGE 37)
745106	SAME AS 731006 TO FIT 4500 MODELS ONLY - DOMINATORS
745116	SAME AS 745106 DOMINATOR BUT WITH DUAL FILTERED INLET LEGS (SEE PAGE 37)
731008	COMPETITION STYLE FORGED KIT W/MALE -8 AN INLET TAPPED W/1/8" NPT FOR FUEL PRESSURE GAUGE TAKEOFF
731018	SAME AS 731008 BUT WITH DUAL FILTERED INLET LEGS (SEE PAGE 37)
745108	SAME AS 731008 TO FIT 4500 MODELS ONLY - DOMINATORS
745118	SAME AS 745108 DOMINATOR BUT WITH DUAL FILTERED INLET LEGS (SEE PAGE 37)
731108	BOTTOM FEED FORGED KIT WITH MALE -8 AN INLET TAPPED WITH 1/8" NPT FOR FUEL PRESSURE GAUGE TAKEOFF
731118	SAME AS 731108 BUT WITH DUAL FILTERED INLET LEGS (SEE PAGE 37)
731010	COMPETITION STYLE FORGED KIT W/MALE -10 AN INLET TAPPED W/1/8" NPT FOR FUEL PRESSURE GAUGE TAKEOFF
745110	SAME AS 731010 TO FIT 4500 MODELS ONLY - DOMINATORS
733106	SAME AS 731006 TO FIT 3310 MODEL WITH VACUUM SECONDARIES
733108	SAME AS 731008 TO FIT 3310 MODEL WITH VACUUM SECONDARIES

DRAG COMPETITION FORGED FUEL LINE KITS



Gauge sold
separately
on page 43.

PART NO. DESCRIPTION


731056	DRAG COMPETITION FORGED KIT W/MALE -6 AN INLET WITH 1/8" FEM. NPT FOR REAR MOUNT GAUGE
731066	SAME AS 731056 BUT WITH DUAL FILTERED INLET LEGS (SEE PAGE 37)
745156	SAME AS 731056 TO FIT 4500 MODEL ONLY - DOMINATORS
745166	SAME AS 745156 DOMINATOR BUT WITH DUAL FILTERED INLET LEGS (SEE PAGE 37)
731058	DRAG COMPETITION FORGED KIT W/MALE -8 AN INLET WITH 1/8" FEM. NPT FOR REAR MOUNT GAUGE
731068	SAME AS 731058 BUT WITH DUAL FILTERED INLET LEGS (SEE PAGE 37)
745168	SAME AS 731058 TO FIT 4500 MODEL ONLY - DOMINATORS
745178	SAME AS 745168 DOMINATOR BUT WITH DUAL FILTERED INLET LEGS (SEE PAGE 37)

ALL CARB KITS INCLUDE CRUSH WASHERS.

CARBURETOR KITS - DEMON, BRASWELL & QFT

In addition to our existing line of kits and components for Holley carbs, XRP now offers a selection of pre-assembled carburetor kits and adapter fittings for popular Demon, Braswell and Quick Fuel Technology (QFT) carburetors. Choose from either competition-style forged and swept-tube kits.


SWEPT TUBE STYLE FUEL LINE KITS FOR DEMON, BRASWELL AND QFT



PART NO. DESCRIPTION

710008	SWEPT TUBE KIT WITH FEMALE -8 AN INLET TAPPED WITH 1/8" NPT FOR FUEL PRESSURE GAUGE TAKEOFF - DEMON
724508	SAME AS 710008 TO FIT KING DEMON MODELS ONLY
710388	SWEPT TUBE KIT WITH FEMALE 3/8 NPT INLET TAPPED WITH 1/8" NPT FOR FUEL PRESSURE GAUGE TAKEOFF- DEMON
714588	SAME AS 710388 TO FIT KING DEMON MODELS ONLY
790008	SWEPT TUBE KIT WITH FEMALE -8 AN INLET TAPPED WITH 1/8" NPT FOR FUEL PRESSURE GAUGE TAKEOFF - BRASWELL/QFT
790388	SWEPT TUBE KIT WITH FEMALE 3/8 NPT INLET TAPPED WITH 1/8" NPT FOR FUEL PRESSURE GAUGE TAKEOFF- BRASWELL/QFT

COMPETITION STYLE FORGED FUEL LINE KITS FOR DEMON, BRASWELL AND QFT



PART NO. DESCRIPTION

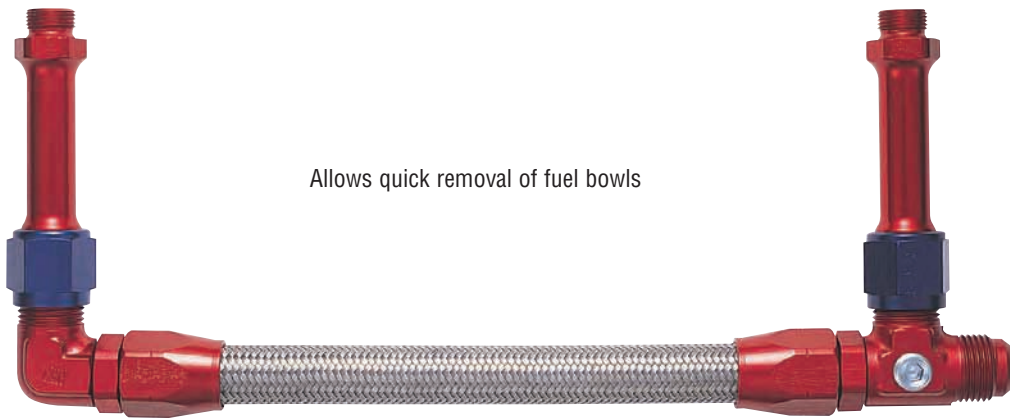
711046	COMPETITION STYLE FORGED KIT W/MALE -6 AN INLET AND MALE -4 RETURN FOR FUEL PRESSURE GAUGE - DEMON
724546	SAME AS 711046 TO FIT KING DEMON MODELS ONLY
711048	COMPETITION STYLE FORGED KIT W/MALE -8 AN INLET AND MALE -4 RETURN FOR FUEL PRESSURE GAUGE - DEMON
724588	SAME AS 711048 TO FIT KING DEMON MODELS ONLY
711148	BOTTOM FEED FORGED KIT WITH MALE -8 AN INLET & MALE -4 RETURN FOR FUEL PRESSURE GAUGE - DEMON
791046	COMPETITION STYLE FORGED KIT W/MALE -6 AN INLET AND MALE -4 RETURN FOR FUEL PRESSURE GAUGE - BRASWELL/QFT
791048	COMPETITION STYLE FORGED KIT W/MALE -8 AN INLET AND MALE -4 RETURN FOR FUEL PRESSURE GAUGE - BRASWELL/QFT

ALL CARB KITS INCLUDE CRUSH WASHERS.

CARBURETOR KITS - DEMON, BRASWELL & QFT

FORGED FUEL LINE KITS FOR DUAL FEED DEMON BRASWELL AND QFT

For Air Cleaner Restrictions



PART NO. DESCRIPTION

711006	COMPETITION STYLE FORGED KIT W/MALE -6 AN INLET TAPPED W/1/8" NPT FOR FUEL PRESSURE GAUGE TAKEOFF - DEMON
714506	SAME AS 711006 TO FIT KING DEMON MODELS ONLY
711008	COMPETITION STYLE FORGED KIT W/MALE -8 AN INLET TAPPED W/1/8" NPT FOR FUEL PRESSURE GAUGE TAKEOFF- DEMON
714508	SAME AS 711008 TO FIT KING DEMON MODELS ONLY
791006	COMPETITION STYLE FORGED KIT W/MALE -6 AN INLET TAPPED W/1/8" NPT FOR FUEL PRESSURE GAUGE TAKEOFF - BRASWELL/QFT
791008	COMPETITION STYLE FORGED KIT W/MALE -8 AN INLET TAPPED W/1/8" NPT FOR FUEL PRESSURE GAUGE TAKEOFF- BRASWELL/QFT

DRAG COMPETITION FORGED FUEL LINE KITS FOR DEMON, BRASWELL AND QFT

Gauge sold separately.
See page 43.



PART NO. DESCRIPTION


711056	DRAG COMPETITION FORGED KIT W/MALE -6 AN INLET WITH 1/8" FEM. NPT FOR REAR MOUNT GAUGE- DEMON
714556	SAME AS 711056 TO FIT KING DEMON MODELS ONLY
711058	DRAG COMPETITION FORGED KIT W/MALE -8 AN INLET WITH 1/8" FEM. NPT FOR REAR MOUNT GAUGE- DEMON
714558	SAME AS 711058 TO FIT KING DEMON MODELS ONLY
791056	DRAG COMPETITION FORGED KIT W/MALE -6 AN INLET WITH 1/8" FEM. NPT FOR REAR MOUNT GAUGE- BRASWELL/QFT
791058	DRAG COMPETITION FORGED KIT W/MALE -8 AN INLET WITH 1/8" FEM. NPT FOR REAR MOUNT GAUGE- BRASWELL/QFT

ALL CARB KITS INCLUDE CRUSH WASHERS.

REUSABLE STEEL HOSE ENDS FOR BRAKE, CLUTCH & INSTRUMENT LINES

XRP offers the best in Teflon® stainless wire braided hose, reusable hose ends and hose assemblies. XRP Teflon® hose is used for brake and clutch lines, power steering, instrument lines and other types of applications where maximum high pressure protection is a must. FOR OFF ROAD BRAKE LINE USE ONLY.


STRAIGHT



ALUMINUM	STEEL	STAINLESS	SIZE
-	-	650002	2
-	-	650023	2-3*
690003	600003	650003	3
690004	600004	650004	4
690006	600006	650006	6

*-2 Hose to -3 Female JIC.

45° BENT TUBE



ALUMINUM	STEEL	STAINLESS	SIZE
694503	604503	654503	3
694504	604504	654504	4
694506	604506	654506	6

90° BENT TUBE



ALUMINUM	STEEL	STAINLESS	SIZE
699003	609003	659003	3
699004	609004	659004	4
699006	609006	659006	6

120° BENT TUBE



ALUMINUM	STEEL	STAINLESS	SIZE
-	601203	-	3
-	601204	-	4

150° BENT TUBE




ALUMINUM	STEEL	STAINLESS	SIZE
-	601503	-	3
-	601504	-	4

180° BENT TUBE



ALUMINUM	STEEL	STAINLESS	SIZE
-	601803	-	3
-	601804	-	4


45° FORGED



ALUMINUM	STEEL	STAINLESS	SIZE
-	604602	654602	2
-	604623	654623	2-3*
694603	604603	654603	3
694604	604604	654604	4
694606	604606	654606	6

*-2 Hose to -3 Female JIC.

90° FORGED



ALUMINUM	STEEL	STAINLESS	SIZE
-	609102	659102	2
-	609123	659123	2-3*
699103	609103	659103	3
699104	609104	659104	4
699106	609106	659106	6

*-2 Hose to -3 Female JIC.

TEFLON HOSE IN CUSTOM COLORS



TEFLON HOSE - STAINLESS WIRE BRAIDED

Designed specifically for racing vehicles, our stainless braid protected Teflon® extruded brake hose can be used for improved brake pedal feel and better brake modulation. Resists expansion under high pressure and temps. Also recommended for pressure gauge lines, shock lines, clutch lines, fire extinguisher systems and other types of applications where high pressure protection is a must. **FOR OFF ROAD BRAKE LINE USE ONLY.**



SIZE	HOSE I.D. (IN.)	BULK HOSE* (Specify Length)	CUT TO EXACT LENGTH AND PRE-PACKAGED IN RETAIL BOX **SEE NOTE BELOW				
			3 FT.	6 FT.	10 FT.	15 FT.	20 FT.
2	.080	610002	610302	610602	611002	611502	612002
3	.125	610003	610303	610603	611003	611503	612003
4*	.1875	610004	610304	610604	611004	611504	612004
6*	.3125	610006	610306	610606	611006	611506	612006

*-4 and -6 are conductive lined to prevent static discharge.

TECHNICAL SPECIFICATIONS - Temperature Range: -100° F to +450° F

SIZE	HOSE I.D. INCHES	HOSE O.D. INCHES	MAX OPERATING PRESSURE (PSI)	BURST PRESSURE (PSI)	WEIGHT FT/LBS
2	0.080	0.197	3000	12000	0.03
3	0.125	0.254	3000	12000	0.04
4	0.1875	0.301	3000	12000	0.05
6	0.3125	0.439	2500	7500	0.09

BRAKE LINE ASSEMBLIES

These assemblies are done with crimped and swaged ends and are stocked in the lengths listed below. Custom lengths and Kevlar®/Teflon® assemblies available. Assemblies with 45° ends also available. Call for information and prices. Teflon® and Kevlar® are registered trademarks of DuPont. **FOR OFF ROAD BRAKE LINE USE ONLY.** Assemblies are available in any length.



LENGTH	90° TO STRAIGHT		STRAIGHT TO STRAIGHT	
	3 TO 3	4 TO 4	3 TO 3	4 TO 4
9"	639009	649009	630009	640009
12"	639012	649012	630012	640012
15"	639015	649015	630015	640015
18"	639018	649018	630018	640018
21"	639021	649021	630021	640021
24"	639024	649024	630024	640024
27"	639027	649027	630027	640027
30"	639030	649030	630030	640030
33"	639033	649033	630033	640033
36"	639036	649036	630036	640036
39"	639039	649039	630039	640039
42"	639042	649042	630042	640042
45"	639045	649045	630045	640045
50"	639050	649050	630050	640050
53"	639053	649053	630053	640053

OIL LINE ASSEMBLIES FOR MOTORCYCLES

Specify any length desired for these -6 Teflon oil lines with 1/8" male npt swivel end fittings. 1/8" male NPT swivel end fittings may be attached to both ends, if desired.



• Bulk hose lengths may be slightly over or under length specified. See bulk hose shipping length patterns on price sheet or on page 71 of this catalog.

**NOTE: Pricing for pre-packaged hose includes an additional packaging charge.

SEE PAGE 65 FOR COMPLETE ASSEMBLY INSTRUCTIONS.

STEEL ADAPTERS FOR BRAKELINES

XRP's steel brake line fittings are subjected to the highest quality control standards to insure a trouble-free, race-ready connection. Made of high quality steel and plated to resist corrosion. All male flare adapters are JIC 37°. Some brake line fittings are also available in stainless. To order **stainless** - change the first digit of the part number from a "4" to a "5" EXAMPLE: 481603 changes to 581603. Call for pricing and availability.

804



SIZE TEE BULKHEAD
ON RUN

3	480403
4	480404

815



MALE FLARE UNION
SM HEX LRG HEX

481573	481503
481574	481504

816



FLARE TO 1/8" NPT
SHORT LONG XL

481603	481673	481683
481604	481674	481684

818



Uses
819 Sleeve

TUBE NUT

481803
481804

819




Uses
818 nut

TUBE SLEEVE

481903
481904

822



SIZE 90° FLARE TO 1/8" NPT
SHORT LONG X-LONG

3	482203	482273	482283
4	482204	482274	482284

823



45° FLARE TO
1/8" NPT PIPE

482303
482304

824



FLARED TEE

482403
482404

832



Uses
924 nut

FLARE BULKHEAD

483203
483204

833




Uses
924 nut

SIZE 90° FLARE
BULKHEAD

3	483303
4	483304

834



Uses
924 nut

FLARE BULKHEAD
TEE

483403
483404

837



Uses
924 nut

45° FLARE
BULKHEAD

483703
483704

924




SIZE BULKHEAD
NUT

3	492403	3/8-24
4	492404	7/16-20

STEEL ADAPTERS FOR BRAKELINES


FEMALE BULKHEAD TO HOSE

FOR USE WITH BULKHEAD C-CLIP BELOW.



TEFLON HOSE SIZE	DESCRIPTION	PART NO.
3	3/8" UNF-INV. FLR.	462303
3	M10 x 1.0 INV. FLR.	462313
3	M10 x 1.25 INV. FLR.	462323
3	M10 x 1.0 CONCAVE	462403

MALE FLARE SEAL ADAPTERS



CONVEX



INVERTED FLARE


SEAL THREAD	SIZE	PER PAIR
3/8-24 INVERTED FLARE	3	402703
3/8-24 INVERTED FLARE	4	402704
3/8-24 SHORT INVERTED FLARE	3	402713
3/8-24 SHORT INVERTED FLARE	4	402714
7/16-20 INVERTED FLARE	3	402903
7/16-20 INVERTED FLARE	4	402904
7/16-24 INVERTED FLARE	3	402803
7/16-24 INVERTED FLARE	4	402804
M10 X 1.0 INVERTED FLARE	3	420103
M10 X 1.0 INVERTED FLARE	4	420104
M10 X 1.0 CONVEX	3	420003
M10 X 1.0 CONVEX	4	420004
M10 X 1.25 INVERTED FLARE	3	422503
M10 X 1.25 INVERTED FLARE	4	422504
M10 X 1.25 CONVEX	3	412503
M10 X 1.25 CONVEX	4	412504

BULKHEAD C-CLIP



This handy C-clip securely affixes brake fittings to the chassis. **PART # 402601**

GM FEMALE TEE 3/8-24 INVERTED FLARE



Brass tee with 3/8-24 concave inverted flares on run, 3/8-24 straight on the branch. Use with 3/8-24 crush washer seal adapters #402733 or 402734.

PART # 441113

FEMALE TO MALE BULKHEAD ADAPTERS

FOR USE WITH BULKHEAD C-CLIP BELOW.



STANDARD



SHORT

FEMALE	MALE	PER PAIR
INVERTED FLARE 3/8-24	3	402603
INVERTED FLARE 3/8-24	4	402604
3/8-24 SHORT INVERTED FLARE	3	402503
3/8-24 SHORT INVERTED FLARE	4	402504
3/8-24 CONCAVE	3	402613
3/8-24 CONCAVE	4	402614
3/8-24 SHORT CONCAVE	3	402513
3/8-24 SHORT CONCAVE	4	402514
M10 X 1.0 INVERTED FLARE	3	410103
M10 X 1.0 INVERTED FLARE	4	410104
M10 X 1.0 CONCAVE	3	410003
M10 X 1.0 CONCAVE	4	410004
M10 X 1.25 INVERTED FLARE	3	432503
M10 X 1.25 INVERTED FLARE	4	432504
M10 X 1.25 CONCAVE	3	432513
M10 X 1.25 CONCAVE	4	432514

CRUSH WASHER SEAL ADAPTERS**




SEAL THREAD	SIZE	PER PAIR
3/8-24	3	402733
3/8-24	4	402734
7/16-20	3	402933
7/16-20	4	402934
7/16-24	3	402833
7/16-24	4	402834
M10 X 1.0	3	420133
M10 X 1.0	4	420134
M10 X 1.25	3	422533
M10 X 1.25	4	422534
M10 X 1.5	3	425033
M10 X 1.5	4	425034

**Crush washer included with these adapters.


SPECIALTY BRAKE FITTINGS - BANJOS

XRP's specialty brake and banjos are available in steel, chrome, stainless and aluminum for a variety of popular bolt sizes and with a variety of popular end fittings. Check the chart for individual listings. Ball diameters for the various Series are listed in the notes below.

STRAIGHT EXTENDED NECK



SHORT NECK



STYLE	SERIES	BOLT SIZE	END FITTING	STEEL	CHROME	STAINLESS	ALUMINUM
STRAIGHT EXTENDED NECK	1	M10 3/8" OEM HARLEY 3/8" OEM GM	-3 MALE	441133	431133		
			-4 MALE	441144			
			-2 HOSE	441102		541102	
			-3 HOSE	441103	431103	541103	941103
	1*	7/16"-24 OEM HARLEY	-3 MALE	440133	430133		
			-3 HOSE	440103	430103		
	2	7/16" OEM GM	-3 MALE	443133			
			-4 MALE	443144			
			-3 HOSE	443103			
			-4 HOSE	443104			

STYLE	SERIES	BOLT SIZE	END FITTING	STEEL	CHROME	STAINLESS	ALUMINUM
SHORT NECK	2	M10 3/8"	-3 MALE	403803			
			-4 MALE	403804		503804	
			-3 HOSE	441503		541503	941503
			-4 HOSE	441543		541543	941543
	2	7/16"	-3 MALE	403843			
			-4 MALE	403844			
			-3 HOSE	441534		541534	
			-4 HOSE	441504		541504	
	2**	M12	-3 MALE	403812		503812	
	3	M12	-4 HOSE	441512			

NOTES:

Series 1 = Ball diameter .650" (approx. 18mm) with .327 (approx. 8mm) across flats.

Harley Series 1* = Ball diameter .750" (approx. 19mm) with .327 (approx. 8mm) across flats.


Series 2 = Ball diameter .750" (approx. 19mm) with .480 (approx. 12mm) across flats.

Series 2** = Ball diameter .750" (approx. 19mm) with .415 (approx. 11mm) across flats.


Series 3 = Ball diameter .880" (approx. 23mm) with .625 (approx. 18mm) across flats.

SPECIALTY BRAKE FITTINGS - BANJOS

20°, 40°, 90° BENT EXTENDED NECK



20° SIDE BENT EXTENDED NECK




STYLE	SERIES	BOLT SIZE	END FITTING	STEEL	CHROME	STAINLESS	ALUMINUM
20° BENT EXTENDED NECK	1	M10 3/8" OEM HARLEY 3/8" OEM GM	-3 MALE	441233	431233		
			-4 MALE	441244			
			-2 HOSE	441202		541202	
			-3 HOSE	441203	431203	541203	941203
	1*	7/16"-24 OEM HARLEY	-3 MALE	440233	430233		
			-3 HOSE	440203	430203		
	2	7/16" OEM GM	-3 MALE	403003			
			-4 MALE	403004			
			-3 HOSE	443003			
			-4 HOSE	443004			

STYLE	SERIES	BOLT SIZE	END FITTING	STEEL	CHROME	STAINLESS	ALUMINUM
40° BENT EXTENDED NECK	1	M10 3/8" OEM HARLEY 3/8" OEM GM	-3 MALE	441333	431333		
			-4 MALE	441344			
			-2 HOSE	441302		541302	
			-3 HOSE	441303	431303	541303	941303
	1*	7/16"-24 OEM HARLEY	-3 MALE	448333	438333		
			-3 HOSE	448303	438303		

STYLE	SERIES	BOLT SIZE	END FITTING	STEEL	CHROME	STAINLESS	ALUMINUM
90° BENT EXTENDED NECK	1	M10 3/8" GM & HARLEY 3/8"	-3 MALE	448233	438233		
			-2 HOSE	448202		548202	
			-3 HOSE	448203	438203	548203	948203
	1*	7/16"-24 OEM HARLEY	-3 MALE	448033	438033		
			-3 HOSE	448003	438003		


STYLE	SERIES	BOLT SIZE	END FITTING	STEEL	CHROME	STAINLESS	ALUMINUM
20° SIDE BENT EXTENDED NECK	1	M10, 3/8" OEM HARLEY 3/8" OEM GM	-3 MALE	441433	431433		
			-2 HOSE	441402		541402	
			-3 HOSE	441403	431403	541403	941403

BANJO BOLTS & CONNECTORS




BULKHEAD TO HOSE

SIZE	DESCRIPTION	PART NO.
3	3/8" -24 FLARE	453003
3	M10 X 1.0 FLARE	453103
3	3/8" -24 INVERTED	453203
3	M10 X 1.0 INVERTED	453303



MALE TO HOSE

SIZE	DESCRIPTION	PART NO.
3	3/8" -24 FLARE	452203
3	M10 X 1.0 FLARE	452303
3	M10 X 1.25 FLARE	452403
4	7/16" -20 FLARE	452503
3	3/8" -24 INVERTED	452603




BANJO BOLT CONNECTOR

SERIES	DESCRIPTION	PART NO.
1	3/8" -24	491013
1	M10 X 1.0	499803
1	M10 X 1.25	499903




SINGLE BANJO BOLT

SERIES	DESCRIPTION	PART NO.
1	3/8" -24	494303
1	M10 X 1.0	494403
1	M10 X 1.25	494503
2	M10 X 1.5 - LONG	494703
1	M 10 X 1.5	494603
2	3/8" -24 - LONG	494313
2	M10 X 1.0 - LONG	494413
2	7/16" -20	494704
3	M12 X 1.0	494804
3	M12 X 1.5	494815



DOUBLE BANJO BOLT

SERIES	DESCRIPTION	PART NO.
1	3/8" -24	494903
1	M10 X 1.0	495003
1	M10 X 1.25	495103
1*	7/16" -20	495203
1*	7/16" -24	495724




SGL BANJO BOLT w/ BLEED NIPPLE

SERIES	DESCRIPTION	PART NO.
1	3/8" -24	491353
1	M10 X 1.0	491363
1	M10 X 1.25	491373

NOTES:

Series 1 = Ball diameter .650" (approx. 18mm) with .327 (approx. 8mm) across flats.
 Harley Series 1* = Ball diameter .750" (approx. 19mm) with .327 (approx. 8mm) across flats.
 Series 2 = Ball diameter .750" (approx. 19mm) with .480 (approx. 12mm) across flats.
 Series 2** = Ball diameter .750" (approx. 19mm) with .415 (approx. 11mm) across flats.
 Series 3 = Ball diameter .880" (approx. 23mm) with .625 (approx. 18mm) across flats.



DBL BANJO BOLT w/ BLEED NIPPLE

SIZE	DESCRIPTION	PART NO.
3	3/8" -24	491383
3	M10 X 1.0	491393
3	M10 X 1.5	491403



CRUSH WASHERS ALUMINUM & COPPER

SIZE	QTY	PART NO.	I.D.
3	10	890003 (copper)	3/8-10mm
3	10	890103 (alum)	3/8-10mm
4	10	890104 (alum)	7/16
12mm	10	890144 (alum)	12mm

Use with straight threaded adapter fittings when sealing at a port with no relief for an O-ring.



REPLACEMENT OLIVES

SIZE	ALUM	BRASS	STAINLESS
2	600902	600502	600702
3	600903	600503	600703
4	600904	600504	600704
6	600906	600506	600706

SOLD IN PACKS OF 5.

BANJO BOLTS & CONNECTORS

Most banjo bolts are also available in aluminum and stainless. To order **aluminum** - change the first digit of part number from a "4" to a "9" EXAMPLE: 494303 changes to 994303. To order **stainless** - change the first digit of part number from a "4" to a "5" EXAMPLE: 494303 changes to 594303.
 *Harley Series - For 7/16"-24 single bolt, use Part No. 494724.

Only available in stainless



3-WAY THREAD ON BRANCH

SIZE	DESCRIPTION	PART NO.
3	3/8"-24 JIC BRANCH	451073

Only available in stainless



DOUBLE TAKE OFF 90° BANJO

SIZE	DESCRIPTION	PART NO.
3	M10, 3/8", SERIES 2	441703

Only available in stainless



3-WAY MALE W/BACKET

SIZE	DESCRIPTION	PART NO.
3	3-WAY CONNECTOR	451103



3-WAY HOSE W/BACKET

SIZE	DESCRIPTION	PART NO.
3	3-WAY W/ BACKET	451113



DOUBLE TAKE OFF BANJO

SERIES	DESCRIPTION	PART NO.
1	-3 HOSE EXTENDED	445703
2	-3 HOSE	441603
2	-3 MALE	441513

Only available in stainless



3-WAY HOSE BANJO

SIZE	DESCRIPTION	PART NO.
3	3/8", M10	441123

USES SERIES 2 BOLT

OUR TEFLON® BRAID SEPARATING TOOL MAKES ASSEMBLY EASY

Using XRP's Separating Tool is the quickest way to flare stainless braid away from -3 and -4 Teflon hose for easy insertion of the olive during assembly. **PART NO. 821060**



STEP ONE Insert hose on arbor.



STEP TWO Flare braid using a twisting motion.



STEP THREE Insert olive on tube and under braid.



STEP FOUR Seat olive with a push.

SEE PAGE 57 FOR COMPLETE ASSEMBLY INSTRUCTIONS.


PERFORMANCE ACCESSORIES

TANK CAPS



PART NO.	DESCRIPTION
821015	TANK CAP W/ ALUMINUM WELDING NECK
821025	TANK CAP & 2-5/16" - 18 THREADED STEEL NECK
821030	THREADED ALUMINUM WELDING BUNG 2-5/16" - 18
821035	REPLACEMENT GASKET FOR TANK CAPS

PLASTIC PLUGS & CAPS



PART NO.	DESCRIPTION	PART NO.	DESCRIPTION
840003	-3 CAP	850003	-3 PLUG
840004	-4 CAP	850004	-4 PLUG
840006	-6 CAP	850006	-6 PLUG
840008	-8 CAP	850008	-8 PLUG
840010	-10 CAP	850010	-10 PLUG
840012	-12 CAP	850012	-12 PLUG
840016	-16 CAP	850016	-16 PLUG
840020	-20 CAP	850020	-20 PLUG

SAFETY WIRE TWISTING PLIERS



PART NO.	DESCRIPTION
820001	9" PLIERS

XRP SAFETY WIRE



SOLD IN
1 LB. SPOOLS

PART NO.	DESCRIPTION
820020	.020 STAINLESS
820025	.025 STAINLESS
820032	.032 STAINLESS
820041	.041 STAINLESS

LIQUID FILLED PRESSURE GAUGE

1-1/2"
diameter
shown



PART NO.	THREAD SIZE	RANGE
710000	1/8 MALE NPT	0-15
710030	1/8 MALE NPT	0-30
710060	1/8 MALE NPT	0-60
710100	1/8 MALE NPT	0-100

Other ranges and mounts available.

PERFORMANCE ACCESSORIES


QUICK DISCONNECT FITTINGS



ALUMINUM	STEEL	DESCRIPTION*
977703	477703	-3 TO -3
977704	477704	-4 TO -4
977706	477706	-6 TO -6
977708	477708	-8 TO -8
977710	477710	-10 TO -10
977712	477712	-12 TO -12
977716	477716	-16 TO -16

*Female pipe ends available.

SHUT OFF VALVES



PART NO.	DESCRIPTION
730502	-6 BULKHEAD W/3/8" FEM NPT
730503	-8 BULKHEAD W/3/8" FEM NPT
730506	-6 BULKHEAD WITH -6 MALE
730508	-8 BULKHEAD WITH -8 MALE
730510	-10 BULKHEAD WITH -10 MALE
730511	-10 BULKHEAD W/1/2" FEM NPT
730512	-12 BULKHEAD WITH -12 MALE
730513	-12 BULKHEAD W/3/4" FEM NPT

ENGINE VALLEY BREATHER TUBE



Forces oil accumulation in valley for dry sump scavenge. Install in lifter drain back holes. Tap drain back holes to 1/4 NPT.

PART NO.	QUANTITY
703002	2
703004	4
703008	8

TEMPERATURE GAUGE ADAPTERS




Allows temperature gauge probe to be installed inline using AN tee fittings

PART NO.	DESCRIPTION	SIZE
992913	AN Cap for Thermocoupler	12
992917	AN Cap for Thermocoupler	16

Caps are tapped with a 5/8"-20 thread for probe end.

CHECK VALVES



PART NO.	SIZE
732506	-6 POPPET
732508	-8 POPPET
732510	-10 POPPET
732512	-12 POPPET
732604	-4 FLAPPER
732606	-6 FLAPPER
732608	-8 FLAPPER
732610	-10 FLAPPER
732612	-12 FLAPPER
732616	-16 FLAPPER

Poppet uses a spring-loaded ball check. Flapper uses a hinged metal gate with rubber gasket and must be installed **with the direction of flow** and **against gravity** or force (otherwise the weight of the fluid could cause the swing gate to open).

WASHERS, SEALS, O-RINGS & CLAMPS

O-RINGS



SIZE	QTY	BUNA N	VITON	EPR*
3	10	801003	802003	803003
4	10	801004	802004	803004
6	10	801006	802006	803006
8	10	801008	802008	803008
10	10	801010	802010	803010
12	10	801012	802012	803012
16	5	801016	802016	803016
20	5	801020	802020	803020

*EPR - Ethylene Propylene Rubber to be used with nitromethane and alcohol fuels.

CRUSH WASHERS ALUMINUM & COPPER



SIZE	QTY	PART NO.	I.D.
3	10	890003 (copper)	3/8-10mm
3	10	890103 (alum)	3/8-10mm
4	10	890104 (alum)	7/16
12mm	10	890144 (alum)	12mm
6	5	890106 (alum)	9/16
8	5	890108 (alum)	3/4
10	5	890110 (alum)	7/8
12	5	890112 (alum)	1-1/16
16	2	890116 (alum)	1-5/16
20	2	890120 (alum)	1-5/8

Use with straight threaded adapter fittings when sealing at a port with no relief for an O-ring.

STAT-O-SEALS



Our best sealing washer, Stat-O-Seal consists of a Buna N O-ring mechanically locked to the I.D. of an aluminum washer. When tightened, the O-ring is compressed around the bolt shank, forming a positive seal over a temperature range of -85° F to 450° F. Stat-O-Seal is more efficient than copper or fibre sealing washers.

PART NO.	QTY	I.D.
890203	2	3/16
890204	2	1/4
890205	2	5/16
890206	2	3/8
890207	2	7/16
890208	2	1/2
890209	2	9/16
890210	2	5/8
890212	2	3/4
890214	2	7/8
890216	2	1"

ALUMINUM CUSHION CLAMPS



HOSE SIZE*	I.D.	PART NO.	QTY.
3 (Hard Line)	3/16	810203	10
3 (Teflon)	1/4	810233	10
4 (Teflon)	5/16	810244	10
4	7/16	810204	10
6	9/16	810206	10
8	11/16	810208	5
10	13/16	810210	5
12	15/16	810212	5
16	1-3/16	810216	5
20	1-1/2	810220	5

*Sized for stainless steel braided hoses. Use clamp I.D. to determine size required for other hoses or tubing.

FULL MARINE GRADE STAINLESS STEEL WORM CLAMPS



SIZE	PART NO.	QTY.	I.D. RANGE
4-8	810108	4	1/4 to 5/8
10	810110	4	7/16 to 3/4
12	810112	4	1/2 to 7/8
14	810114	4	9/16 to 1-1/16
16	810116	4	15/16 to 1-1/2
20	810120	4	1-3/16 to 1-3/4
28	810128	2	1-7/16 to 2"
32	810132	2	1-15/16 to 2-1/2

For silicone hose, use our liner clamps **ONLY**.
NOTE: These clamps use full marine grade stainless steel in the band and screw.

LINER HOSE CLAMPS FOR SILICONE HOSE



PART NO.	QTY.	SIZE
819406	4	9/16 - 13/16
819408	4	11/16 - 15/16
819410	4	13/16 - 11/16
819412	4	15/16 - 1-1/4
819420	4	1" - 1-3/4
819428	2	1-5/16 - 2-1/4
819436	2	1-13/16 - 2-3/4
819440	2	2-1/16 - 3"
819444	2	2-5/16 - 3-1/4
819448	2	2-9/16 - 3-1/2
819460	2	3-5/16 - 4-1/4

Fully lined to prevent extrusion of hose through band.



FUNNY CAR BODY WASHERS

Required by NHRA for mounting funny car body to the frame structure. Black anodized 6061-T6 aluminum. 7/8" diameter. 1/8" thick. Hole for #10 screw. Two styles available: **Part No. 897100** with flat surface and **Part No. 897182** with 82° countersink for flathead screws.

HOSE INSULATION

XRP offers several products to protect engine hoses and wires in high temperature applications. The descriptions below will help you choose the best product for your needs. All products are sold by the foot. Be sure to specify length when ordering.

FYRE JACKET



FYRE JACKET is a smooth silver silicone-coated glass sleeving, engineered to withstand continuous temperatures to 500°F. Fyre Jacket can provide short term direct flame protection and is expandable for easy installation over completed hose assemblies. XRP has sized this product to provide a tight fit on our braided stainless steel CPE hose.

SIZE*	I.D.	FYRE JACKET
3-4 Teflon	-	-
4	7/16"	320204
6	1/2"	320206
8	5/8"	320208
10	3/4"	320210
12	7/8"	320212
16	1"	320216
20	1-1/4"	320220

*Sized for stainless steel braided hose on page 1. Use I.D. dimensions for other hoses or cables.

FYRE FOIL II



FYRE FOIL II is a very lightweight fiberglass sleeving laminated with a mylarized aluminum surface that provides radiant heat protection to 800°F. The mylar surface resists abrasion and brake fluid. Fyre Foil II is **NOT** expandable and should be slipped over the hose **BEFORE** assembly.

SIZE*	I.D.	FYRE FOIL II
3-4 Teflon	3/8"	320503
4	1/2"	320504
6	5/8"	320506
8	3/4"	320508
10	7/8"	320510
12	1"	320512
16	1-1/4"	320516
20	1-1/2"	320520
48	3-1/4"	320548
FYRE BLANKET 40" wide; sold by the foot		320500

*Sized for stainless steel braided hose on page 1. Use I.D. dimensions for other hoses or cables.

FYRE TAPE



FYRE TAPE is a 1" wide silver silicone tape product used to wrap hoses, wires and cables for protection. This product is reinforced with an embedded fiber and adheres to itself when wrapped in an overlapping manner. FYRE TAPE is sold in 36' rolls.

PART NO.	DESCRIPTION
320200	FYRE TAPE

NEW... FYRE FOIL LITE SLEEVING



An ultra-lightweight fiberglass laminated sleeve with a mylarized aluminum surface for radiant heat protection to 800°F, Fyre Foil Lite has an **internal seam** for a smooth exterior with **no visible stitching**. Abrasion resistant. Repels brake fluid. Fyre Foil Lite is **NOT** expandable and should be slipped over the hose **BEFORE** assembly.


SIZE	I.D.	FYRE FOIL LITE
3-4 Teflon	3/8"	320703
4	1/2"	320704
6	5/8"	320706
8	3/4"	320708
10	7/8"	320710
12	1"	320712
16	1-1/4"	320716
20	1-1/2"	320720

SEE PAGE 67 FOR COMPLETE ASSEMBLY INSTRUCTIONS.

SILICONE HOSE

Silicone hose operating pressure varies from 50 PSI to 110 PSI depending on size. Fluid and vacuum hoses have a maximum operating temperature of 350° F. Turbo hoses have a maximum operating temperature of 500° F. **DO NOT USE WITH GASOLINE.**

COOLANT HOSE



PART NO.	I.D.
370100	1"
370125	1-1/4"
370150	1-1/2"
370175	1-3/4"
370200	2"
370225	2-1/4"
370250	2-1/2"
370275	2-3/4"
370300	3"

All sizes available in 3' lengths **ONLY**.
Custom lengths to 12'.

VACUUM HOSE



PART NO.	I.D.
350012	1/8"
350018	3/16"
350025	1/4"
350031	5/16"
350038	3/8"

All sizes available in 25' or 50'
lengths **ONLY**.


HEATER HOSE



PART NO.	I.D.
380025	1/4"
380031	5/16"
380038	3/8"
380050	1/2"
380062	5/8"
380075	3/4"
380100	1"

All sizes available in 25' or 50'
lengths **ONLY**.

PREFORMED HOSE



	45°	90°	I.D.	RADIUS
-	390100	1"	1.5"	
-	390125	1-1/4"	1.75"	
-	390150	1-1/2"	2"	
345175	390175	1-3/4"	1.75"	
-	390200	2"	4"	
-	390225	2-1/4"	4"	
-	390250	2-1/2"	3"	
-	390275	2-3/4"	3.5"	

Other sizes available on request.

TURBO HOSE

3-PLY



4-PLY



3-PLY	4-PLY	I.D.
362125	364125	1-1/4"
362150	364150	1-1/2"
362175	364175	1-3/4"
362200	364200	2"
362250	364250	2-1/2"
362275	364275	2-3/4"
362300	364300	3"
362312	364312	3-1/8"
362350	364350	3-1/2"

All sizes available in 3' lengths **ONLY**.
62 Series is 3-ply glass fiber reinforced.
64 Series is 4-ply glass fiber reinforced.

LINER* HOSE CLAMPS FOR SILICONE HOSE



PART NO.	QTY.	SIZE
819406	4	9/16 - 13/16
819408	4	11/16 - 15/16
819410	4	13/16 - 1-1/16
819412	4	15/16 - 1-1/4
819420	4	1 - 1-3/4
819428	2	1-5/16 - 2-1/4
819436	2	1-13/16 - 2-3/4
819440	2	2-1/16 - 3
819444	2	2-5/16 - 3-1/4
819448	2	2-9/16 - 3-1/2
819460	2	2-5/16 - 4-1/4

*Fully lined to prevent extrusion of hose through band.

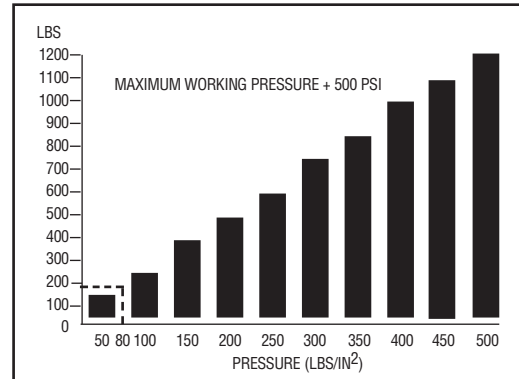
AIRJACK SYSTEMS

Strong, reliable Airjack Systems, manufactured by James Lister & Sons in England, offer the ultimate in high performance, materials and design. Jack bodies are made from a high strength alloy missile forging hard anodized and teflon dipped for longer wear. All Airjacks feature inner springs of HS3 spring steel, extra-tough steel extruded pistons with hard chrome finish, sintered bronze bearings and hard anodized foot. See bar charts for lifting capacities. JLS Airjack Systems are used by Saloon, Sportscar and GT series teams throughout the world. The New AJ-03 series, with greater lift capacity, can be used in conjunction with the AJ-01 in the same system, because both have the same working pressure. We also offer lightweight units with a composite carbon fiber piston rod, which are listed below with the letter "C" after the part number. The most popular lengths and strokes in stock. Special orders are available. Call for details. **ALL JACKS HAVE INLET PORT THREAD OF M14 X 1.5 AND 35 BAR WORKING PRESSURE (500 PSI).**

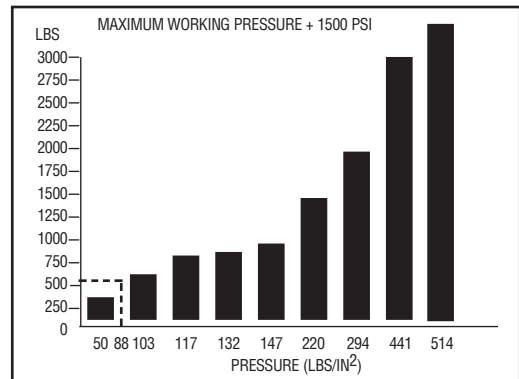


SPECIAL LIGHTWEIGHT UNITS WITH CARBON FIBER PISTONS ALSO AVAILABLE.

LIFTING CAPACITY - 52 MM



LIFTING CAPACITY - 88 MM



52 MM CYLINDER DIAMETER AIRJACK SYSTEMS

JLS CODE	PART NO.	OVERALL LENGTH	MAX LIFT CAPACITY*	STROKE	WEIGHT
AJ 01	870010	16.125" (407 MM)	1,100 LBS./500 KG	10.625" (270 MM)	2.97 LBS. (1.35 KG)
AJ 02	870007	12" (305 MM)	1,100 LBS./500 KG	7.062" (180 MM)	2.42 LBS. (1.10 KG)
AJ 01C (carbon fiber)	870020	16.125" (407 MM)	1,100 LBS./500 KG	10.625" (270 MM)	2.20 LBS. (1.00 KG)
AJ 02C (carbon fiber)	870027	12" (305 MM)	1,100 LBS./500 KG	7.062" (180 MM)	1.87 LBS. (0.85 KG)

88 MM CYLINDER DIAMETER AIRJACK SYSTEMS

JLS CODE	PART NO.	OVERALL LENGTH	MAX LIFT CAPACITY*	STROKE	WEIGHT
AJ 03	870011	14" (355 MM)	3,300 LBS./1500 KG	9" (230 MM)	5.06 LBS. (2.30 KG)
AJ 04	870012	8.86" (225 MM)	3,300 LBS./1500 KG	4.33" (110 MM)	3.52 LBS. (1.60 KG)
AJ 03C (carbon fiber)	870021	14" (355 MM)	3,300 LBS./1500 KG	9" (230 MM)	4.29 LBS. (1.95 KG)
AJ 04C (carbon fiber)	870022	8.86" (225 MM)	3,300 LBS./1500 KG	4.33" (110 MM)	2.97 LBS. (1.35 KG)

*Maximum lift capacity shown at 500 PSI (35 BAR)

AIRJACK FITTINGS & ACCESSORIES




AIRJACK SUPPORT STANDS

A failsafe device, the stands prevent the retraction of the piston in case air supply is cut off.

PART NO. DESCRIPTION & STROKE

871007	FOR 52 MM JACKS/ 7" STROKE
871010	FOR 52 MM JACKS/ 10" STROKE
871011	FOR 88 MM JACKS/ 9" STROKE
871012	FOR 88 MM JACKS/ 4" STROKE




LANCE

For use with either high pressure or low pressure Airjack Systems. Easy to use.

PART NO. DESCRIPTION

870008	LANCE
--------	-------




PROBE

Can be used to temporarily keep the Airjacks activated without the need for a continuous air supply. Special coating ensures smooth operation and durability.

PART NO. DESCRIPTION

870009	PROBE
--------	-------




BANJO FITTINGS, ADAPTERS, BOLTS, TEES & CONNECTORS

Some popular fittings listed below. See pages 21-28 of this catalog for an extensive range of choices from XRP.

PART NO. DESCRIPTION


871406	M14 X 1.50 TO -6 MALE AN INLET FITTING
871416	14MM BANJO TO -6 MALE AN SINGLE TAKE OFF
871426	14MM BANJO TO -6 MALE AN DOUBLE TAKE OFF
871430	M14 X 1.50 BOLT (WITH CRUSH WASHERS)



ADJUSTING NUTS AND REPAIR SEALS

PART NO. DESCRIPTION

870002	AIRJACK ADJUSTING NUT FOR 52MM MODELS (3)
870004	AIRJACK ADJUSTING NUT FOR 88MM MODELS (3)
870001	AIRJACK REPAIR SEAL FOR 52MM MODELS (1 EACH)
870003	AIRJACK REPAIR SEAL 88MM MODELS (1 EACH)



TUBE FLARING TOOLS

Designed specifically for 37° flaring hardline tubing. Rolo Flaring Tool deburs too!

PART NO. DESCRIPTION TUBE SIZES

821050	ROLO-FLAIR FLARING TOOL	1/8, 3/16, 1/4, 3/8, 7/16, 1/2, 5/8, 3/4
821051	IMPACT FLARING TOOL	1/8, 3/16, 1/4, 3/8, 7/16, 1/2, 5/8



ALUMINUM HARDLINE TUBE WITH PROTECTIVE PLASTIC COATING

The lightest, most cost-effective way to pipe an Airjack system. Resists wear, abrasion, corrosion and impact. Easy to install. Use with AN 37° flare system and standard AN adapters. Hand bendable type also available.

CALL FOR ORDERING INFORMATION.

INSTALLATION ACCESSORIES & TOOLS

Anodized color coded wrenches sized to fit the swivel nuts on hose ends. These wrenches have a fully radiused edge to fit your hand. Machined from heat treated 2024 aluminum alloy to withstand the demands of professional race teams. Available single or double ended. USE STEEL WRENCHES FOR HOSE END ASSEMBLY.

PRO SERIES WRENCHES - SINGLE END



PART NO.	DESCRIPTION
750001	SINGLE END COMPLETE SET 3-20
750003	SINGLE END 3
750004	SINGLE END 4
750006	SINGLE END 6
750008	SINGLE END 8
750010	SINGLE END 10
750012	SINGLE END 12
750016	SINGLE END 16
750020	SINGLE END 20

PRO SERIES WRENCHES - DOUBLE END



PART NO.	DESCRIPTION
750000	DOUBLE END COMPLETE SET 3-20
750404	DOUBLE END 3 AND 4
750208	DOUBLE END 6 AND 8
750112	DOUBLE END 10 AND 12
750520	DOUBLE END 16 AND 20

SPORTSMAN SERIES WRENCHES



Great for weekend mechanics and hobbyists, these economical wrenches are made from 6061 aluminum alloy. Sized to fit the swivel nuts on hose ends, Sportsman Series wrenches have a straight cut edge. Available in single end style only.

PART NO.	DESCRIPTION
760000	COMPLETE SET
760003	SINGLE END 3
760004	SINGLE END 4
760006	SINGLE END 6
760008	SINGLE END 8
760010	SINGLE END 10
760012	SINGLE END 12

ALUMINUM VISE JAWS



These aluminum vise jaw inserts will protect your hose ends during assembly. Each jaw has a magnetic backing to hold it securely in place. Sold in pairs.

PART NO.	DESCRIPTION
821010	ALUMINUM VISE JAW SET