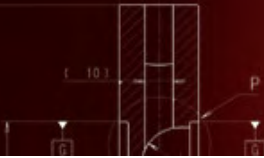




2009





## SUMMARY

INSTRUCTION FOR INSTALLATION AND USE .....	3
CALIPERS .....	11
CAST IRON DISCS .....	73
DISC ASSEMBLIES .....	105
CAST IRON DISC FIXINGS .....	107
PADS .....	111
CARBON DISCS AND PADS .....	117
CARBON DISC FIXING .....	123
MASTER CYLINDERS & RESERVOIRS .....	125
PEDAL BOX .....	131
TYPICAL BRAKE SYSTEMS .....	133
BRAKE FLUID .....	159
TEMPERATURE RECORDS.....	163



## **DISCLAIMER OF WARRANTY**

Brembo's "racing" products are designed and manufactured to be used exclusively in competitions and, therefore, shall not be used on public roads. Thus, Brembo shall not have any liability whatsoever in connection with the use of the products in violation of such limits and/or in connection with the normal wear and tear of such products, nor shall any "Product Liability" apply in such cases. Any alteration of or tampering with the "racing" products may endanger their safety and any guarantee (concerning both contractual and tortious liability) given by Brembo in respect of the products will be terminated by any such alteration or tampering.

## **INSTALLATION AND MAINTENANCE**

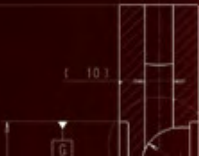
Brembo's "racing" products shall be installed by highly qualified and competent professionals working in the "racing" field, who have been specifically trained to operate such kind of products. The "racing" products shall be submitted to periodical maintenance. Detailed instructions for both installation and maintenance of such products are set forth in the Racing Catalogue. Thus, Brembo shall not have any liability whatsoever in connection with Client's failure to comply with the instructions set forth in the Racing Catalogue and/or in connection with their inappropriate and/or incorrect installation on vehicles and/or with the lack of or incorrect maintenance of such products, nor shall any "Product Liability" apply in such cases.

## **CONDITIONS OF USE**

The Clients acknowledge and accept that due to the particular operative and environmental conditions under which the racing products operate during competitions, such products may be subject to use under extreme conditions, which may exceed the project limits and control as set by Brembo. Thus, Brembo shall not have any liability whatsoever in connection with the use of the "racing" products under extreme conditions during the competitions, nor shall any "Product Liability" apply in such case.

## **LIMITS TO CONTRACTUAL GUARANTEES**

Brembo guarantees that the "racing" products are manufactured with high quality materials and in accordance with Brembo's "racing" products quality standards. Should the Client, having received the "racing" products, notice either an apparent or a hidden defect, he shall communicate it in writing to Brembo within 8 (eight) days from the date of their delivery. The Client shall, at his own expense, deliver the defective products freight prepaid to Brembo, Mooresville, NC. Only in case a defect has actually been ascertained by Brembo's quality control office, the defective parts of the "racing" products will be replaced. In any event, Brembo's liability, as well as the liability of its agents and/or distributors and/or any other brokers shall not exceed the sale price of the "racing" producers. The guarantee shall not apply in case the "racing" products have not been installed and maintained in accordance with the instructions set forth in the Racing Catalogue. Brembo's liability shall not exceed the limits set forth in this paragraph and no further guarantee, neither express nor implied, which may determine an extension of such liability, is hereby given. Except upon Brembo's express written authorization, none of its agents and/or distributors and/or other brokers are authorized to give further guarantees other than those provided for in these conditions.



## INSTRUCTION FOR INSTALLATION AND USE

### PURPOSE

To show the correct procedures for the mounting and use of BREMBO braking systems for racing cars, with cast-iron brake discs.

### RESERVOIR

#### CHOICE OF THE RESERVOIR

The capacity of the reservoir must be such that when the brake fluid is between the MIN and MAX levels the volume is at least equal to that required by the brake pistons stroke in case of maximum pad and rotor wears.

#### MOUNTING OF THE RESERVOIR

- a. Use the pipe fittings and the washers (in copper or in rubber) foreseen by the supplier of the reservoir.
- b. In order to avoid any vacuum inside the reservoir, as a consequence of the brake fluid level lowering, it is always necessary to have a hole diam. 1 mm in the reservoir cap, independently from the presence of the bellows diaphragm in the reservoir.

### MASTER-CYLINDER

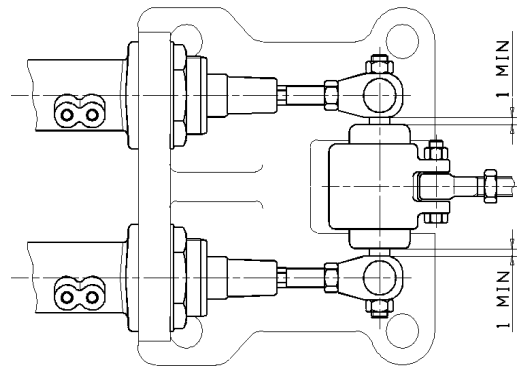
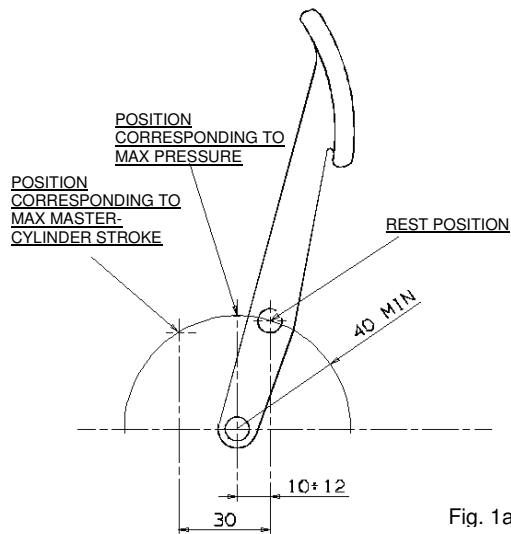
#### CHOICE OF THE MASTER CYLINDER

- a. The master cylinder diameter must be chosen in function of the type of calipers which have to be fed, of the brake pedal ratio and of the max pressure we want to obtain: every variation of the master cylinder diameter involves an increase or a decrease of the master cylinder area of about 15%.
- b. The rubber boot, between the push rod and the hydraulic part, must always be assembled.

### BRAKE PEDAL MECHANISM (SYSTEM CONTROLLED BY 2 MASTER CYLINDERS)

- a. The brake pedal mechanism must be designed and manufactured in order to allow a complete stroke of both master cylinders. In case of systems where the strokes of the two master cylinders are very different from each other, it is necessary that the rod connecting the two push rods be at the appropriate angle.
- b. For a more linear operation of the brake pedal/master-cylinder mechanism, it is important that the distance between the pedal fulcrum and the push rods is equal or greater than 40 mm (see Fig. 1a).
- c. Furthermore, it is also important that in the rest position, the rod axle is placed back of 10 - 12mm compared to the fulcrum axle.
- d. Check that in the rest position the rod connecting the two push rods is perpendicular to both push rods.
- e. Check that between the joints of the rod connecting the two push rods and the pedal there is a clearance of at least 1 mm each side, in order to allow the eventual inclination of the rod compared to the push rods axle (see Fig. 1b).





## BRAKE DISCS

### ASSEMBLY OF BELL AND DISC

- Clean the cast iron braking ring, eliminating every trace of grease or oil.
- Mount the bell on the braking ring using the BREMBO mounting bush system (the assembly of the bell on the disc must be carried out without any interference).
- Check that the "floating" is correct, that the axial clearance between braking ring and bell meets the values prescribed by Brembo.

### ASSEMBLY OF THE COMPLETE DISC ON THE WHEEL HUB

- Verify that the disc bell and wheel hub mounting faces are free from burrs and dents; otherwise these surfaces should be reconditioned.
- The disc must fit onto the wheel easily.
- Apply thermal paints on the disc external diameter (included the eventual fins and pillars) in order to monitor operating temperature.

### INSPECTIONS

- Check that the disc clearance is the one prescribed by Brembo, even after assembly on the car.
- Check before and after the use that the disc doesn't touch in any part of the caliper.

## CALIPERS

### MOUNTING

- The caliper fixing to the upright can be carried out with bolts or with gauged stud bolts and nut; this system allows a more rigid fixing and it is recommended for all the applications on calipers with the radial fixing.
- Mount the caliper onto the knuckle such that the arrow marked on the inner half-caliper corresponds to the forward direction of rotation of the brake disc (the disc must enter the caliper through the side corresponding to the smaller piston and exit through the other side corresponding to the larger piston).
- The caliper must be mounted in a symmetrical position with respect to the disc center line: the difference between the dimensions "a" and "b" must be 0,6 mm MAX (see fig. 2).

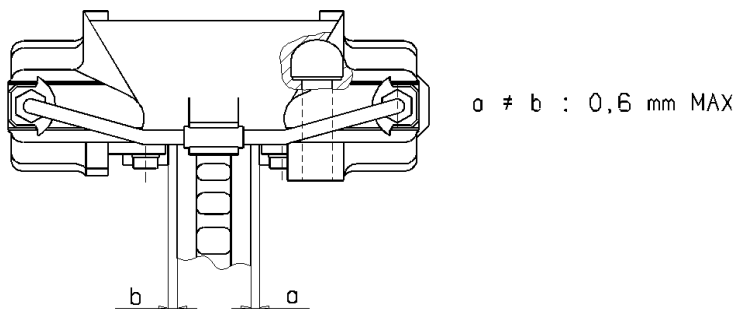


Fig. 2

- d. The disc and pads protrusion must be 0,3 mm MAX (see Fig. 3 and Fig. 4).

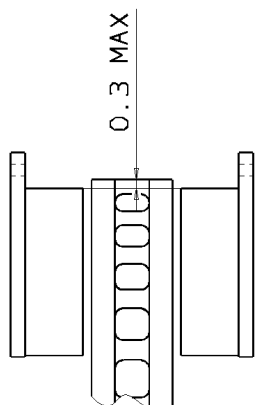


Fig. 3

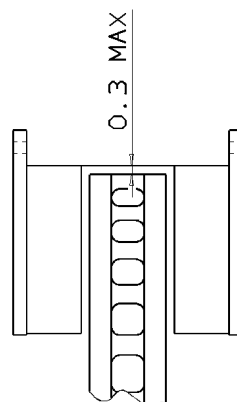


Fig. 4

- e. Check that in no working condition the pads touch the disc fixing bell or the upright.  
 f. Assembly and disassembly of the pads must occur without any force; the pads radial and lateral clearance inside the caliper must be 0,2 mm MIN; with the pistons in backward position, the clearance between them and the back plate must be 0,5 mm MIN (see Fig. 5).

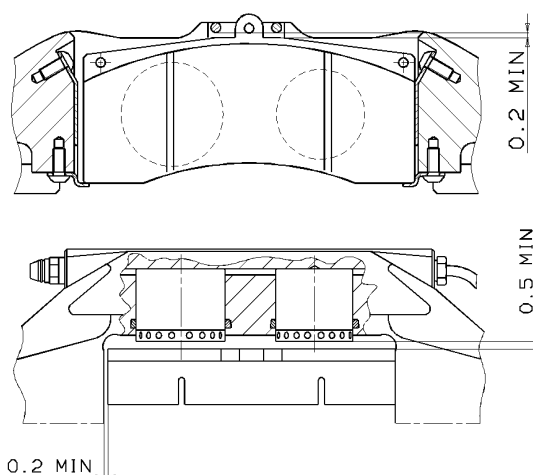


Fig. 5

- g. The clearance between disc outer circumference and Caliper Bridge must be 2 mm MIN, with a difference between the two sides of 0.4 mm MAX (see Fig. 6).

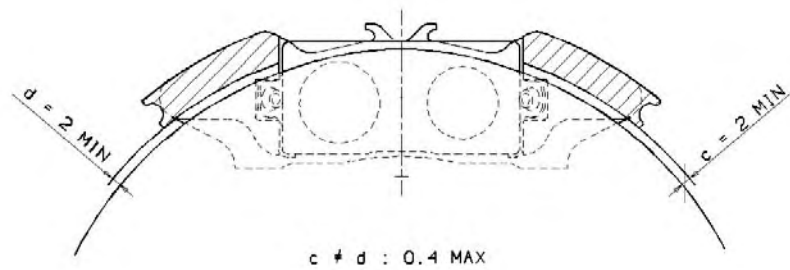


Fig. 6

- h. The M 10x1 bleed screws tightening must be carried out with a torque of 12 - 16 Nm. Apply thermal tape on the external half-caliper in order to monitor operating temperature these can be supplied by BREMBO under part number R 02.5168.10.

## MASTER-CYLINDER/CALIPER CONNECTION

### CHOICE OF TUBING

- a. Where it is possible, we recommend the use of steel rigid pipes, since they do not increase brake fluid displacement.
- b. In case, flexible brake hoses are used, it is necessary to use the Teflon type with braided steel sheath.
- c. The hoses internal diameter must be 2.5 or 3 mm; the brake fluid displacement of 1 meter of these hoses is 0.2 cm MAX (for the type having internal diameter 2.5 mm), and 0.3 cm MAX (for the type having internal diameter 3 mm) at the pressure of 70 bar; hoses with a smaller diameter restrict fluid flow, while hoses with a bigger diameter would considerably increase the brake fluid displacement of the system.

### MOUNTING

- a. Pipe fittings must be tightened to the prescribed torque.
- b. The pipe fittings seal must be sealed with annealed aluminum or copper seals; these seals can be used only once.
- c. Check that tubes are not squashed or pinched and that they are not subjected to high temperatures (in the vicinity of the engine, exhaust pipes, etc.)

## BRAKE FLUID

### CHOICE

- a. Use only high boiling point DOT 3 or DOT 4 brake fluids.
- b. Use only brake fluid from a new and sealed container.
- c. Change brake fluid before each race.

### NOTES

- a. Use of liquids other than brake fluids will damage the braking system components.
- b. Since the brake fluid is hygroscopic, we have to consider that in presence of high humidity, the boiling point can be considerably lowered; in these cases the brake fluid has to be replaced daily.

## BRAKING SYSTEM BLEEDING

- a. In the case of a braking system controlled by two parallel master cylinders operated by a rod, bleed one front and one rear caliper, in order to allow both master cylinders a complete stroke.



- b. Every time the pedal is back, let master cylinder refill simultaneously for at least 2 seconds before pushing the pedal.
- c. When the bleeding is finished, keep in pressure for at least 10 seconds, checking that there aren't any leakages.
- d. Refill the reservoirs.

## WORKING INSPECTIONS

After running a few kilometers, proceed with the following inspections:

- a. The wheels must rotate freely without any residual torque.
- b. There must be no contact between disc and caliper.
- c. No pulsations must be felt on the pedal, otherwise identify which disc causes the problem and check again the disc/bell and bell/hub assemblies.

## RUNNING-IN

For the discs and pads burnishing, it is necessary to follow the running in procedure relative to the friction material used; it is however necessary to assure that during the first kilometers, low pressure applications are carried out for short times in order to allow the bedding of all the pad surface on the disc. Only later you will be able to proceed to the real running in which will end when every pad has reached the best working condition. The running in procedure (bedding of the disc/pads coupling surfaces) must also be carried out when already run-in or used pads are used. Only after the running in is performed, it is possible to take advantage of the braking system braking capacity.

## BRAKING SYSTEM FINAL INSPECTIONS

- a. There must not be any interference between disc and caliper.
- b. The max temperature reached by the calipers must be lower than 180°C (inspection to be carried out through the thermo tapes applied on the calipers - see point 6.1.h).
- c. Check the working temperature of the discs, verifying the changes occurred to the thermal paints applied on the external diameter of the discs (see point 5.2.c and Fig. 7):

PAINTS COLOUR	TEMPERATURE OF TONER	NOTES
Green	430°C	Can change completely
Orange	560°C	Can change over of the braking surfaces
Red	610°C	Can change only near the braking surfaces

Fig. 7

If none of the three paints has changed and the braking system performance is not considered satisfactory, it is necessary to reduce the discs ventilation. Furthermore a rapid quick cooling could increase the risk of cracks on the discs.

If all three paints change completely, it is necessary to improve the cooling. A high working temperature of the discs causes a decay of the braking power and excessively high temperatures in the brake calipers.





## BRAKING SYSTEM BALANCING

The braking system has to be chosen in function of the vehicle characteristics; it is very important that the max braking power be equally distributed between the front and the rear axles; when the braking system is correctly balanced, the working temperatures of the front and rear brakes must be similar. It is possible to adjust brake balance between the front and rear axles through the adjustment rod, but only for variations up to 10% MAX: in fact the pedal force must be always applied in the vicinity of the center of the adjusting rod in order to obtain a good efficiency of the brake pedal mechanism. If the system isn't balanced even after adjusting, the causes must be searched somewhere else: master cylinders diameter, caliper type, disc diameter etc. In any case, before replacing any components, it is necessary to make sure that the combination of components works correctly. A good general rule to obtain a good efficiency is however to have as similar as possible the master cylinders loads and strokes.

## INSPECTION OF THE BRAKING SYSTEM AFTER USE

After every race, it is necessary to proceed with the following inspections and interventions:

### FITTINGS

Verify that there are no leakages from the various components, connections, or fittings. If a leak is found on one of the fittings, either increase the tightening torque, or replace the defective component.

### BRAKE DISC

Check carefully the disc braking surfaces.

The disc can't be used again if:

- on the braking surfaces there are cracks having length higher than 5 mm; in case the crack begins from the external or internal diameter, even if the length is shorter, the disc must be replaced (see Fig. 8).

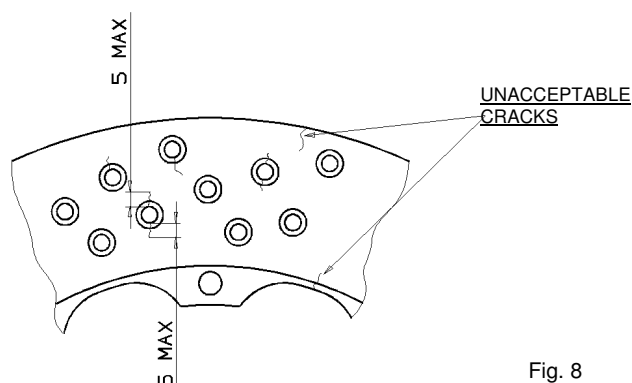


Fig. 8

- It has a wear of 1 mm compared to the new thickness (0,5 mm on both sides);
- The braking surfaces show scorings, which can damage the correct pad/disc contact.

### CALIPERS

- a. Check that the external half calipers connecting pipes are not bent or dented, caused i.e. by the entrance of stones between the wheel and the caliper; in case of damage, overhaul the caliper.
- b. Check the max temperatures reached by the caliper, checking the thermo tapes applied on the internal half caliper:
  - c. if a temperature of 180 °C is reached, we recommend the overhauling of the caliper or to replace the seals;
  - d. If a temperature of 210 °C is reached (max value of temperature the caliper can stand for short periods), it is absolutely necessary to overhaul immediately the caliper and search the causes of the overheating, since under these conditions the correct operation of the brake isn't guaranteed anymore.



## PADS

### PAD WEAR INSPECTION

Pads should not have a friction material thickness lower than 2 mm MIN; if the pads are excessively worn, they must be changed.

### ABNORMAL WEAR

The pads must not show excessively anomalous or uneven wears; the following must be checked:

- a. Pad tangential taper wear difference must not exceed 1 mm MAX, bearing in mind that the direction of wears of the same caliper must be according to what shown on the Fig.9.

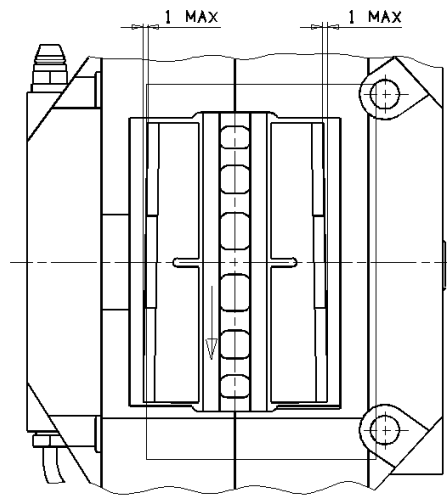


Fig. 9

- b. Pad radial taper wear difference must not exceed 1 mm MAX, bearing in mind that the direction of wears of the same caliper must be according to what shown on the Fig.10. Defective or excessively worn pads must be changed.

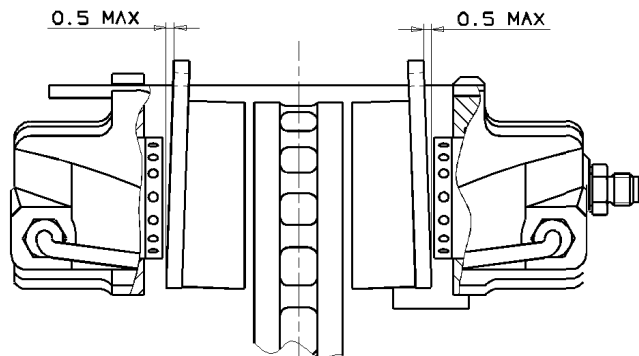


Fig. 10

### BACK PLATE DEFORMATION

Back plate flatness error must not exceed 0.2 mm MAX (see Fig. 11);

- in case of excessive back plate flatness error, the pads must be changed.

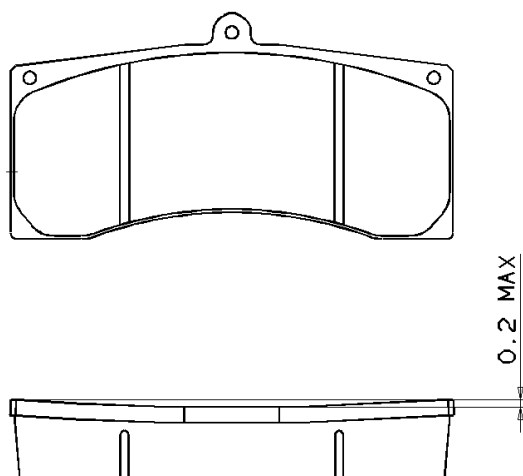


Fig. 11

## GENERAL NOTES

### OVERHAULING AND REPLACEMENT

#### - Master Cylinder

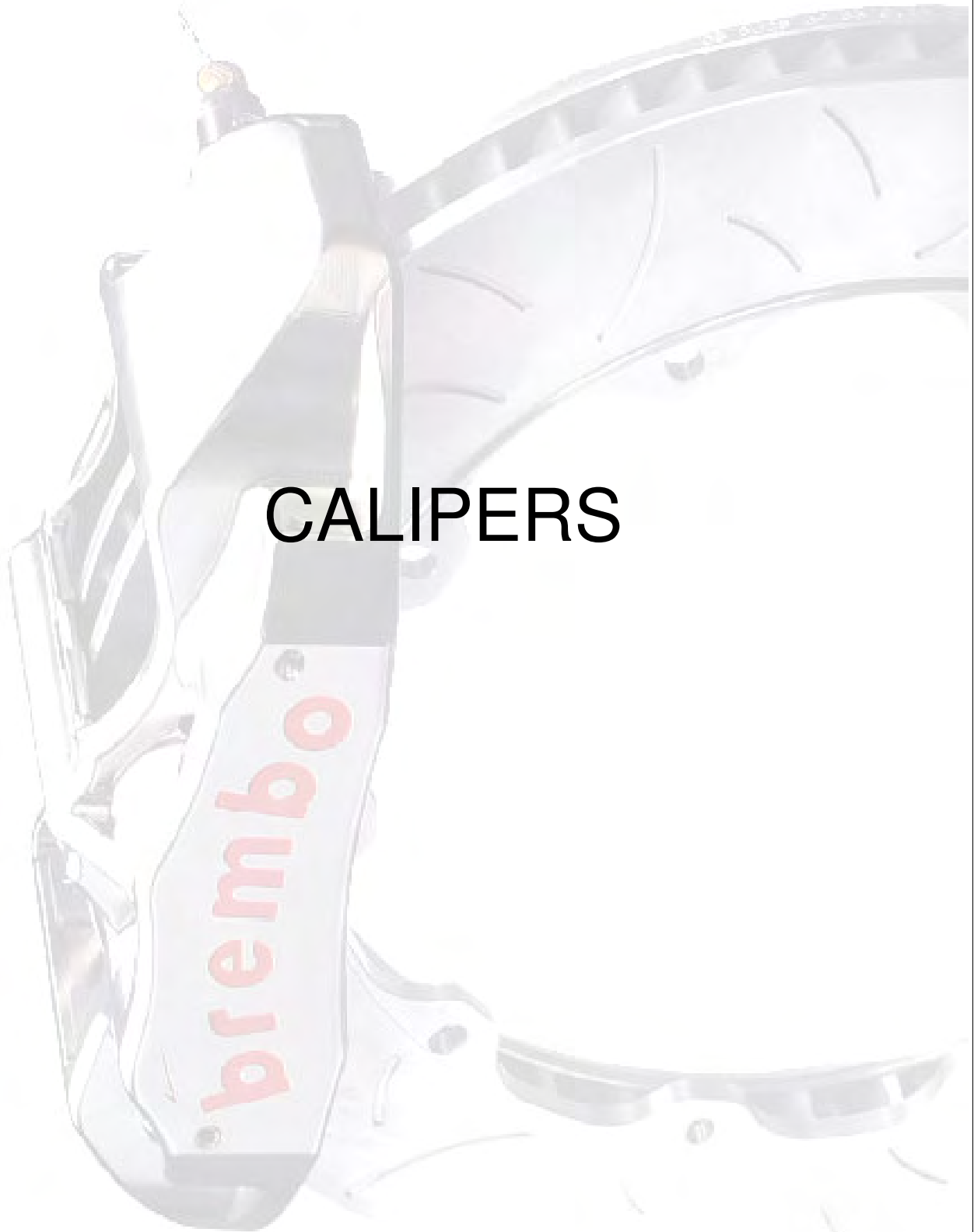
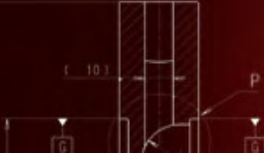
These must be overhauled after 5000 km MAX of running, or when problems arise;

#### - Calipers

They must be overhauled after 5000 km max of running, or when problems arise, or if the temperatures go above those shown at point 14.3.b.

## VARIOUS

- The external cleaning of the master cylinder and calipers must be carried out with non-corrosive agents and anyway not with solvents, gasoline or similar, since these products could damage rubber components (seals and dust boots).
- During warehousing protect the inlet and outlet holes of the master cylinder and of the calipers with the appropriate caps.
- Half-caliper union bolts cannot be re-screwed, or carry out modifications to the calipers.
- Replacement of components with non-BREMBO parts is not permitted.
- BREMBO recommends the overhauling of its products through its own authorized personnel; therefore BREMBO doesn't take the responsibility for overhauling carried out by someone else.



# CALIPERS



**P/N XA6.L6.11/12**

**2 PISTON CALIPER**



**TYPICAL APPLICATION**

School Cars

**MOUNTING INFORMATION**

**Trailing**

RH **XA6.L6.12**

LH **XA6.L6.11**

**Leading**

RH **XA6.L6.14**

LH **XA6.L6.13**

**TECHNICAL SPECIFICATION**

Piston Size [mm] **36**

Piston Area [cm<sup>2</sup>] **20.35**

Mounting Offset [mm] **29.79**

Pad Area [cm<sup>2</sup>] **32**

Mounting Hole Dia. [mm] **M10x1.5**

Pad Thickness [mm] **14.6**

Caliper Body **2 Pieces**

Pad Family **"77"**

Caliper Material **Aluminium**

Disc Thickness [mm] **20**

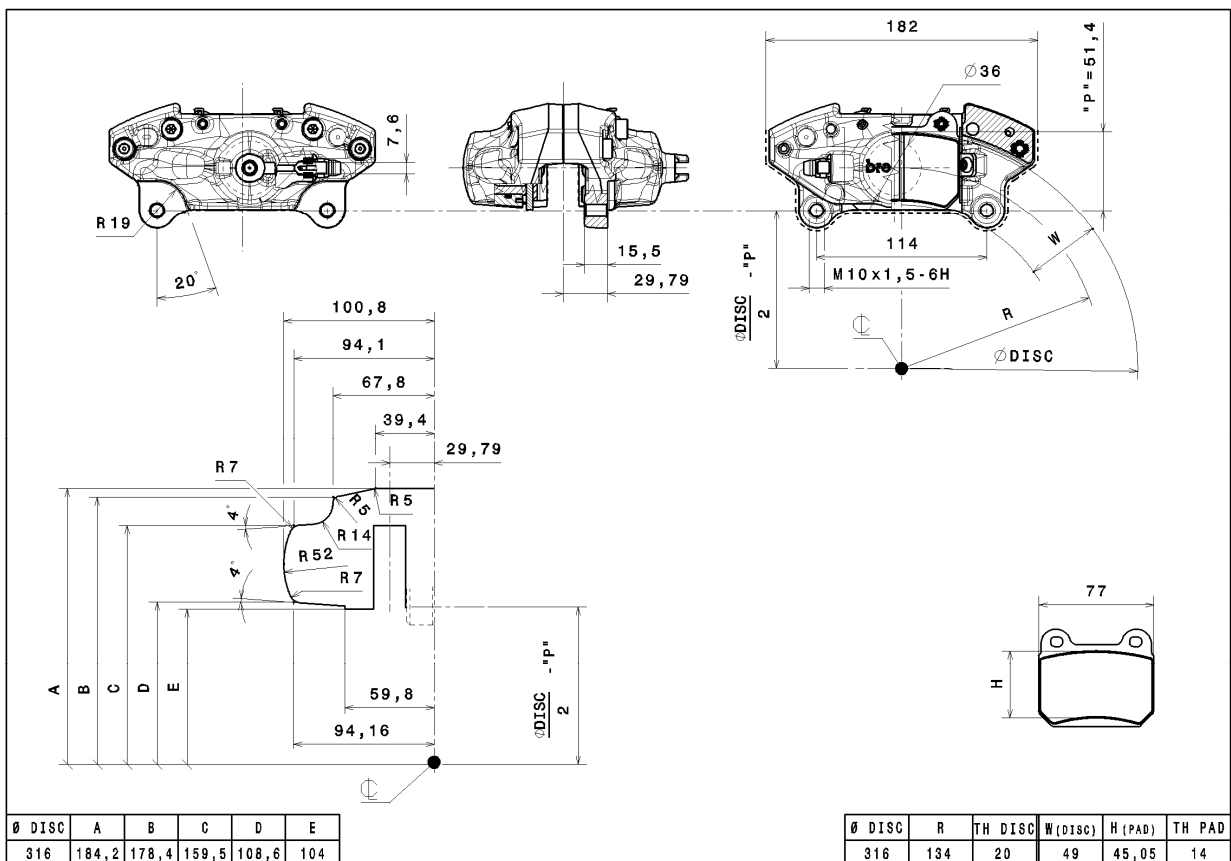
Piston Insert

Hydraulic Threads **M10x1**

Weight [Kg] **1.42**

Mounting Hole Center [mm] **114**

Fluid Capacity **20.56**



XA6L61112





**P/N X97.24.01**

**2 PISTON CALIPER**



**TYPICAL APPLICATION**

Touring car (Rear)

**MOUNTING INFORMATION**

**Trailing**

RH **X97.24.01**

LH **X97.24.01**

**Leading**

RH **X97.24.01**

LH **X97.24.01**

**TECHNICAL SPECIFICATION**

Piston Size [mm] **38**

Piston Area [cm<sup>2</sup>] **22.68**

Mounting Offset [mm] **30.5**

Pad Area [cm<sup>2</sup>] **24.8**

Mounting Hole Dia. [mm] **10.23**

Pad Thickness [mm] **15**

Caliper Body **2 Pieces**

Pad Family **"62"**

Caliper Material **Aluminium**

Disc Thickness [mm] **6.4 - 9**

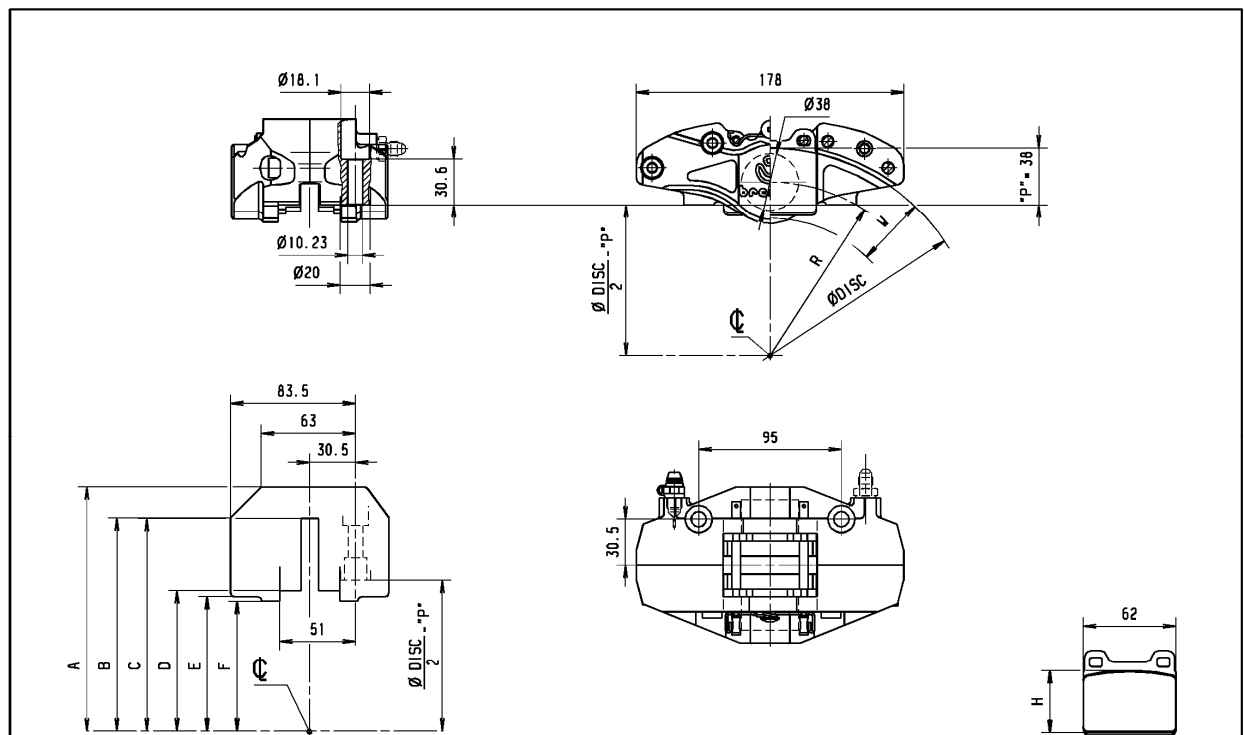
Piston Insert **-**

Hydraulic Threads **M10x1**

Weight [Kg] **1.25**

Mounting Hole Center [mm] **95**

Fluid Capacity **23.81**



TYPE "62" FAMILY

Ø DISC	A	B	C	D	E	F
278	163	142.5	142	94.9	90	87

	Ø DISC	R	TH DISC	W <sub>(Ø DISC)</sub>	H <sub>(PAD)</sub>	TH PAD
MIN	278	116.3	6.4	47	41.5	15
MAX	278	116.3	9	47	41.5	15



**P/N X97.24.10**

**2 PISTON CALIPER**



**TYPICAL APPLICATION**

Touring car (Rear)

**MOUNTING INFORMATION**

**Trailing**

RH **X97.24.10**

LH **X97.24.10**

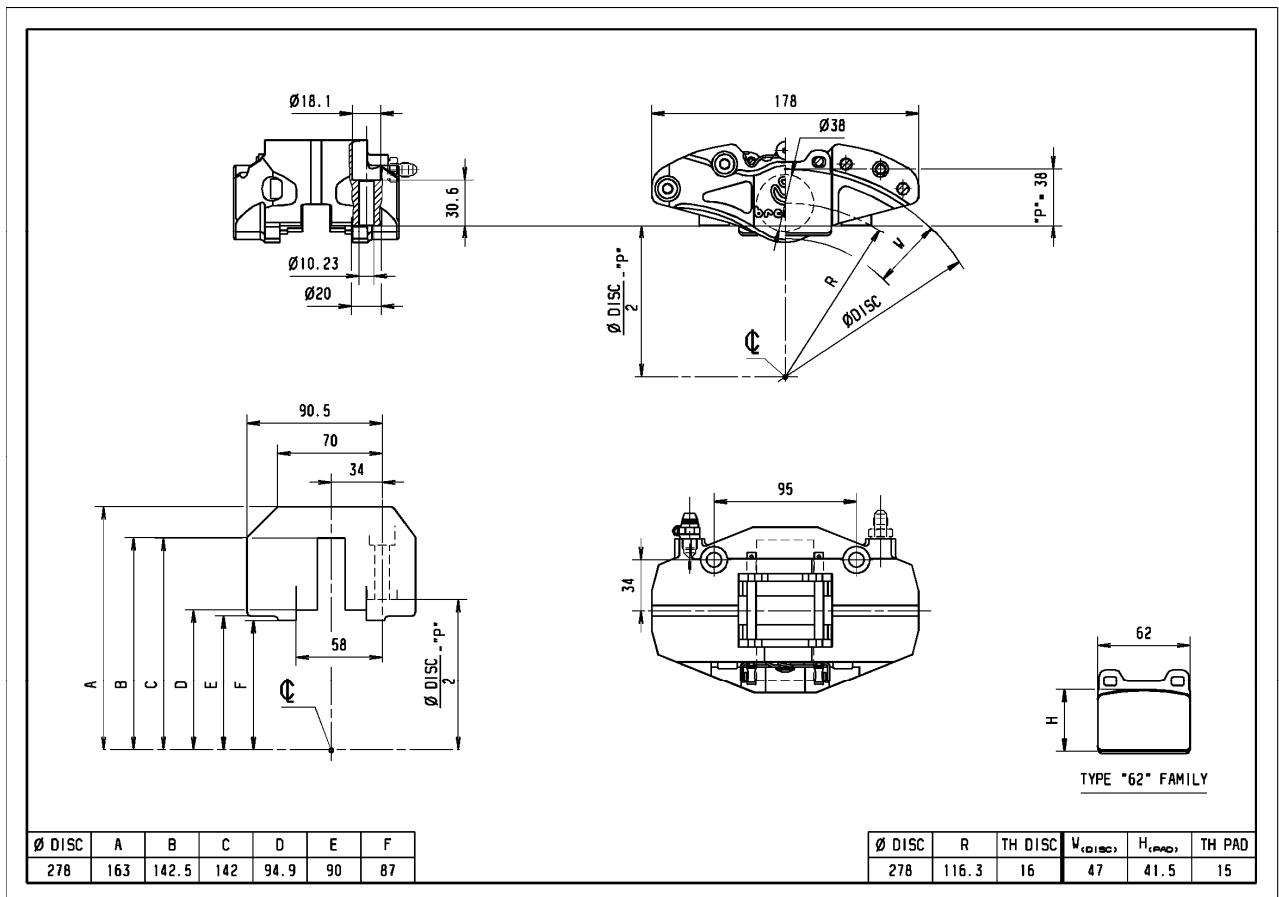
**Leading**

RH **X97.24.10**

LH **X97.24.10**

**TECHNICAL SPECIFICATION**

Piston Size [mm]	<b>38</b>	Piston Area [cm <sup>2</sup> ]	<b>22.68</b>	Mounting Offset [mm]	<b>34</b>
		Pad Area [cm <sup>2</sup> ]	<b>24.8</b>	Mounting Hole Dia. [mm]	<b>10.23</b>
		Pad Thickness [mm]	<b>15</b>	Caliper Body	<b>2 Pieces</b>
		Pad Family	<b>"62"</b>	Caliper Material	<b>Aluminium</b>
		Disc Thickness [mm]	<b>16</b>	Piston Insert	-
		Hydraulic Threads	<b>M10x1</b>	Weight [Kg]	<b>1.30</b>
		Mounting Hole Center [mm]	<b>95</b>	Fluid Capacity	<b>23.81</b>





**P/N X97.24.21**

**2 PISTON CALIPER**



**TYPICAL APPLICATION**

Touring car (Rear)

**MOUNTING INFORMATION**

**Trailing**

RH **X97.24.21**

LH **X97.24.21**

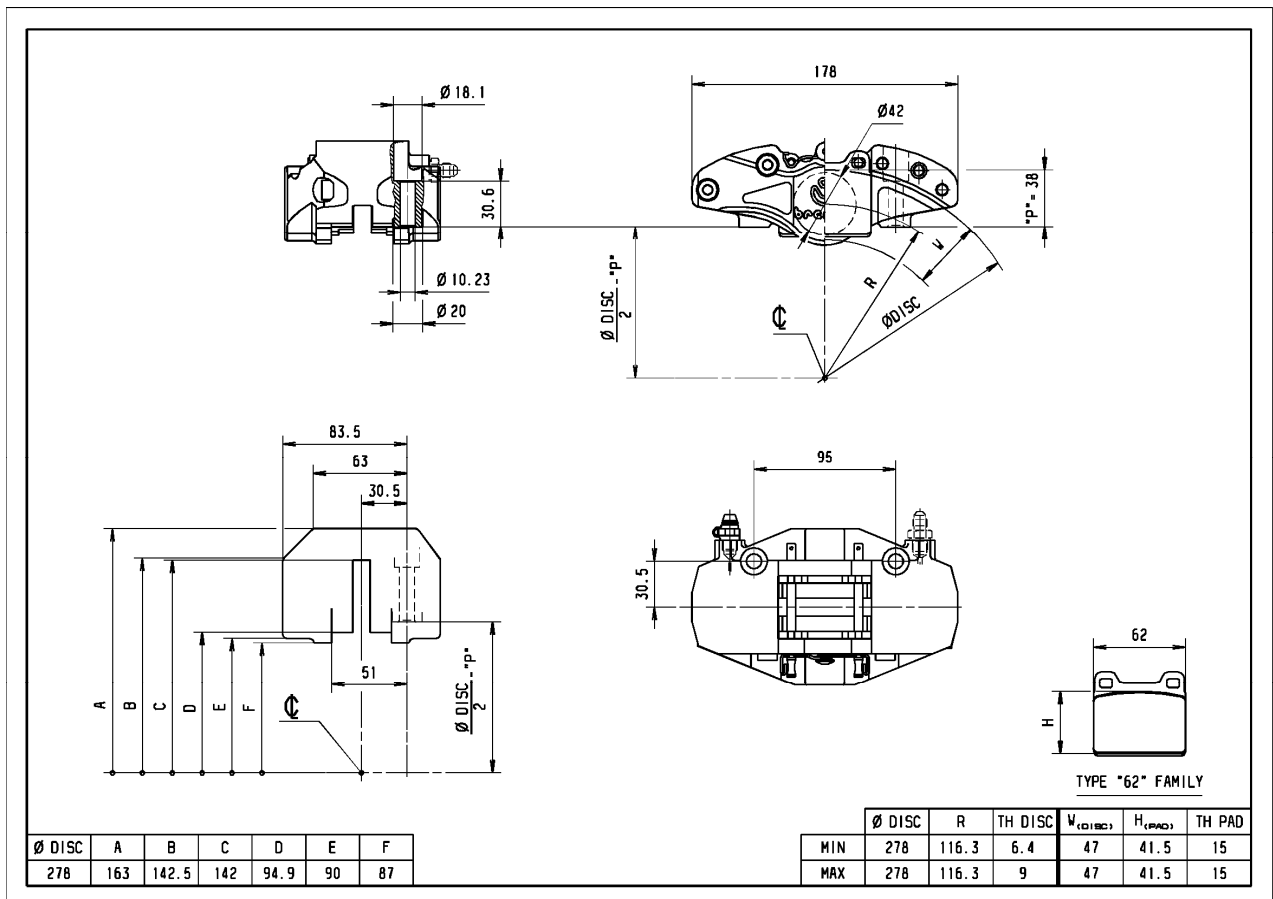
**Leading**

RH **X97.24.21**

LH **X97.24.21**

**TECHNICAL SPECIFICATION**

Piston Size [mm]	<b>42</b>	Piston Area [cm <sup>2</sup> ]	<b>27.70</b>	Mounting Offset [mm]	<b>30.5</b>
		Pad Area [cm <sup>2</sup> ]	<b>24.8</b>	Mounting Hole Dia. [mm]	<b>10.23</b>
		Pad Thickness [mm]	<b>15</b>	Caliper Body	<b>2 Pieces</b>
		Pad Family	<b>"62"</b>	Caliper Material	<b>Aluminium</b>
		Disc Thickness [mm]	<b>6.4 - 9</b>	Piston Insert	-
		Hydraulic Threads	<b>M10x1</b>	Weight [Kg]	<b>1.25</b>
		Mounting Hole Center [mm]	<b>95</b>	Fluid Capacity	<b>29.09</b>





**P/N X97.24.51**

**2 PISTON CALIPER**



**TYPICAL APPLICATION**

Touring car (Rear)

**MOUNTING INFORMATION**

**Trailing**

RH **X97.24.51**

LH **X97.24.51**

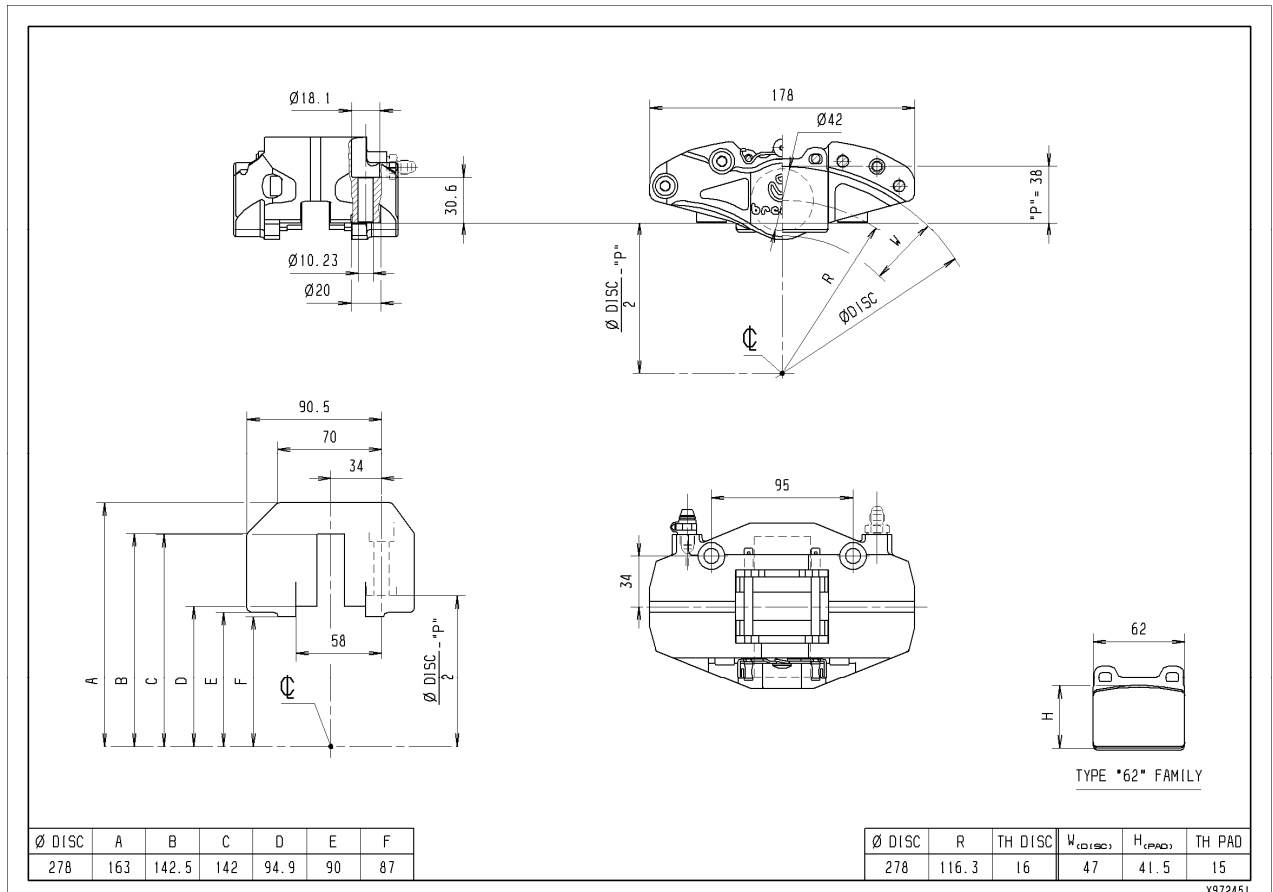
**Leading**

RH **X97.24.51**

LH **X97.24.51**

**TECHNICAL SPECIFICATION**

Piston Size [mm]	<b>42</b>	Piston Area [cm <sup>2</sup> ]	<b>27.70</b>	Mounting Offset [mm]	<b>34</b>
		Pad Area [cm <sup>2</sup> ]	<b>24.8</b>	Mounting Hole Dia. [mm]	<b>10.23</b>
		Pad Thickness [mm]	<b>15</b>	Caliper Body	<b>2 Pieces</b>
		Pad Family	<b>"62"</b>	Caliper Material	<b>Aluminium</b>
		Disc Thickness [mm]	<b>16</b>	Piston Insert	-
		Hydraulic Threads	<b>M10x1</b>	Weight [Kg]	<b>1.25</b>
		Mounting Hole Center [mm]	<b>95</b>	Fluid Capacity	<b>29.09</b>





**P/N X97.24.31**

**2 PISTON CALIPER**



**TYPICAL APPLICATION**

Touring car (Rear)

**MOUNTING INFORMATION**

**Trailing**

RH **X97.24.31**

LH **X97.24.31**

**Leading**

RH **X97.24.31**

LH **X97.24.31**

**TECHNICAL SPECIFICATION**

Piston Size [mm] **44**

Piston Area [cm<sup>2</sup>] **30.41**

Mounting Offset [mm] **30.5**

Pad Area [cm<sup>2</sup>] **24.8**

Mounting Hole Dia. [mm] **10.23**

Pad Thickness [mm] **15**

Caliper Body **2 Pieces**

Pad Family **"62"**

Caliper Material **Aluminium**

Disc Thickness [mm] **6.4 - 9**

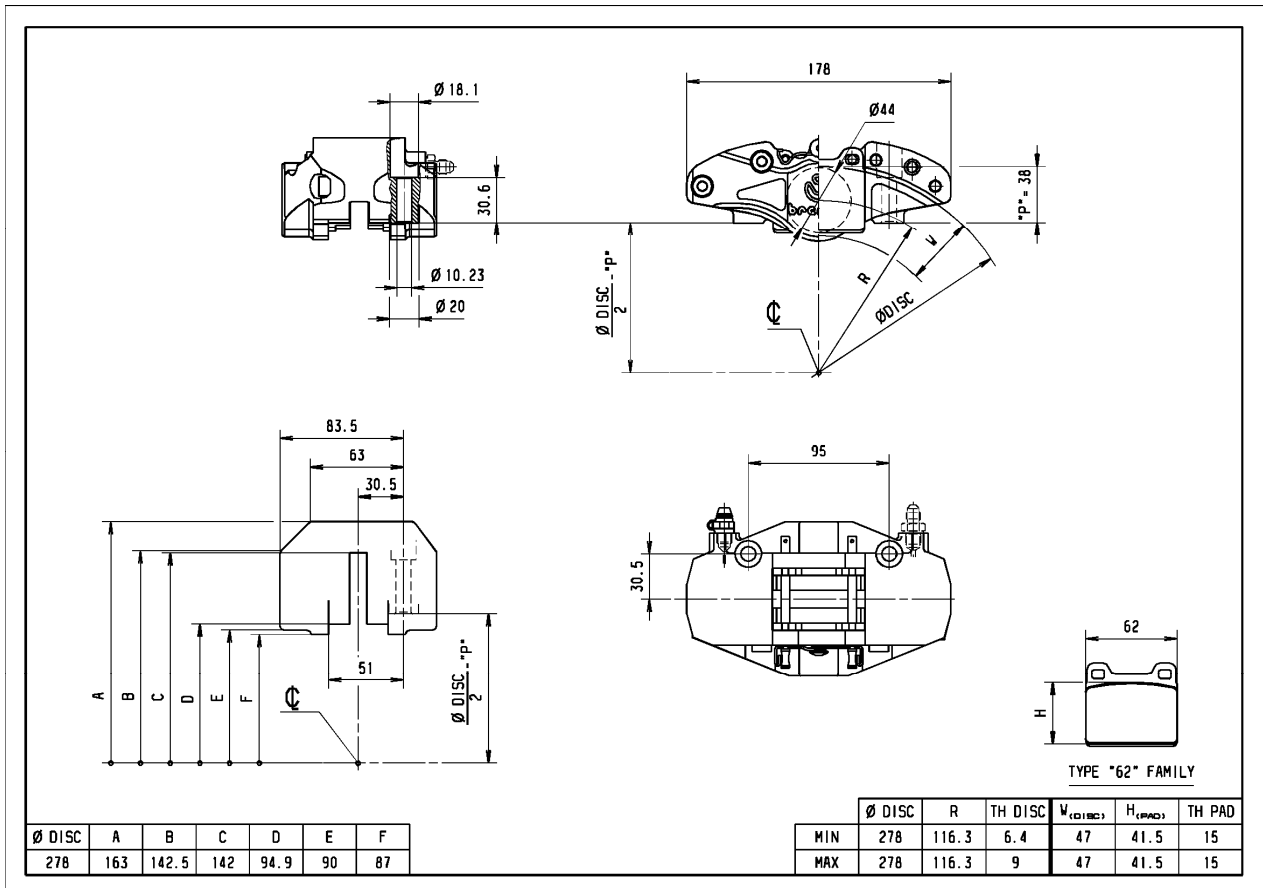
Piston Insert **-**

Hydraulic Threads **M10x1**

Weight [Kg] **1.25**

Mounting Hole Center [mm] **95**

Fluid Capacity **31.93**







**P/N X97.24.61**

**2 PISTON CALIPER**



**TYPICAL APPLICATION**

Touring car (Rear)

**MOUNTING INFORMATION**

**Trailing**

RH **X97.24.61**

LH **X97.24.61**

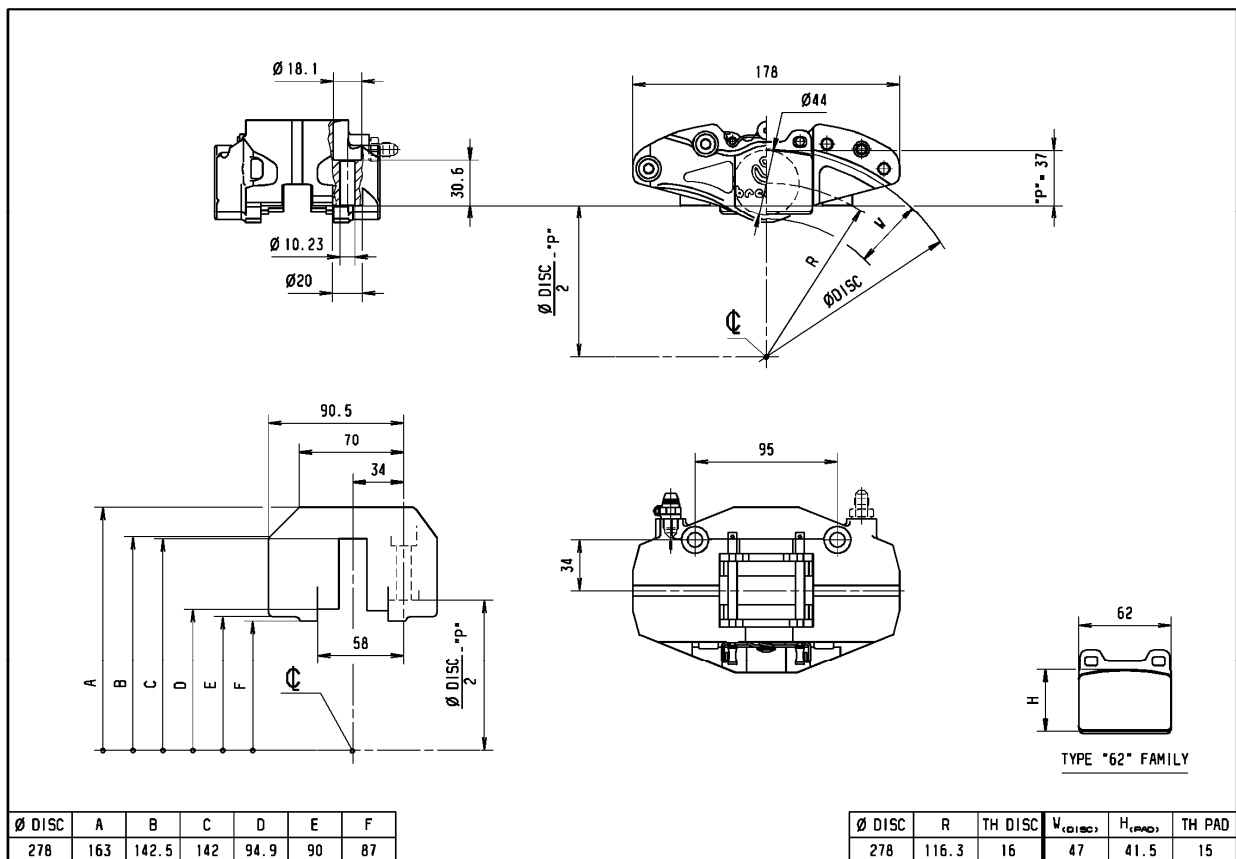
**Leading**

RH **X97.24.61**

LH **X97.24.61**

**TECHNICAL SPECIFICATION**

Piston Size [mm]	<b>44</b>	Piston Area [cm <sup>2</sup> ]	<b>30.41</b>	Mounting Offset [mm]	<b>34</b>
		Pad Area [cm <sup>2</sup> ]	<b>24.8</b>	Mounting Hole Dia. [mm]	<b>10.23</b>
		Pad Thickness [mm]	<b>15</b>	Caliper Body	<b>2 Pieces</b>
		Pad Family	<b>"62"</b>	Caliper Material	<b>Aluminium</b>
		Disc Thickness [mm]	<b>16</b>	Piston Insert	-
		Hydraulic Threads	<b>M10x1</b>	Weight [Kg]	<b>1.25</b>
		Mounting Hole Center [mm]	<b>95</b>	Fluid Capacity	<b>31.93</b>





**P/N XA3.G2.11/14**

**4 PISTON CALIPER**



**TYPICAL APPLICATION**

Rally

**MOUNTING INFORMATION**

**Trailing**

RH **XA3.G2.12**

LH **XA3.G2.11**

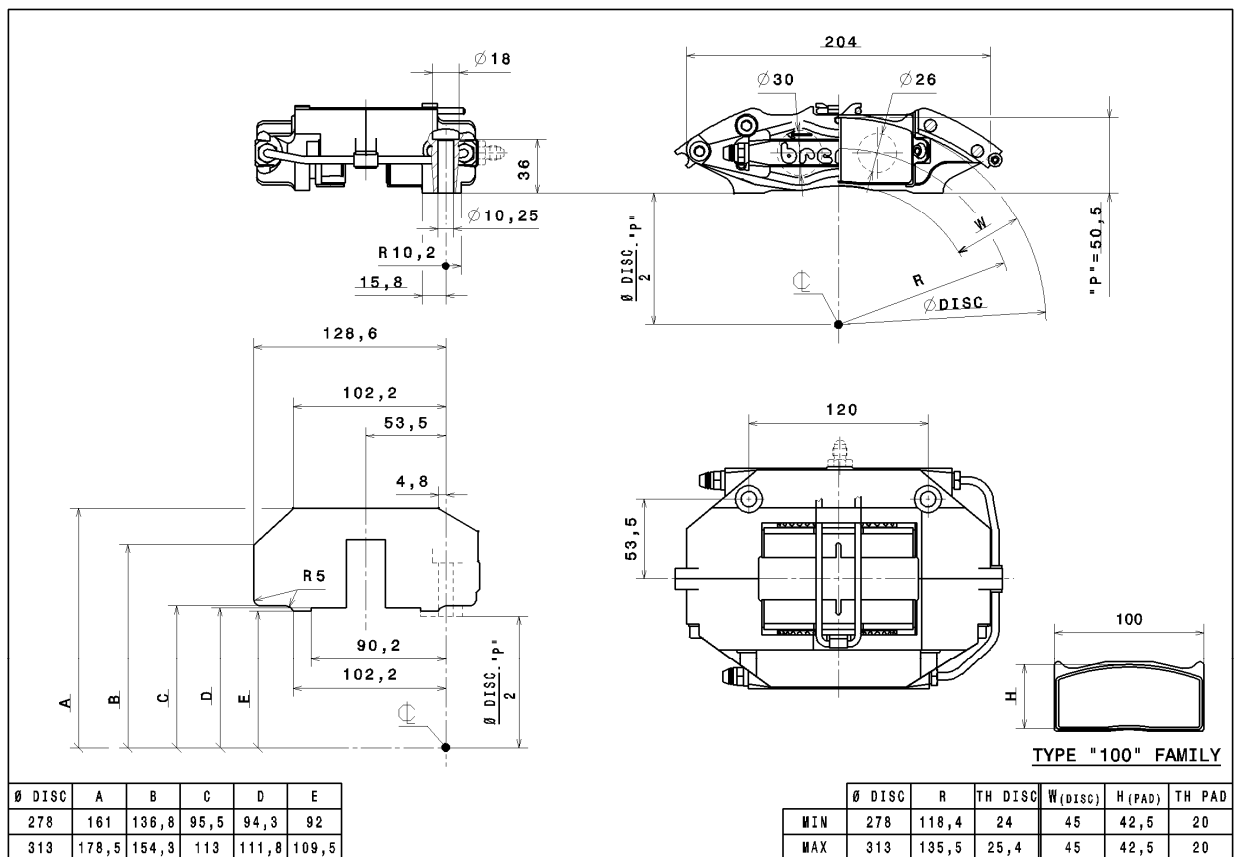
**Leading**

RH **XA3.G2.14**

LH **XA3.G2.13**

**TECHNICAL SPECIFICATION**

Piston Size [mm]	<b>26</b>	Piston Area [cm <sup>2</sup> ]	<b>24.75</b>	Mounting Offset [mm]	<b>53.5</b>
	<b>30</b>	Pad Area [cm <sup>2</sup> ]	<b>38</b>	Mounting Hole Dia. [mm]	<b>10.25</b>
		Pad Thickness [mm]	<b>20</b>	Caliper Body	<b>2 Pieces</b>
		Pad Family	<b>"100"</b>	Caliper Material	<b>Aluminium</b>
		Disc Thickness [mm]	<b>24 - 25.4</b>	Piston Insert	<b>Steel</b>
		Hydraulic Threads	<b>M10x1</b>	Weight [Kg]	
		Mounting Hole Center [mm]	<b>120</b>	Fluid Capacity	<b>50.74</b>



XA3G21114



**P/N XA2.E7.11/14**

**4 PISTON CALIPER**



**TYPICAL APPLICATION**

GT

**MOUNTING INFORMATION**

**Trailing**

RH **XA2.E7.12**

LH **XA2.E7.11**

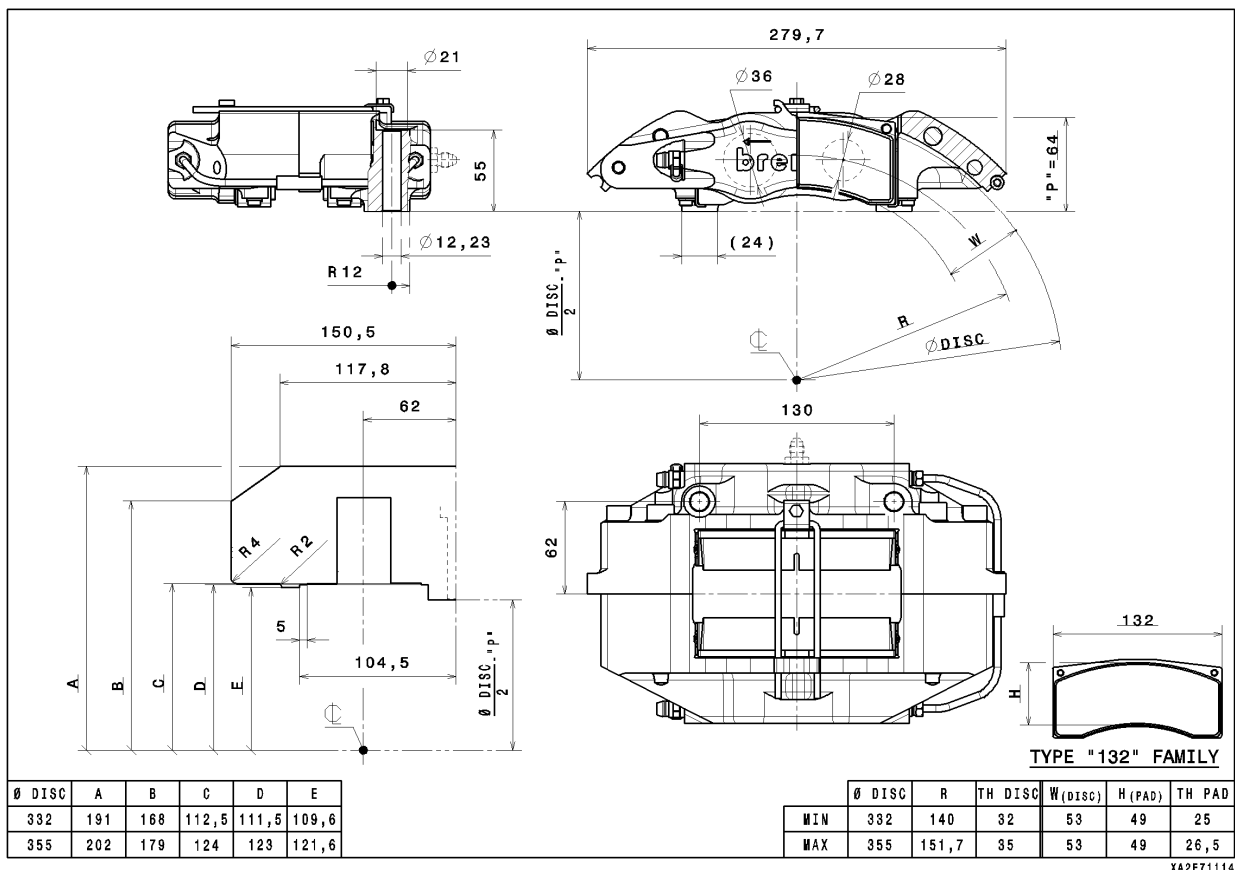
**Leading**

RH **XA2.E7.14**

LH **XA2.E7.13**

**TECHNICAL SPECIFICATION**

Piston Size [mm]	<b>28</b>	Piston Area [cm <sup>2</sup> ]	<b>32.67</b>	Mounting Offset [mm]	<b>62</b>
	<b>36</b>	Pad Area [cm <sup>2</sup> ]	<b>63</b>	Mounting Hole Dia. [mm]	<b>12.23</b>
		Pad Thickness [mm]	<b>25 - 26.5</b>	Caliper Body	<b>2 Pieces</b>
		Pad Family	<b>"132"</b>	Caliper Material	<b>Aluminium</b>
		Disc Thickness [mm]	<b>32 - 35</b>	Piston Insert	<b>-</b>
		Hydraulic Threads	<b>M10x1</b>	Weight [Kg]	<b>2.95</b>
		Mounting Hole Center [mm]	<b>130</b>	Fluid Capacity	<b>66.97</b>





**P/N XA6.H7.11/14**

**4 PISTON CALIPER**

PICTURE  
NOT  
AVAILABLE

**TYPICAL APPLICATION**

Grand AM

**MOUNTING INFORMATION**

**Trailing**

RH **XA6.H7.12**

LH **XA6.H7.11**

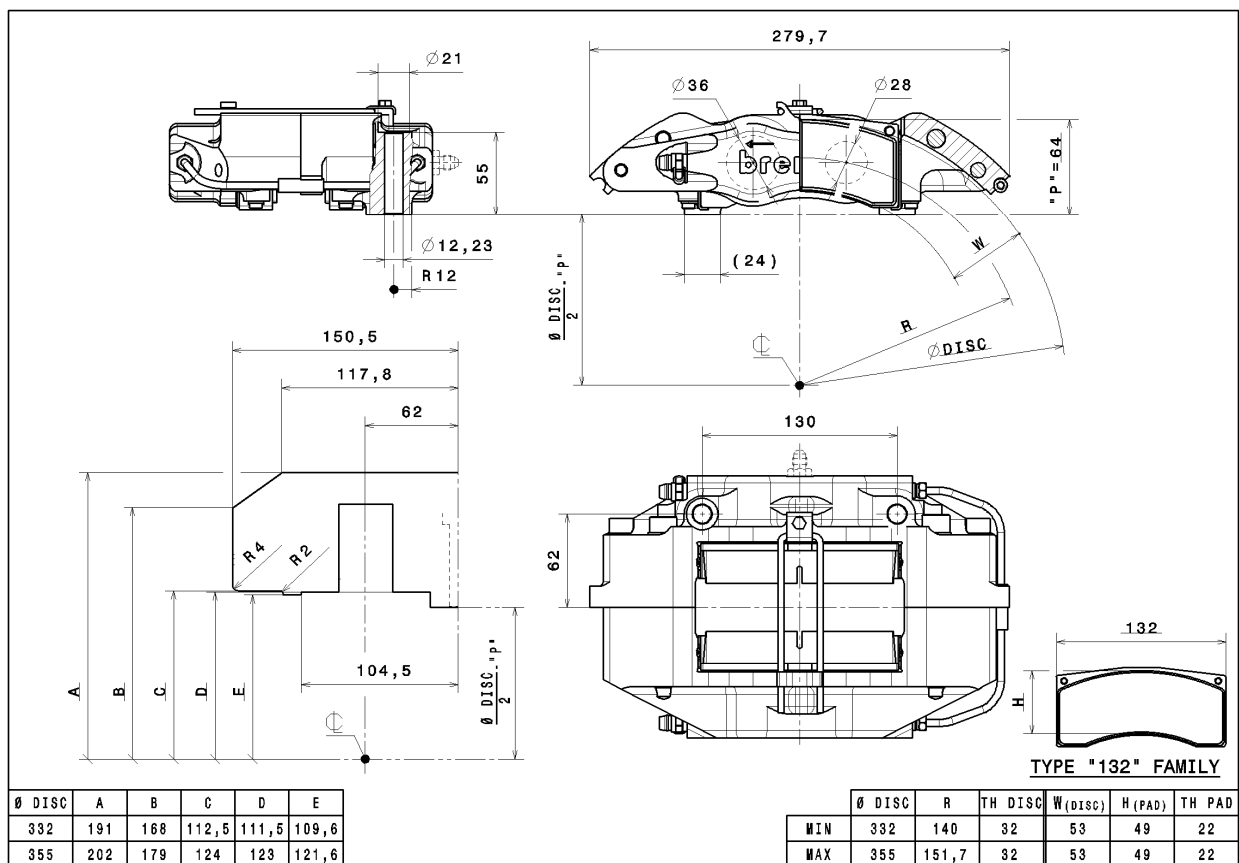
**Leading**

RH **XA6.H7.14**

LH **XA6.H7.13**

**TECHNICAL SPECIFICATION**

Piston Size [mm]	<b>28</b>	Piston Area [cm <sup>2</sup> ]	<b>32.67</b>	Mounting Offset [mm]	<b>62</b>
	<b>36</b>	Pad Area [cm <sup>2</sup> ]	<b>63</b>	Mounting Hole Dia. [mm]	<b>12.23</b>
		Pad Thickness [mm]	<b>22</b>	Caliper Body	<b>2 Pieces</b>
		Pad Family	<b>"132"</b>	Caliper Material	<b>Aluminium</b>
		Disc Thickness [mm]	<b>32</b>	Piston Insert	<b>Steel</b>
		Hydraulic Threads	<b>M10x1</b>	Weight [Kg]	
		Mounting Hole Center [mm]	<b>130</b>	Fluid Capacity	<b>57.17</b>



XA6H71114



**P/N X98.A8.41/44**

**4 PISTON CALIPER**

PICTURE  
NOT  
AVAILABLE

**TYPICAL APPLICATION**

GT

**MOUNTING INFORMATION**

**Trailing**

RH **X98.A8.42**

LH **X98.A8.41**

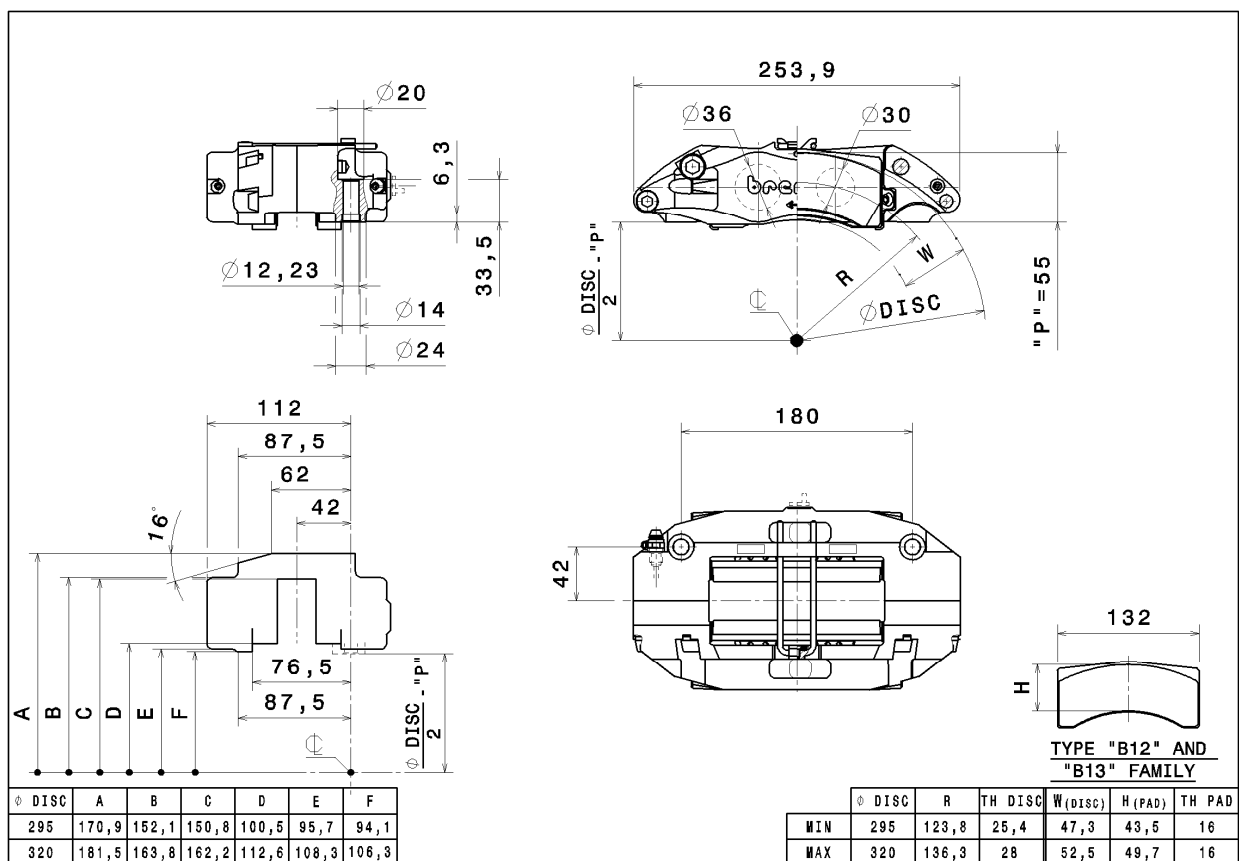
**Leading**

RH **X98.A8.44**

LH **X98.A8.43**

**TECHNICAL SPECIFICATION**

Piston Size [mm]	<b>30</b>	Piston Area [cm <sup>2</sup> ]	<b>34.49</b>	Mounting Offset [mm]	<b>42</b>
	<b>36</b>	Pad Area [cm <sup>2</sup> ]	<b>62</b>	Mounting Hole Dia. [mm]	<b>12.28</b>
		Pad Thickness [mm]	<b>16</b>	Caliper Body	<b>2 Pieces</b>
		Pad Family	<b>"B13"</b>	Caliper Material	<b>Aluminium</b>
		Disc Thickness [mm]	<b>28</b>	Piston Insert	<b>Titanium</b>
		Hydraulic Threads	<b>M10x1</b>	Weight [Kg]	<b>2.20</b>
		Mounting Hole Center [mm]	<b>180</b>	Fluid Capacity	<b>39.67</b>



X98A84144





**P/N XA6.S0.01/04**

**4 PISTON CALIPER**



**TYPICAL APPLICATION**

F3

**MOUNTING INFORMATION**

**Trailing**

RH **XA6.S0.02**

LH **XA6.S0.01**

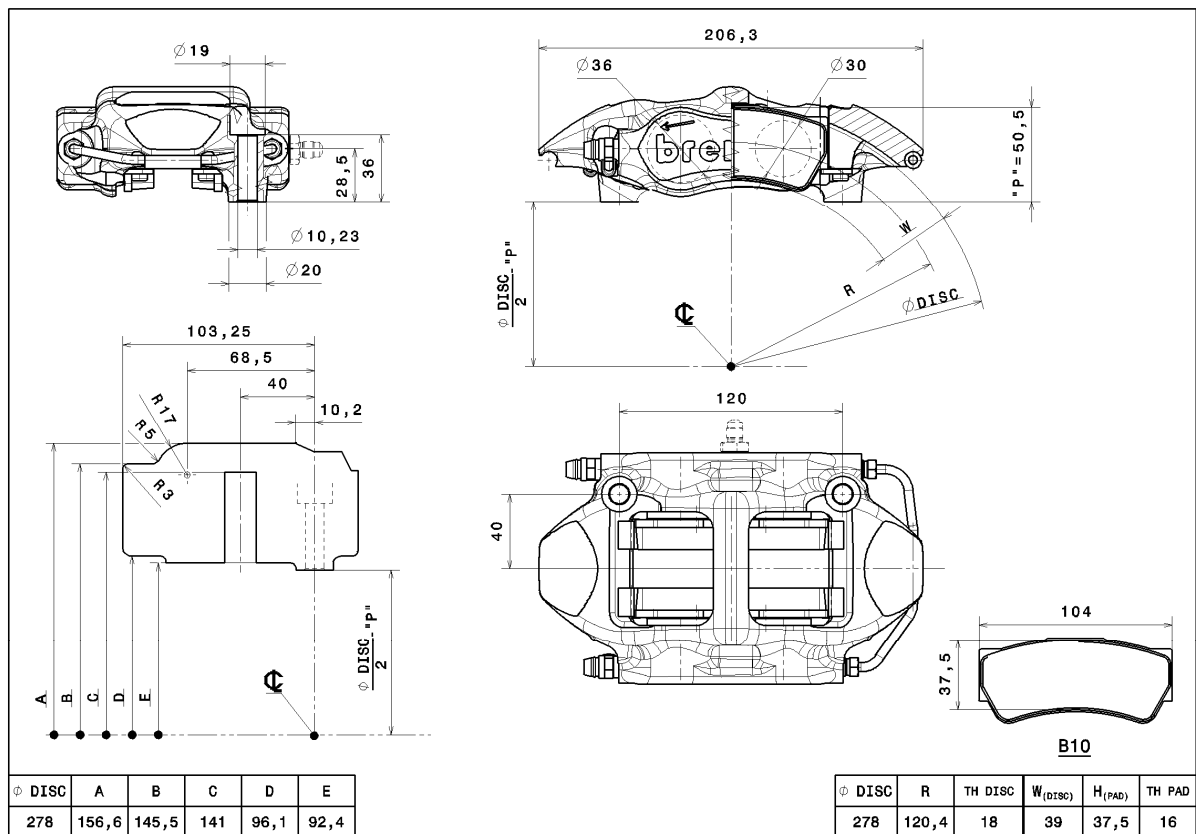
**Leading**

RH **XA6.S0.04**

LH **XA6.S0.03**

**TECHNICAL SPECIFICATION**

Piston Size [mm]	<b>30</b>	Piston Area [cm <sup>2</sup> ]	<b>34,49</b>	Mounting Offset [mm]	<b>40</b>
	<b>36</b>	Pad Area [cm <sup>2</sup> ]	<b>36,3</b>	Mounting Hole Dia. [mm]	<b>10,23</b>
		Pad Thickness [mm]	<b>16</b>	Caliper Body	<b>Monobloc</b>
		Pad Family	<b>"B10"</b>	Caliper Material	<b>Aluminium</b>
		Disc Thickness [mm]	<b>16</b>	Piston Insert	-
		Hydraulic Threads	<b>M10x1</b>	Weight [Kg]	<b>1,21</b>
		Mounting Hole Center [mm]	<b>120</b>	Fluid Capacity	



XA6S00104



**P/N XA7.G0.11/12**

**4 PISTON CALIPER**



**TYPICAL APPLICATION**

Rally

**MOUNTING INFORMATION**

**Trailing**

RH **XA7.G0.11**

LH **XA7.G0.12**

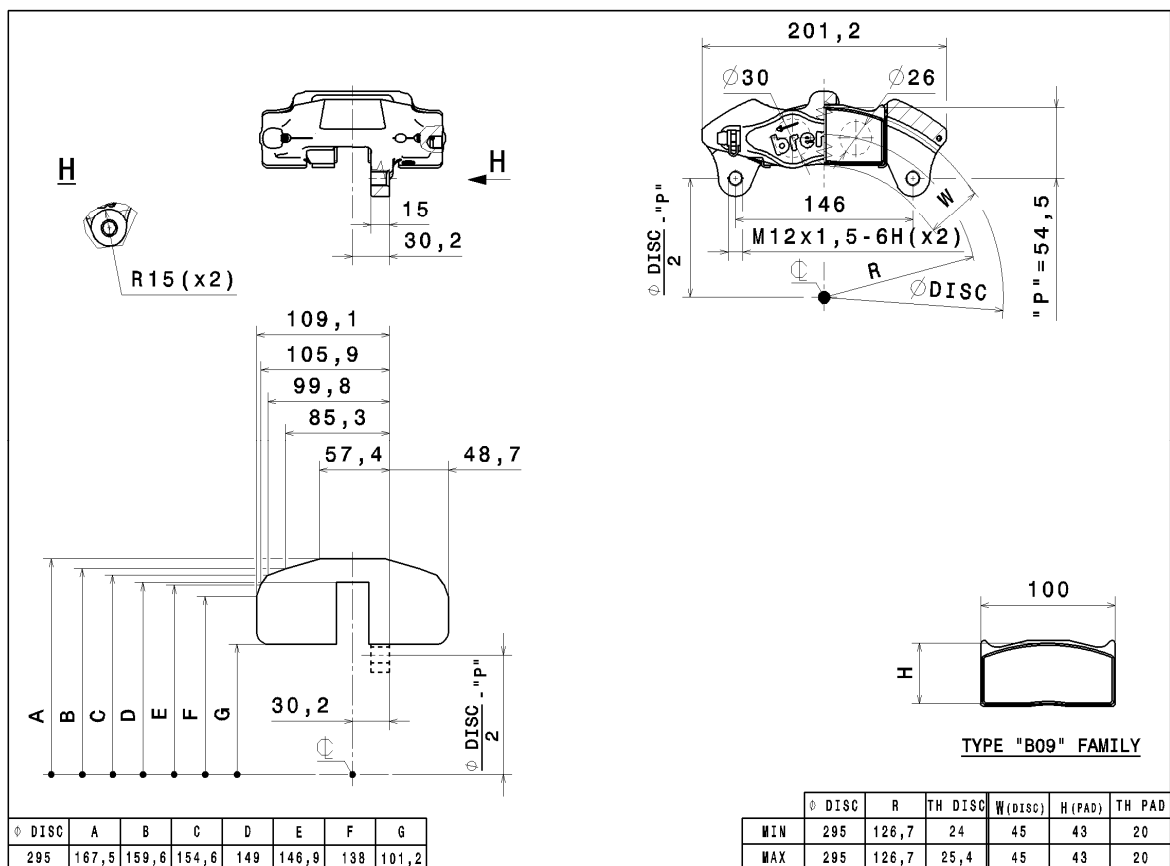
**Leading**

RH

LH

**TECHNICAL SPECIFICATION**

Piston Size [mm]	<b>26</b>	Piston Area [cm <sup>2</sup> ]	<b>24.75</b>	Mounting Offset [mm]	<b>30,2</b>
	<b>30</b>	Pad Area [cm <sup>2</sup> ]	<b>38</b>	Mounting Hole Dia. [mm]	<b>M12x1,5</b>
		Pad Thickness [mm]	<b>20</b>	Caliper Body	<b>Monobloc</b>
		Pad Family	<b>"B09"</b>	Caliper Material	<b>Aluminium</b>
		Disc Thickness [mm]	<b>24 - 25,4</b>	Piston Insert	<b>Steel</b>
		Hydraulic Threads	<b>M10x1</b>	Weight [Kg]	
		Mounting Hole Center [mm]	<b>146 axial</b>	Fluid Capacity	



XA7G01112



**P/N XA4.67.51/54**

**4 PISTON CALIPER**



**TYPICAL APPLICATION**

World Series

**MOUNTING INFORMATION**

**Trailing**

RH **XA4.67.52**

LH **XA4.67.51**

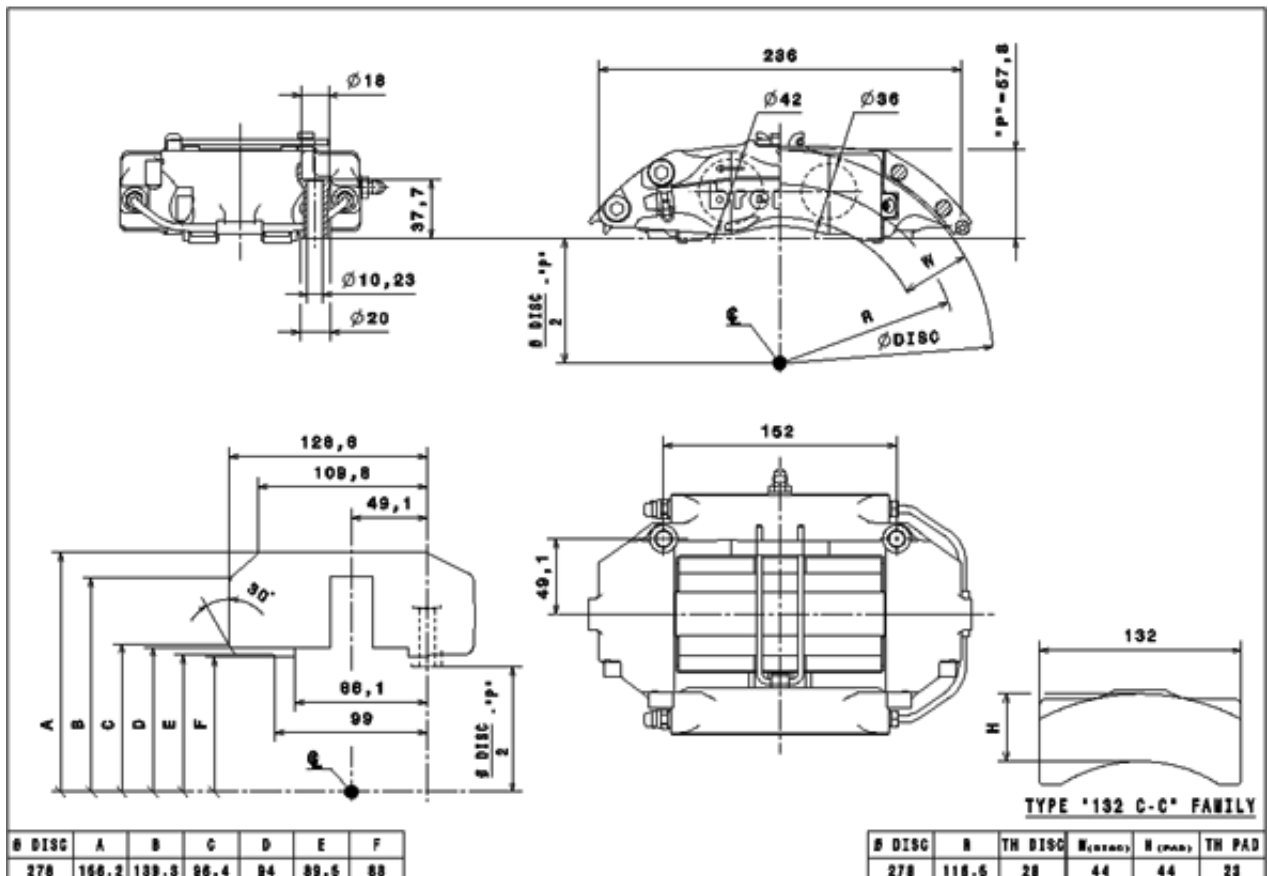
**Leading**

RH **XA4.67.54**

LH **XA4.67.53**

**TECHNICAL SPECIFICATION**

Piston Size [mm]	<b>36</b>	Piston Area [cm <sup>2</sup> ]	<b>48.06</b>	Mounting Offset [mm]	<b>49</b>
	<b>42</b>	Pad Area [cm <sup>2</sup> ]	<b>55</b>	Mounting Hole Dia. [mm]	<b>12.23</b>
		Pad Thickness [mm]	<b>23</b>	Caliper Body	<b>Monobloc</b>
		Pad Family	<b>"132-H43"</b>	Caliper Material	<b>Aluminium</b>
		Disc Thickness [mm]	<b>28</b>	Piston Insert	-
		Hydraulic Threads	<b>M10x1</b>	Weight [Kg]	
		Mounting Hole Center [mm]	<b>152</b>	Fluid Capacity	<b>132.1</b>





**P/N XA2.E7.01/04**

**4 PISTON CALIPER**



**TYPICAL APPLICATION**

GT

**MOUNTING INFORMATION**

**Trailing**

RH **XA2.E7.02**

LH **XA2.E7.01**

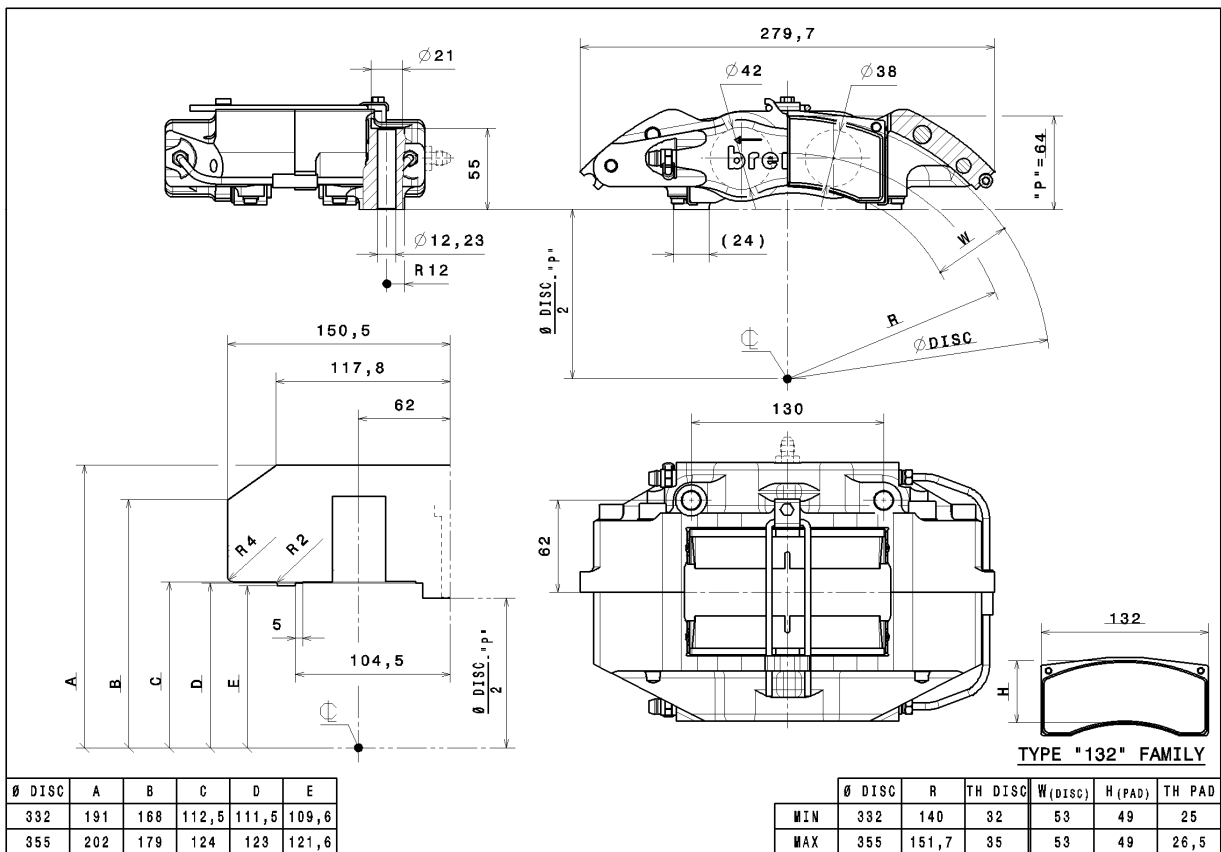
**Leading**

RH **XA2.E7.04**

LH **XA2.E7.03**

**TECHNICAL SPECIFICATION**

Piston Size [mm]	<b>38</b>	Piston Area [cm <sup>2</sup> ]	<b>50.39</b>	Mounting Offset [mm]	<b>62</b>
	<b>42</b>	Pad Area [cm <sup>2</sup> ]	<b>63</b>	Mounting Hole Dia. [mm]	<b>12.23</b>
		Pad Thickness [mm]	<b>25 - 26.5</b>	Caliper Body	<b>2 Pieces</b>
		Pad Family	<b>"132"</b>	Caliper Material	<b>Aluminium</b>
		Disc Thickness [mm]	<b>32 - 35</b>	Piston Insert	<b>-</b>
		Hydraulic Threads	<b>M10x1</b>	Weight [Kg]	<b>2.95</b>
		Mounting Hole Center [mm]	<b>130</b>	Fluid Capacity	<b>103.3</b>



XA2E70104



**P/N XA4.C6.11/14**

**4 PISTON CALIPER**



**TYPICAL APPLICATION**

Nascar

**MOUNTING INFORMATION**

**Trailing**

RH **XA4.C6.12**

LH **XA4.C6.11**

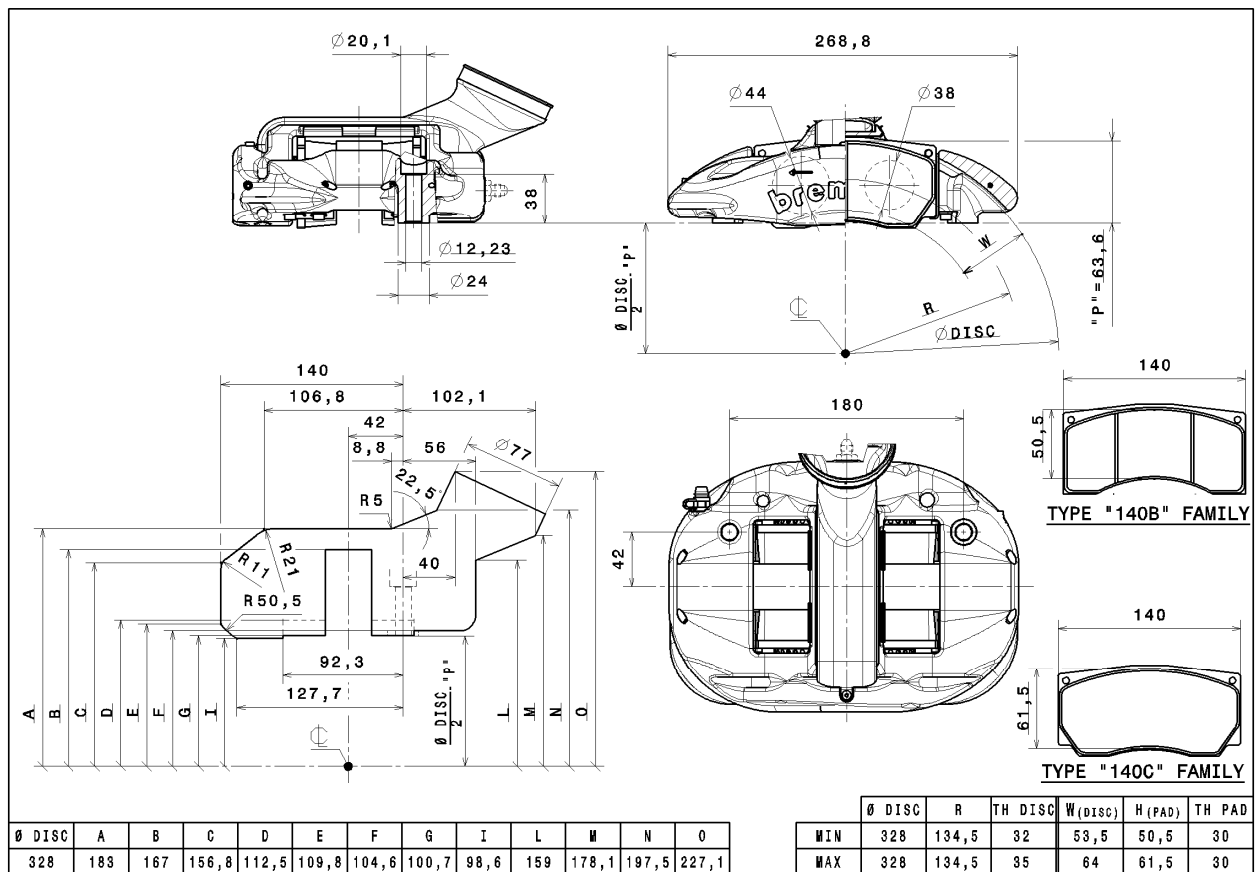
**Leading**


RH **XA4.C6.14**

LH **XA4.C6.13**

**TECHNICAL SPECIFICATION**

Piston Size [mm]	<b>38</b>	Piston Area [cm <sup>2</sup> ]	<b>53.09</b>	Mounting Offset [mm]	<b>42</b>
	<b>44</b>	Pad Area [cm <sup>2</sup> ]	<b>65</b>	Mounting Hole Dia. [mm]	<b>12.23</b>
		Pad Thickness [mm]	<b>30</b>	Caliper Body	<b>Monobloc</b>
		Pad Family	<b>"140B";"140C"</b>	Caliper Material	<b>Aluminium</b>
		Disc Thickness [mm]	<b>32 - 35</b>	Piston Insert	
		Hydraulic Threads	<b>M10x1</b>	Weight [Kg]	<b>2.81</b>
		Mounting Hole Center [mm]	<b>180</b>	Fluid Capacity	<b>161.9</b>





**P/N XA4.D3.01/04**

**4 PISTON CALIPER**



**TYPICAL APPLICATION**

Nascar

**MOUNTING INFORMATION**

**Trailing**

RH **XA4.D3.02**

LH **XA4.D3.01**

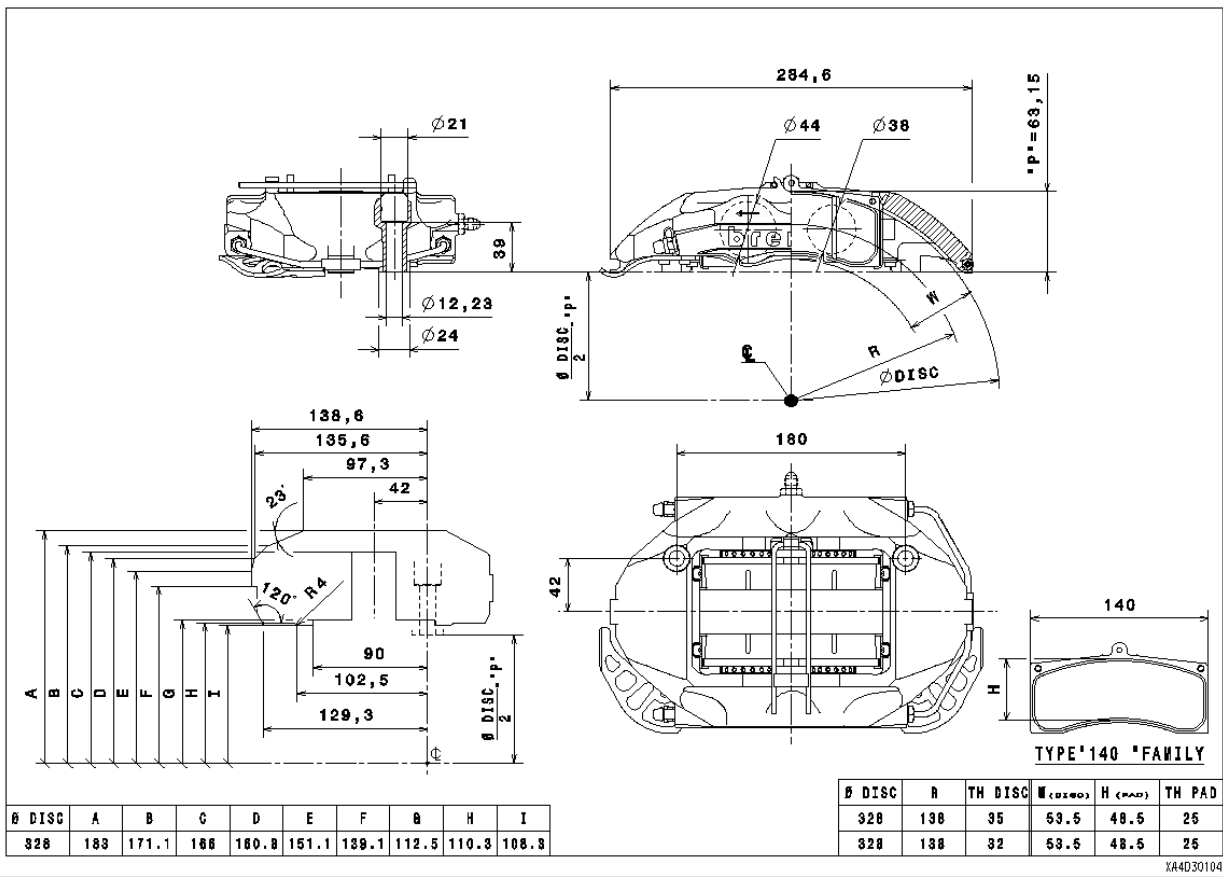
**Leading**

RH **XA4.D3.04**

LH **XA4.D3.03**

**TECHNICAL SPECIFICATION**

Piston Size [mm]	<b>38</b>	Piston Area [cm <sup>2</sup> ]	<b>53.09</b>	Mounting Offset [mm]	<b>42</b>
	<b>44</b>	Pad Area [cm <sup>2</sup> ]	<b>66.5</b>	Mounting Hole Dia. [mm]	<b>12.23</b>
		Pad Thickness [mm]	<b>25</b>	Caliper Body	<b>Monobloc</b>
		Pad Family	<b>"140"</b>	Caliper Material	<b>Aluminium</b>
		Disc Thickness [mm]	<b>32 - 35</b>	Piston Insert	
		Hydraulic Threads	<b>M10x1</b>	Weight [Kg]	
		Mounting Hole Center [mm]	<b>180</b>	Fluid Capacity	<b>135.3</b>







**P/N XA5.09.01/04**

**4 PISTON CALIPER**



**TYPICAL APPLICATION**

Rally & WTCC

**MOUNTING INFORMATION**

**Trailing**

RH **XA5.09.02**

LH **XA5.09.01**

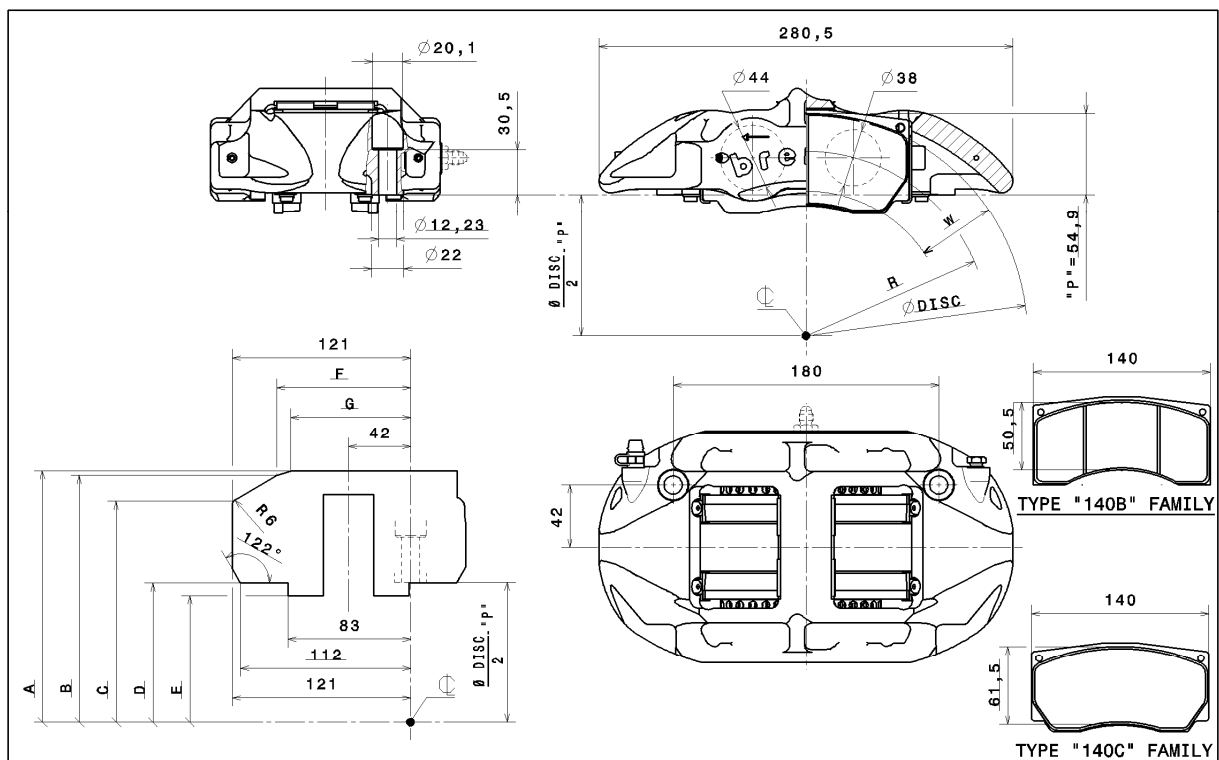
**Leading**

RH **XA5.09.04**

LH **XA5.09.03**

**TECHNICAL SPECIFICATION**

Piston Size [mm]	<b>38</b>	Piston Area [cm <sup>2</sup> ]	<b>53.09</b>	Mounting Offset [mm]	<b>42</b>
	<b>44</b>	Pad Area [cm <sup>2</sup> ]	<b>60.9</b>	Mounting Hole Dia. [mm]	<b>12.23</b>
		Pad Thickness [mm]	<b>17.5</b>	Caliper Body	<b>Monobloc</b>
		Pad Family	<b>"140B";"140C"</b>	Caliper Material	<b>Aluminium</b>
		Disc Thickness [mm]	<b>28 - 32</b>	Piston Insert	<b>-</b>
		Hydraulic Threads	<b>M10x1</b>	Weight [Kg]	<b>2.47</b>
		Mounting Hole Center [mm]	<b>180</b>	Fluid Capacity	<b>95.56</b>



Ø DISC	A	B	C	D	E	F	G
300	177,5	167,6	154	95,1	86,4	91,7	60,9
355	197,5	194,5	177	121,8	113,3	90,7	81,3

	Ø DISC	R	TH DISC	W(DISC)	H(PAD)	TH PAD
MIN	300	124,5	28	52,5	50,5	17,5
MAX	355	151,2	32	64	61,5	17,5

XA5090104



**P/N XA5.90.01/04**

**4 PISTON CALIPER**



**TYPICAL APPLICATION**

Nascar

**MOUNTING INFORMATION**

**Trailing**

RH **XA5.90.02**

LH **XA5.90.01**

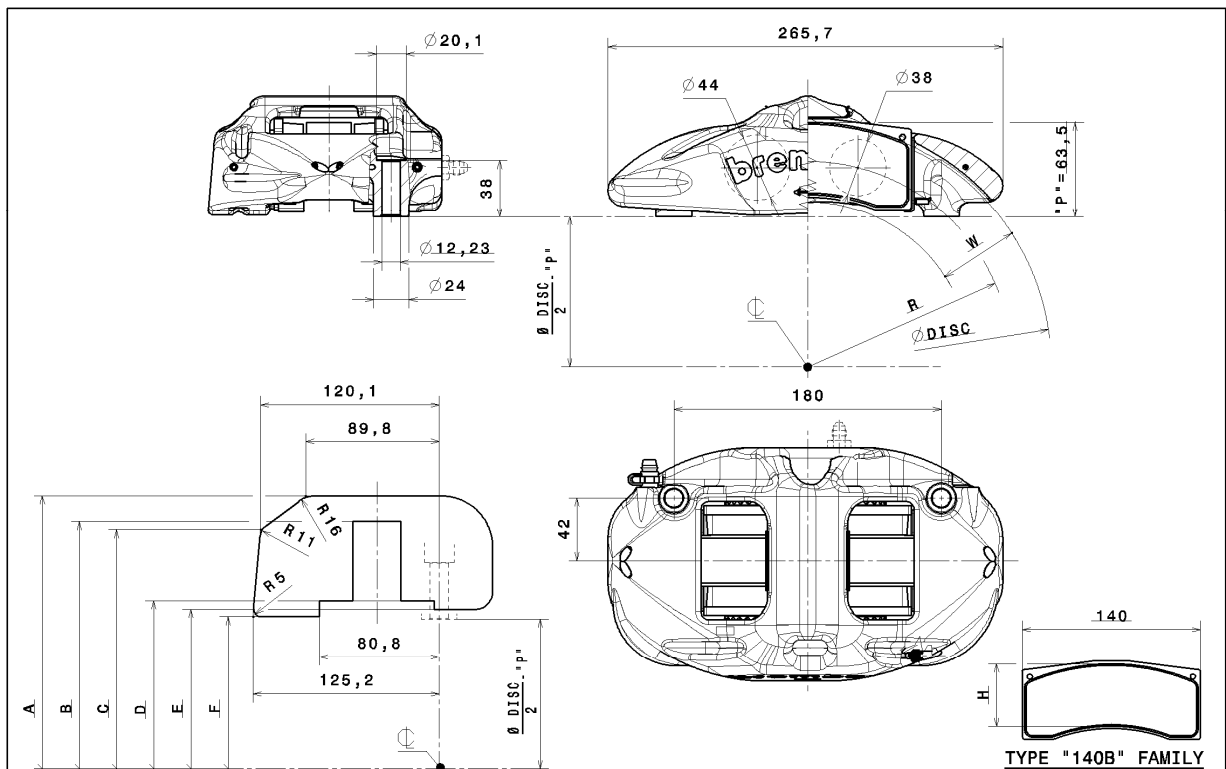
**Leading**

RH **XA5.90.04**

LH **XA5.90.03**

**TECHNICAL SPECIFICATION**

Piston Size [mm]	<b>38</b>	Piston Area [cm <sup>2</sup> ]	<b>53.09</b>	Mounting Offset [mm]	<b>42</b>
	<b>44</b>	Pad Area [cm <sup>2</sup> ]	<b>65</b>	Mounting Hole Dia. [mm]	<b>12.23</b>
		Pad Thickness [mm]	<b>20</b>	Caliper Body	<b>Monobloc</b>
		Pad Family	<b>"140B"</b>	Caliper Material	<b>Aluminium</b>
		Disc Thickness [mm]	<b>28 - 32</b>	Piston Insert	
		Hydraulic Threads	<b>M10x1</b>	Weight [Kg]	<b>2.40</b>
		Mounting Hole Center [mm]	<b>180</b>	Fluid Capacity	<b>108.8</b>



TYPE "140B" FAMILY

$\varnothing \text{DISC}$	A	B	C	D	E	F
328	183,2	166	160,5	112,7	107,2	102,1

	$\varnothing \text{DISC}$	R	TH DISC	W(DISC)	H(PAD)	TH PAD
MIN	328	138	28	53,5	50,5	20
MAX	328	138	32	53,5	50,5	20

XA5900104



**P/N XA5.T0.01/04**

**4 PISTON CALIPER**



**TYPICAL APPLICATION**

Rally

**MOUNTING INFORMATION**

**Trailing**

RH **XA5.T0.02**

LH **XA5.T0.01**

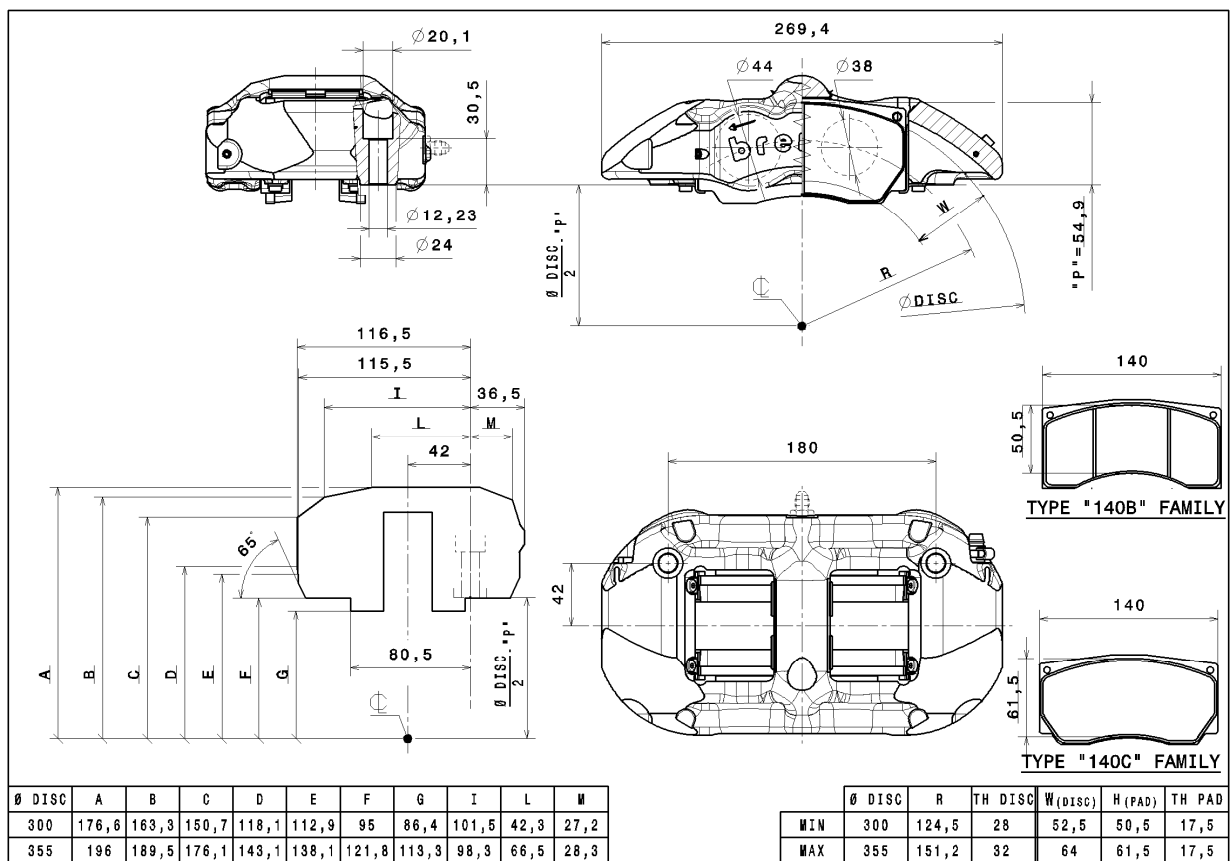
**Leading**

RH **XA5.T0.04**

LH **XA5.T0.03**

**TECHNICAL SPECIFICATION**

Piston Size [mm]	<b>38</b>	Piston Area [cm <sup>2</sup> ]	<b>53.09</b>	Mounting Offset [mm]	<b>42</b>
	<b>44</b>	Pad Area [cm <sup>2</sup> ]	<b>60.9</b>	Mounting Hole Dia. [mm]	<b>12.23</b>
		Pad Thickness [mm]	<b>17.5</b>	Caliper Body	<b>Monobloc</b>
		Pad Family	<b>"140B";"140C"</b>	Caliper Material	<b>Aluminium</b>
		Disc Thickness [mm]	<b>28 - 32</b>	Piston Insert	<b>Steel</b>
		Hydraulic Threads	<b>M10x1</b>	Weight [Kg]	<b>2.66</b>
		Mounting Hole Center [mm]	<b>180</b>	Fluid Capacity	<b>95.56</b>



XA5T00104



**P/N XA4.10.01/04**

**4 PISTON F3 CALIPER**



**TYPICAL APPLICATION**

F3

**MOUNTING INFORMATION**

**Trailing**

RH **XA4.10.02**

LH **XA4.10.01**

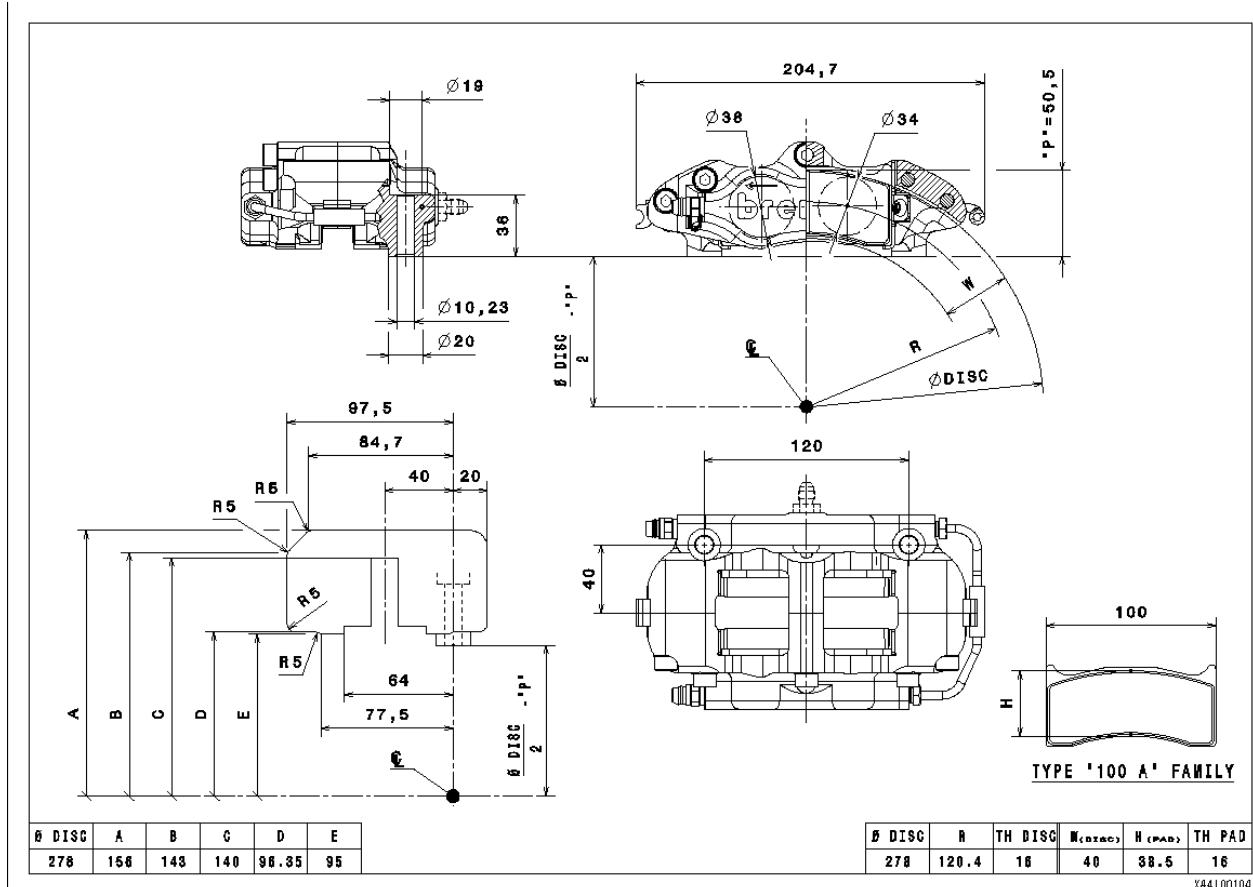
**Leading**

RH **XA4.10.04**

LH **XA4.10.03**

**TECHNICAL SPECIFICATION**

Piston Size [mm]	<b>34</b>	Piston Area [cm <sup>2</sup> ]	<b>40.84</b>	Mounting Offset [mm]	<b>40</b>
	<b>38</b>	Pad Area [cm <sup>2</sup> ]	<b>36.5</b>	Mounting Hole Dia. [mm]	<b>10</b>
		Pad Thickness [mm]	<b>16</b>	Caliper Body	<b>2 pieces</b>
		Pad Family	<b>"100-H38.5"</b>	Caliper Material	<b>Aluminium</b>
		Disc Thickness [mm]	<b>16</b>	Piston Insert	<b>-</b>
		Hydraulic Threads	<b>M10x1</b>	Weight [Kg]	<b>1.30</b>
		Mounting Hole Center [mm]	<b>120</b>	Fluid Capacity	<b>51.05</b>





**P/N XA1.37.11/14**

**4 PISTON F3000 CALIPER**



**TYPICAL APPLICATION**

F3000

**MOUNTING INFORMATION**

**Trailing**

RH **XA1.37.12**

LH **XA1.37.11**

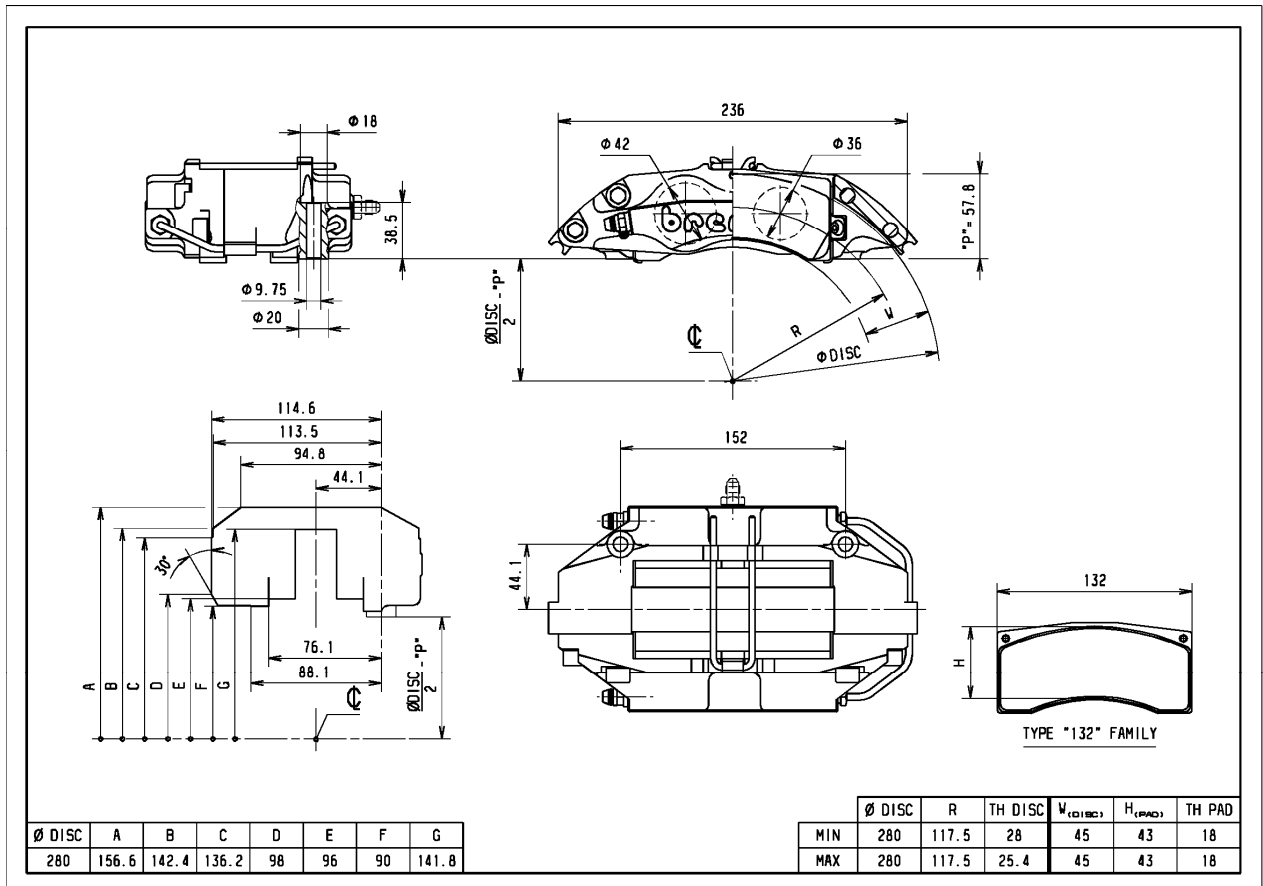
**Leading**

RH **XA1.37.14**

LH **XA1.37.13**

**TECHNICAL SPECIFICATION**

Piston Size [mm]	<b>36</b>	Piston Area [cm <sup>2</sup> ]	<b>48.06</b>	Mounting Offset [mm]	<b>44.1</b>
	<b>42</b>	Pad Area [cm <sup>2</sup> ]	<b>55</b>	Mounting Hole Dia. [mm]	<b>9.75</b>
		Pad Thickness [mm]	<b>18</b>	Caliper Body	<b>2 pieces</b>
		Pad Family	<b>"132"</b>	Caliper Material	<b>Aluminium</b>
		Disc Thickness [mm]	<b>28</b>	Piston Insert	<b>-</b>
		Hydraulic Threads	<b>M10x1</b>	Weight [Kg]	<b>1.86</b>
		Mounting Hole Center [mm]	<b>152</b>	Fluid Capacity	<b>64.88</b>





**P/N 20.8271.10/40**

**4 PISTON GT CALIPER**



**TYPICAL APPLICATION**

Grand Touring

**MOUNTING INFORMATION**

**Trailing**

RH **20.8271.20**

LH **20.8271.10**

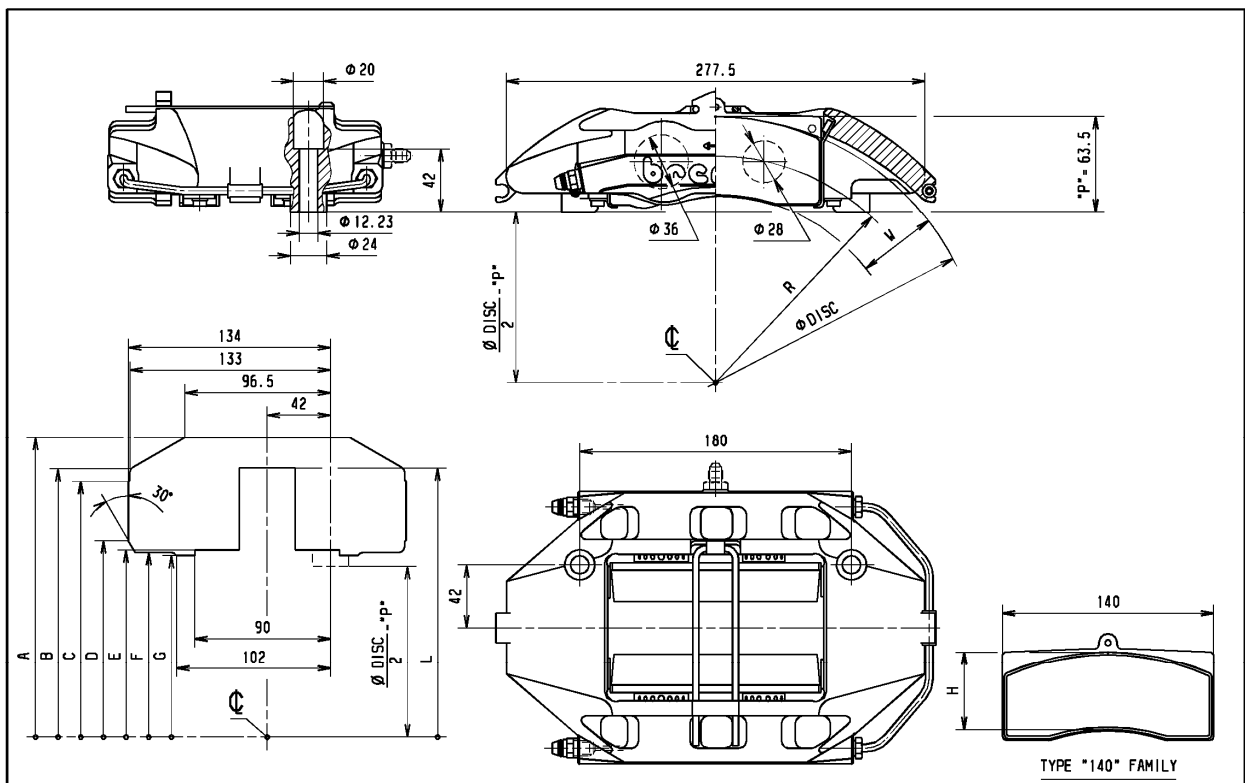
**Leading**

RH **20.8271.40**

LH **20.8271.30**

**TECHNICAL SPECIFICATION**

Piston Size [mm]	<b>28</b>	Piston Area [cm <sup>2</sup> ]	<b>32.67</b>	Mounting Offset [mm]	<b>42</b>
	<b>36</b>	Pad Area [cm <sup>2</sup> ]	<b>65</b>	Mounting Hole Dia. [mm]	<b>12.23</b>
		Pad Thickness [mm]	<b>26</b>	Caliper Body	<b>Monobloc</b>
		Pad Family	<b>"140"</b>	Caliper Material	<b>Aluminium</b>
		Disc Thickness [mm]	<b>32</b>	Piston Insert	<b>Titanium</b>
		Hydraulic Threads	<b>M10x1</b>	Weight [Kg]	<b>2.98</b>
		Mounting Hole Center [mm]	<b>180</b>	Fluid Capacity	<b>66.97</b>



Ø DISC	A	B	C	D	E	F	G	L
355	200	178.9	170.2	131.2	123.3	123.3	121.3	179.5

Ø DISC	R	TH DISC	V <sub>(DISC)</sub>	H <sub>(PAD)</sub>	TH PAD
355	151.3	32	52.5	50	26





**P/N X9.060.91/94**

**4 PISTON GT CALIPER**



**TYPICAL APPLICATION**

Grand Touring

**MOUNTING INFORMATION**

**Trailing**

RH **X9.060.92**

LH **X9.060.91**

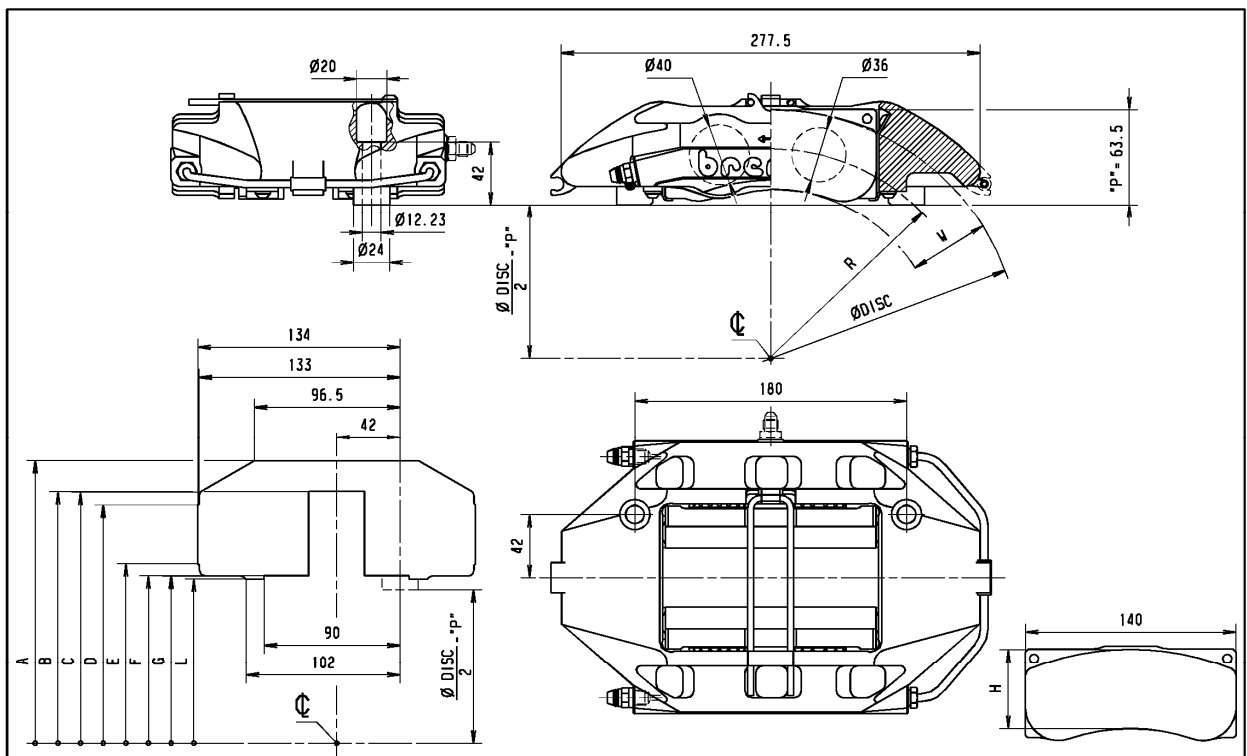
**Leading**

RH **X9.060.94**

LH **X9.060.93**

**TECHNICAL SPECIFICATION**

Piston Size [mm]	<b>36</b>	Piston Area [cm <sup>2</sup> ]	<b>45.49</b>	Mounting Offset [mm]	<b>42</b>
	<b>40</b>	Pad Area [cm <sup>2</sup> ]	<b>65</b>	Mounting Hole Dia. [mm]	<b>12.23</b>
		Pad Thickness [mm]	<b>26</b>	Caliper Body	<b>Monobloc</b>
		Pad Family	<b>"140C-C"</b>	Caliper Material	<b>Aluminium</b>
		Disc Thickness [mm]	<b>32</b>	Piston Insert	<b>Titanium</b>
		Hydraulic Threads	<b>M10x1</b>	Weight [Kg]	<b>2.92</b>
		Mounting Hole Center [mm]	<b>180</b>	Fluid Capacity	<b>86.43</b>



Ø DISC	A	B	C	D	E	F	G	L
332	188.5	168	167.4	158.7	120	112	111.8	109.8
355	200	179.5	178.9	170.2	131.5	123.5	123.3	121.3

TYPE "140 C-C" FAMILY						
	Ø DISC	R	TH DISC	W <sub>(DISC)</sub>	H <sub>(PAD)</sub>	TH PAD
MIN	332	140	37	53	53	26.5
MAX	355	151	37	53	53	26.5



**P/N X99.73.11/14**

**4 PISTON GT CALIPER**



**TYPICAL APPLICATION**

Porsche Grand Touring (GT3-R) front

**MOUNTING INFORMATION**

**Trailing**

RH **X99.73.12**

LH **X99.73.11**

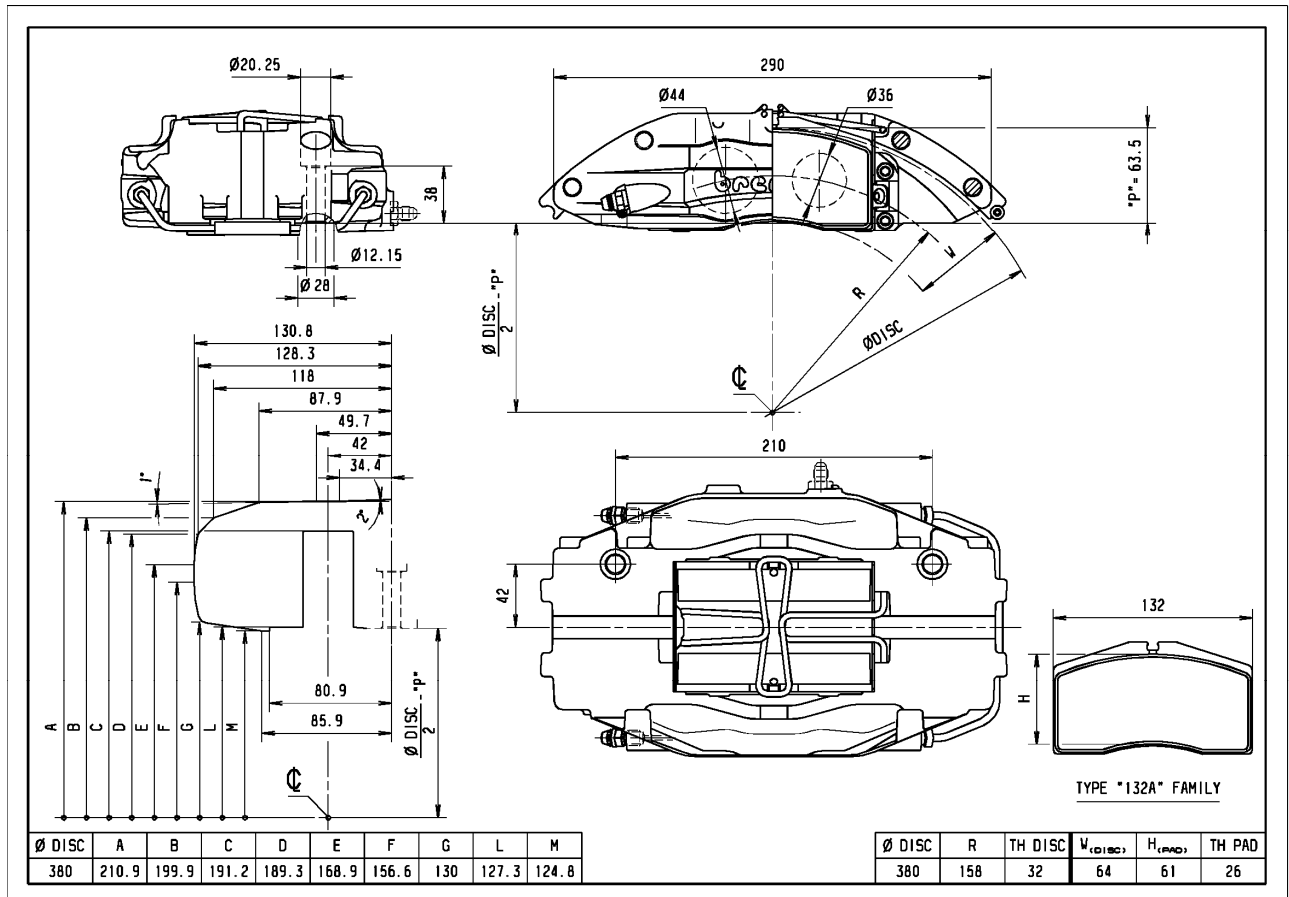
**Leading**

RH **X99.73.14**

LH **X99.73.13**

**TECHNICAL SPECIFICATION**

Piston Size [mm]	<b>36</b>	Piston Area [cm <sup>2</sup> ]	<b>50.76</b>	Mounting Offset [mm]	<b>42</b>
	<b>44</b>	Pad Area [cm <sup>2</sup> ]	<b>77</b>	Mounting Hole Dia. [mm]	<b>12.15</b>
		Pad Thickness [mm]	<b>26.5</b>	Caliper Body	<b>2 Pieces</b>
		Pad Family	<b>"132A"</b>	Caliper Material	<b>Aluminium</b>
		Disc Thickness [mm]	<b>32</b>	Piston Insert	-
		Hydraulic Threads	<b>M10x1</b>	Weight [Kg]	<b>4.00</b>
		Mounting Hole Center [mm]	<b>210</b>	Fluid Capacity	<b>111.6</b>





**P/N X9.060.51/54**

**4 PISTON GT CALIPER**



**TYPICAL APPLICATION**

Grand Touring

**MOUNTING INFORMATION**

**Trailing**

RH **X9.060.52**

LH **X9.060.51**

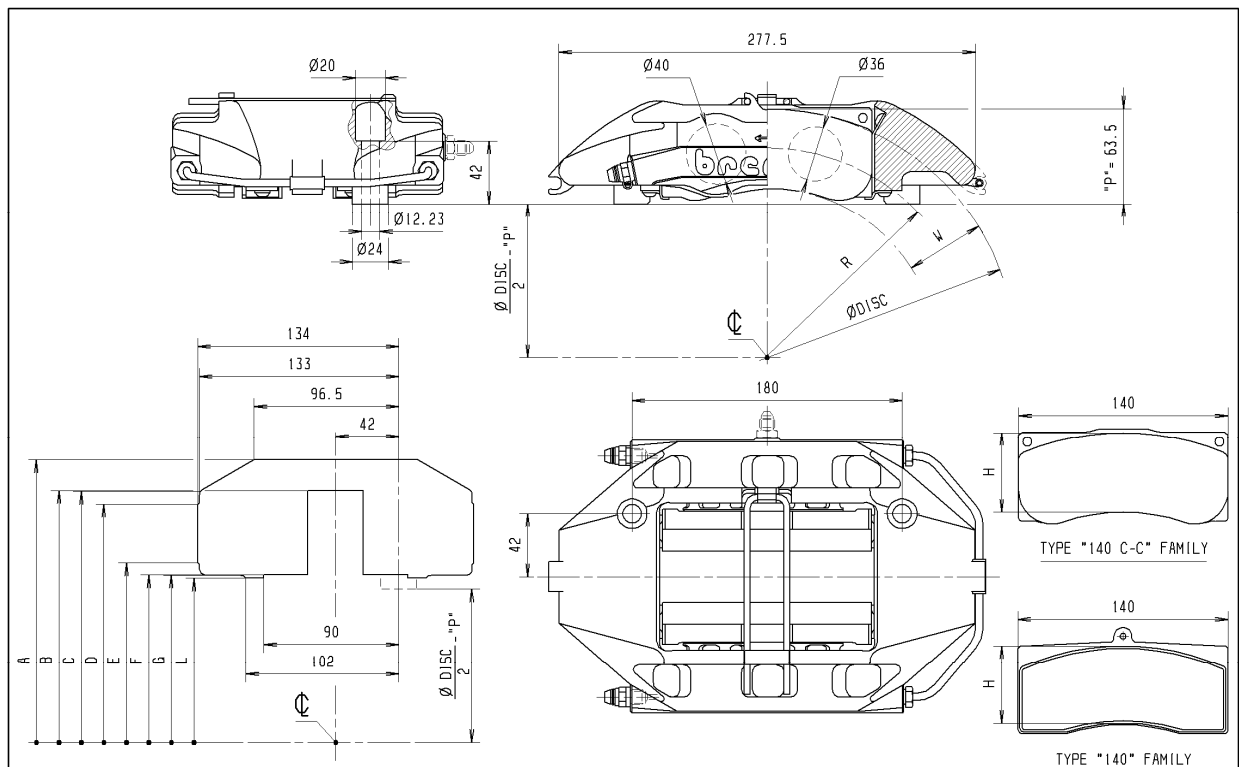
**Leading**

RH **X9.060.54**

LH **X9.060.53**

**TECHNICAL SPECIFICATION**

Piston Size [mm]	<b>36</b>	Piston Area [cm <sup>2</sup> ]	<b>53.09</b>	Mounting Offset [mm]	<b>42</b>
	<b>40</b>	Pad Area [cm <sup>2</sup> ]	<b>65</b>	Mounting Hole Dia. [mm]	<b>10.23</b>
		Pad Thickness [mm]	<b>25</b>	Caliper Body	<b>Monobloc</b>
		Pad Family	<b>"140"- "140C-C"</b>	Caliper Material	<b>Aluminium</b>
		Disc Thickness [mm]	<b>35</b>	Piston Insert	<b>Titanium</b>
		Hydraulic Threads	<b>M10x1</b>	Weight [Kg]	<b>2.92</b>
		Mounting Hole Center [mm]	<b>180</b>	Fluid Capacity	<b>103.5</b>



Ø DISC	A	B	C	D	E	F	G	L
332	188.5	168	167.4	158.7	120	112	111.8	109.8
355	200	179.5	178.9	170.2	131.5	123.5	123.3	121.3

	Ø DISC	R	TH DISC	W <sub>(DISC)</sub>	H <sub>(PAD)</sub>	TH PAD
MIN	332	140	28	53	50	25
MAX	355	151	35	53	53	26.5

X90605154



**P/N X9.060.71/74**

**4 PISTON GT CALIPER**



**TYPICAL APPLICATION**

Grand Touring

**MOUNTING INFORMATION**

**Trailing**

RH **X9.060.72**

LH **X9.060.71**

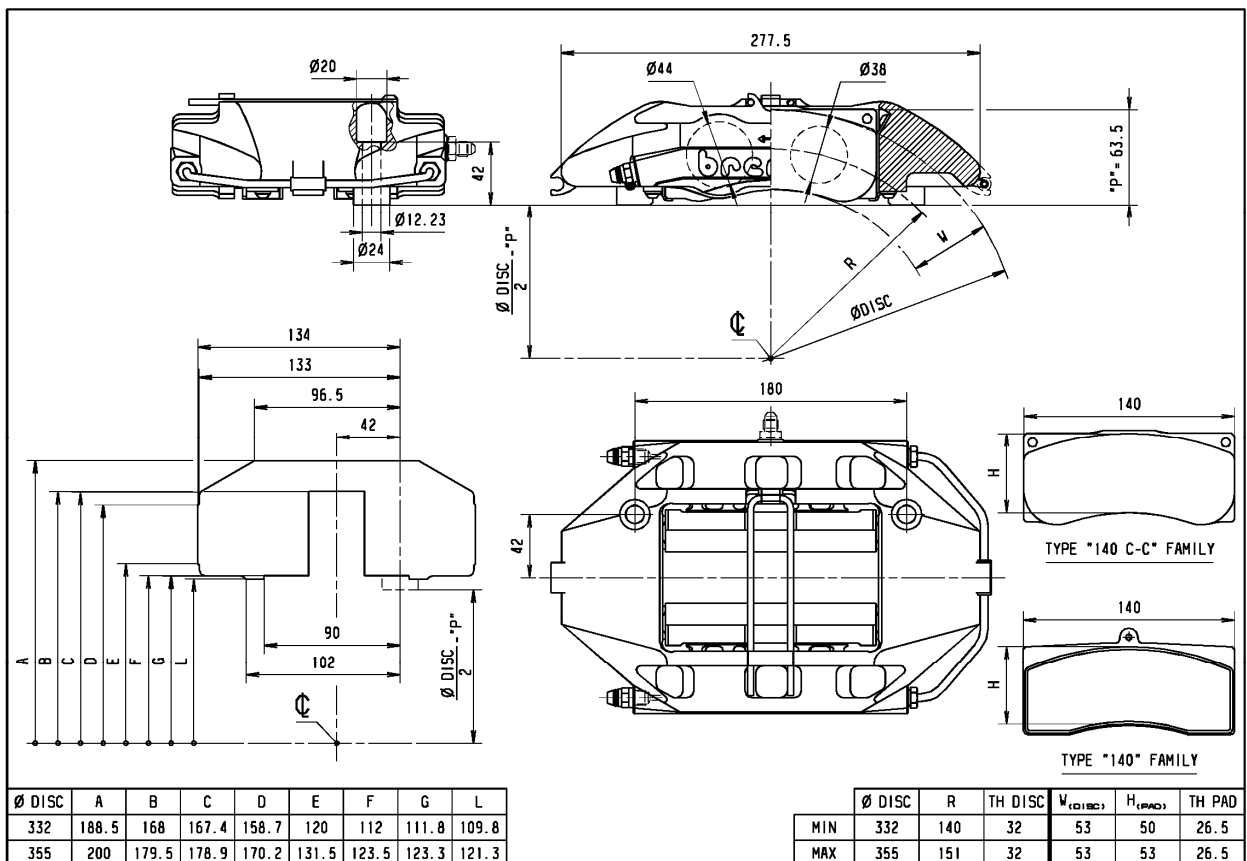
**Leading**

RH **X9.060.74**

LH **X9.060.73**

**TECHNICAL SPECIFICATION**

Piston Size [mm]	<b>38</b>	Piston Area [cm <sup>2</sup> ]	<b>53.09</b>	Mounting Offset [mm]	<b>42</b>
	<b>44</b>	Pad Area [cm <sup>2</sup> ]	<b>65</b>	Mounting Hole Dia. [mm]	<b>10.23</b>
		Pad Thickness [mm]	<b>25</b>	Caliper Body	<b>Monobloc</b>
		Pad Family	<b>"140"- "140C-C"</b>	Caliper Material	<b>Aluminium</b>
		Disc Thickness [mm]	<b>35</b>	Piston Insert	<b>Titanium</b>
		Hydraulic Threads	<b>M10x1</b>	Weight [Kg]	<b>2.92</b>
		Mounting Hole Center [mm]	<b>180</b>	Fluid Capacity	<b>103.5</b>





**P/N XA2.30.11/14**

**4 PISTON LATE MODEL REAR**



**TYPICAL APPLICATION**

Late model rear

**MOUNTING INFORMATION**

**Trailing**

RH **XA2.30.12**

LH **XA2,30,11**

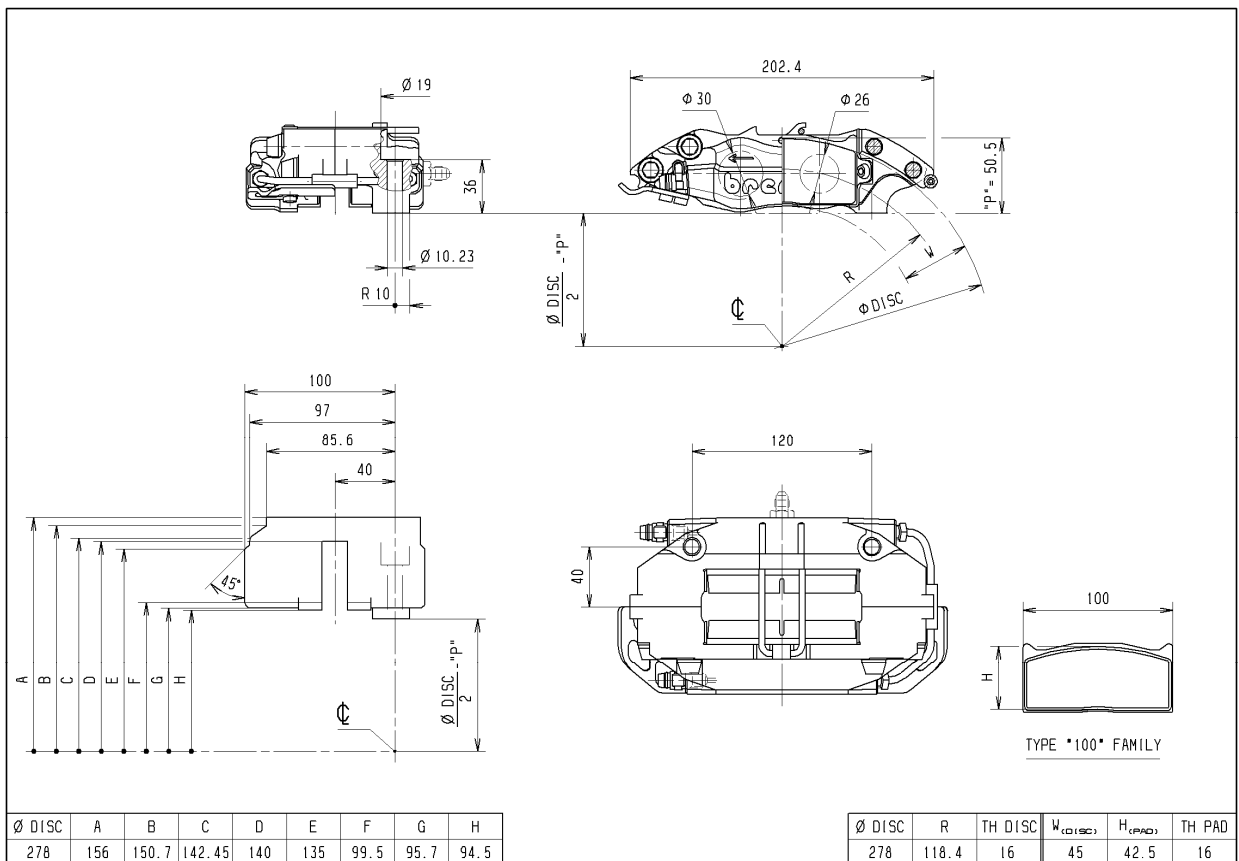
**Leading**

RH **XA2.30.14**

LH **XA2,30,13**

**TECHNICAL SPECIFICATION**

Piston Size [mm]	<b>26</b>	Piston Area [cm <sup>2</sup> ]	<b>24.75</b>	Mounting Offset [mm]	<b>40</b>
	<b>30</b>	Pad Area [cm <sup>2</sup> ]	<b>39.5</b>	Mounting Hole Dia. [mm]	<b>10.23</b>
		Pad Thickness [mm]	<b>16</b>	Caliper Body	<b>2 Pieces</b>
		Pad Family	<b>"100"</b>	Caliper Material	<b>Aluminium</b>
		Disc Thickness [mm]	<b>16</b>	Piston Insert	<b>Titanium</b>
		Hydraulic Threads	<b>M10x1</b>	Weight [Kg]	
Mounting Hole Center [mm]	<b>120</b>	Fluid Capacity	<b>30.94</b>		



XA230114



**P/N XA2.30.31/34**

**4 PISTON LATE MODEL REAR**



**TYPICAL APPLICATION**

Late model rear

**MOUNTING INFORMATION**

**Trailing**

RH **XA2.30.32**

LH **XA2.30.31**

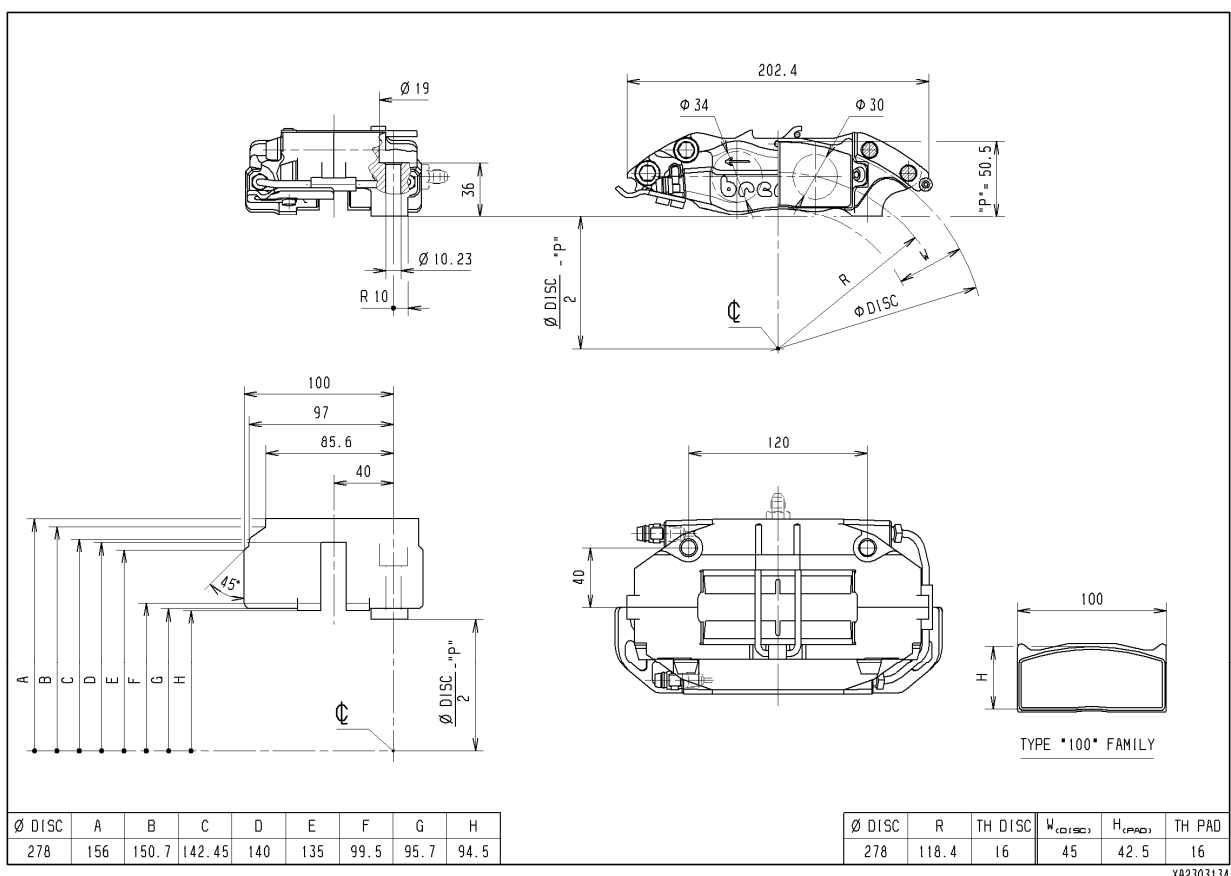
**Leading**

RH **XA2.30.34**

LH **XA2.30.33**

**TECHNICAL SPECIFICATION**

Piston Size [mm]	<b>30</b>	Piston Area [cm <sup>2</sup> ]	<b>32.29</b>	Mounting Offset [mm]	<b>40</b>
	<b>34</b>	Pad Area [cm <sup>2</sup> ]	<b>39.5</b>	Mounting Hole Dia. [mm]	<b>10.23</b>
		Pad Thickness [mm]	<b>16</b>	Caliper Body	<b>2 Pieces</b>
		Pad Family	<b>"100"</b>	Caliper Material	<b>Aluminium</b>
		Disc Thickness [mm]	<b>16</b>	Piston Insert	<b>Titanium</b>
		Hydraulic Threads	<b>M10x1</b>	Weight [Kg]	
Mounting Hole Center [mm]	<b>120</b>	Fluid Capacity	<b>40.36</b>		







**P/N XA2.E5.01/04**

**4 PISTON NASCAR REAR**



**TYPICAL APPLICATION**

Nascar rear

**MOUNTING INFORMATION**

**Trailing**

RH **XA2.E5.02**

LH **XA2.E5.01**

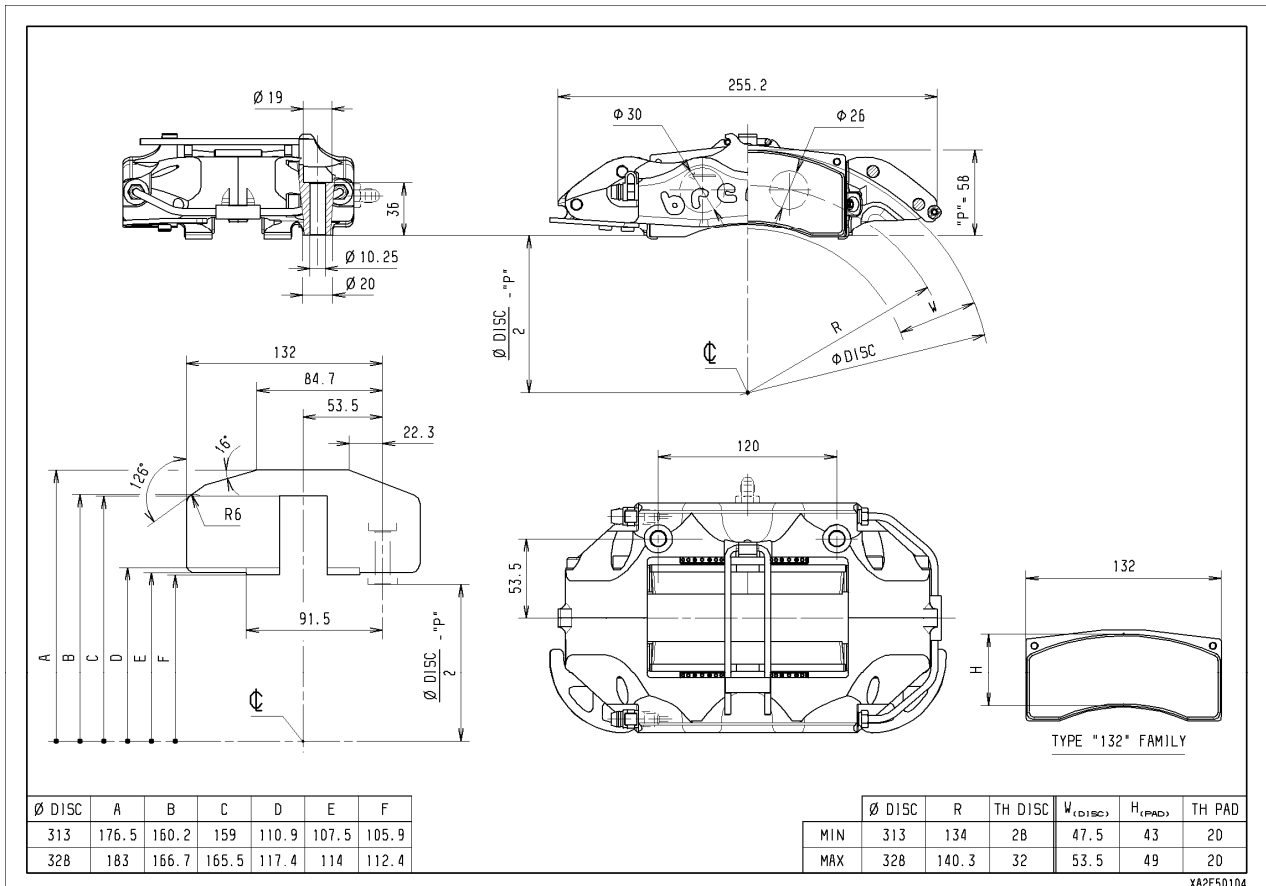
**Leading**

RH **XA2.E5.04**

LH **XA2.E5.03**

**TECHNICAL SPECIFICATION**

Piston Size [mm]	<b>26</b>	Piston Area [cm <sup>2</sup> ]	<b>24.75</b>	Mounting Offset [mm]	<b>53.5</b>
	<b>30</b>	Pad Area [cm <sup>2</sup> ]	<b>63</b>	Mounting Hole Dia. [mm]	<b>10.25</b>
		Pad Thickness [mm]	<b>20</b>	Caliper Body	<b>2 Pieces</b>
		Pad Family	<b>"132"</b>	Caliper Material	<b>Aluminium</b>
		Disc Thickness [mm]	<b>28 - 32</b>	Piston Insert	<b>Titanium</b>
		Hydraulic Threads	<b>M10x1</b>	Weight [Kg]	<b>2.20</b>
		Mounting Hole Center [mm]	<b>120</b>	Fluid Capacity	<b>36.39</b>





**P/N XA2.E5.11/14**

**4 PISTON NASCAR REAR**



**TYPICAL APPLICATION**

Nascar rear

**MOUNTING INFORMATION**

**Trailing**

RH **XA2.E5.12**

LH **XA2.E5.11**

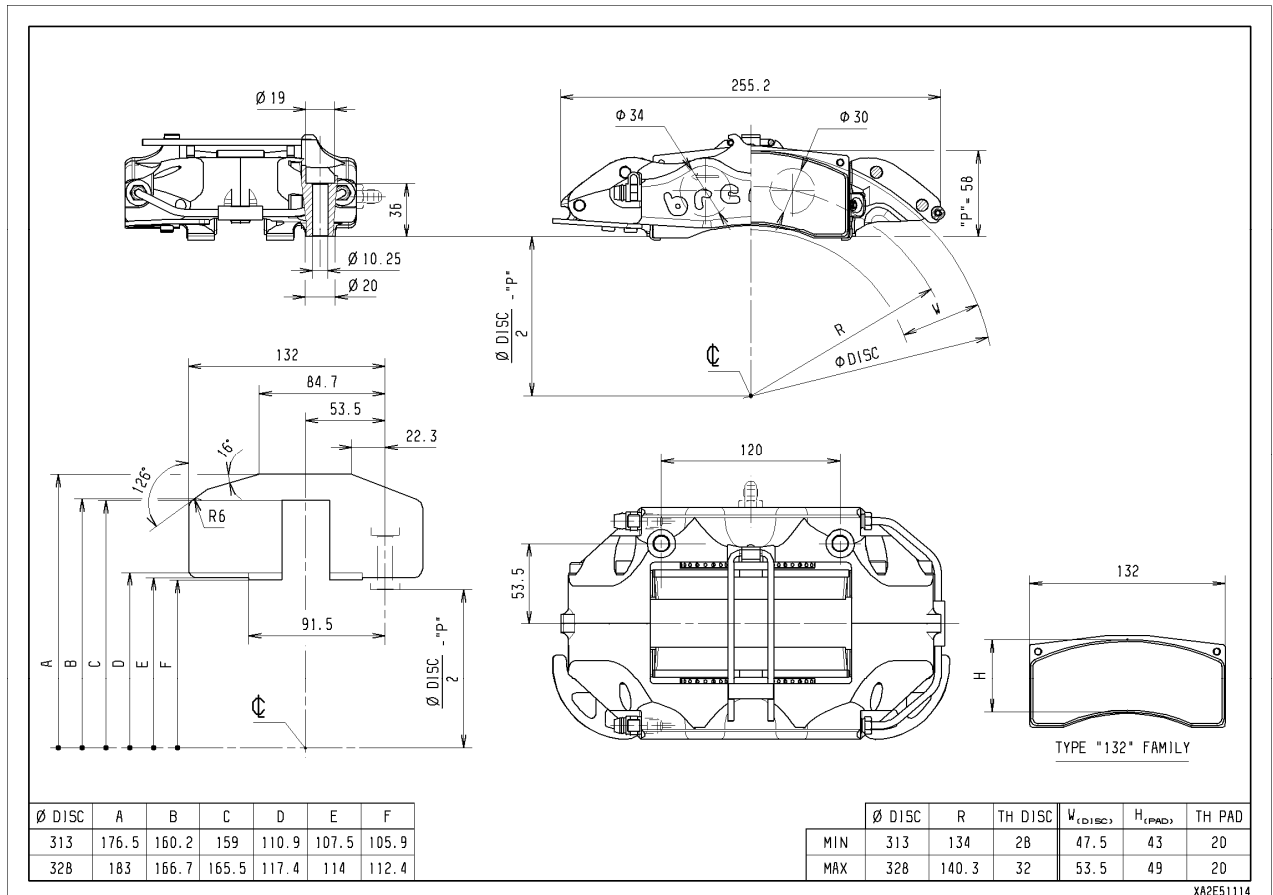
**Leading**

RH **XA2.E5.14**

LH **XA2.E5.13**

**TECHNICAL SPECIFICATION**

Piston Size [mm]	<b>30</b>	Piston Area [cm <sup>2</sup> ]	<b>32.29</b>	Mounting Offset [mm]	<b>53.5</b>
	<b>34</b>	Pad Area [cm <sup>2</sup> ]	<b>63</b>	Mounting Hole Dia. [mm]	<b>10.25</b>
		Pad Thickness [mm]	<b>20</b>	Caliper Body	<b>2 Pieces</b>
		Pad Family	<b>"132"</b>	Caliper Material	<b>Aluminium</b>
		Disc Thickness [mm]	<b>28 - 32</b>	Piston Insert	<b>Titanium</b>
		Hydraulic Threads	<b>M10x1</b>	Weight [Kg]	<b>2.15</b>
		Mounting Hole Center [mm]	<b>120</b>	Fluid Capacity	<b>47.47</b>





**P/N XA3.A4.41/44**

**4 PISTON NASCAR RESTYLING REAR**



**TYPICAL APPLICATION**

Nascar rear

**MOUNTING INFORMATION**

**Trailing**

RH **XA3.A4.42**

LH **XA3.A4.41**

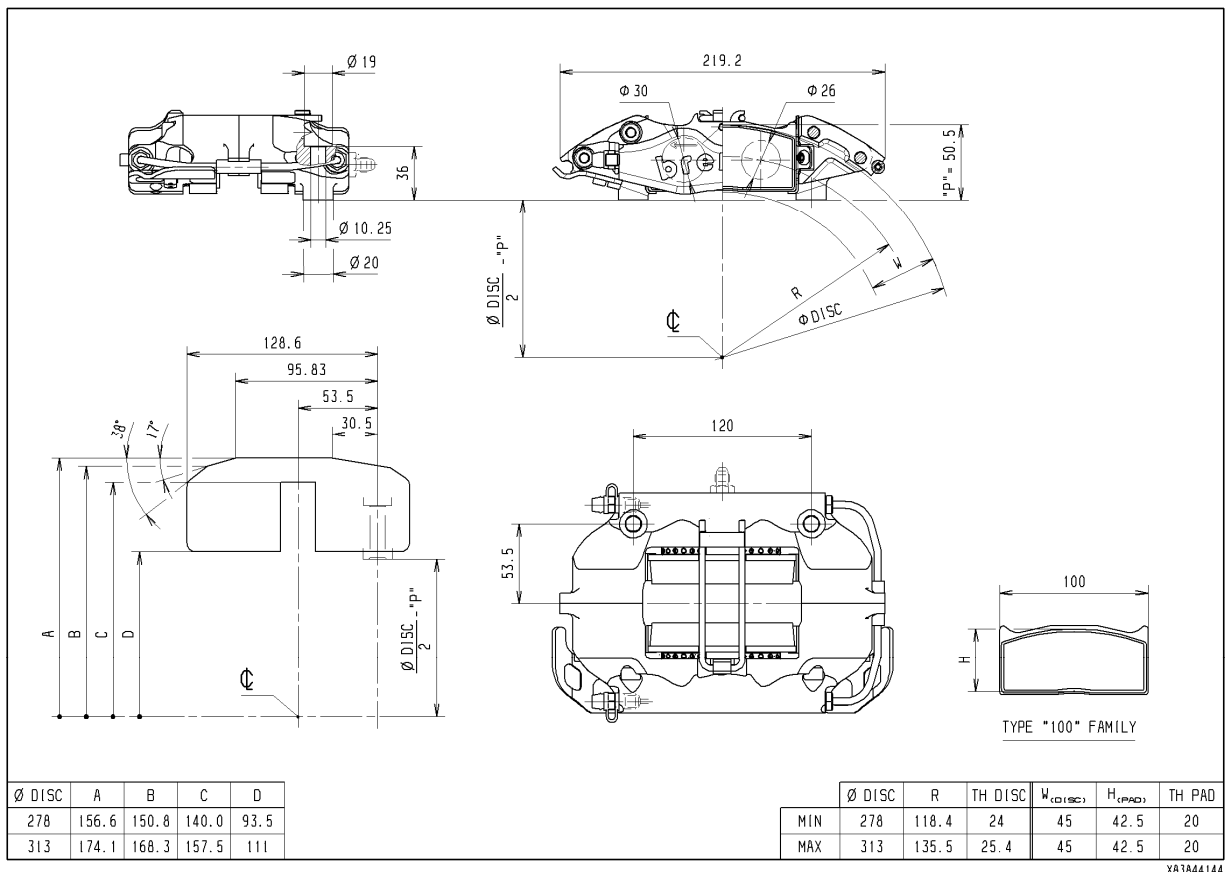
**Leading**

RH **XA3.A4.44**

LH **XA3.A4.43**

**TECHNICAL SPECIFICATION**

Piston Size [mm]	<b>26</b>	Piston Area [cm <sup>2</sup> ]	<b>24.75</b>	Mounting Offset [mm]	<b>53.5</b>
	<b>30</b>	Pad Area [cm <sup>2</sup> ]	<b>38</b>	Mounting Hole Dia. [mm]	<b>10.25</b>
		Pad Thickness [mm]	<b>20</b>	Caliper Body	<b>2 Pieces</b>
		Pad Family	<b>"100"</b>	Caliper Material	<b>Aluminium</b>
		Disc Thickness [mm]	<b>24 - 25.4</b>	Piston Insert	<b>Titanium</b>
		Hydraulic Threads	<b>M10x1</b>	Weight [Kg]	<b>1.75</b>
		Mounting Hole Center [mm]	<b>120</b>	Fluid Capacity	<b>40.84</b>



XA3R44144



**P/N XA3.A4.01/04**

**4 PISTON NASCAR RESTYLING REAR**



**TYPICAL APPLICATION**

Nascar rear

**MOUNTING INFORMATION**

**Trailing**

RH **XA3.A4.02**

LH **XA3.A4.01**

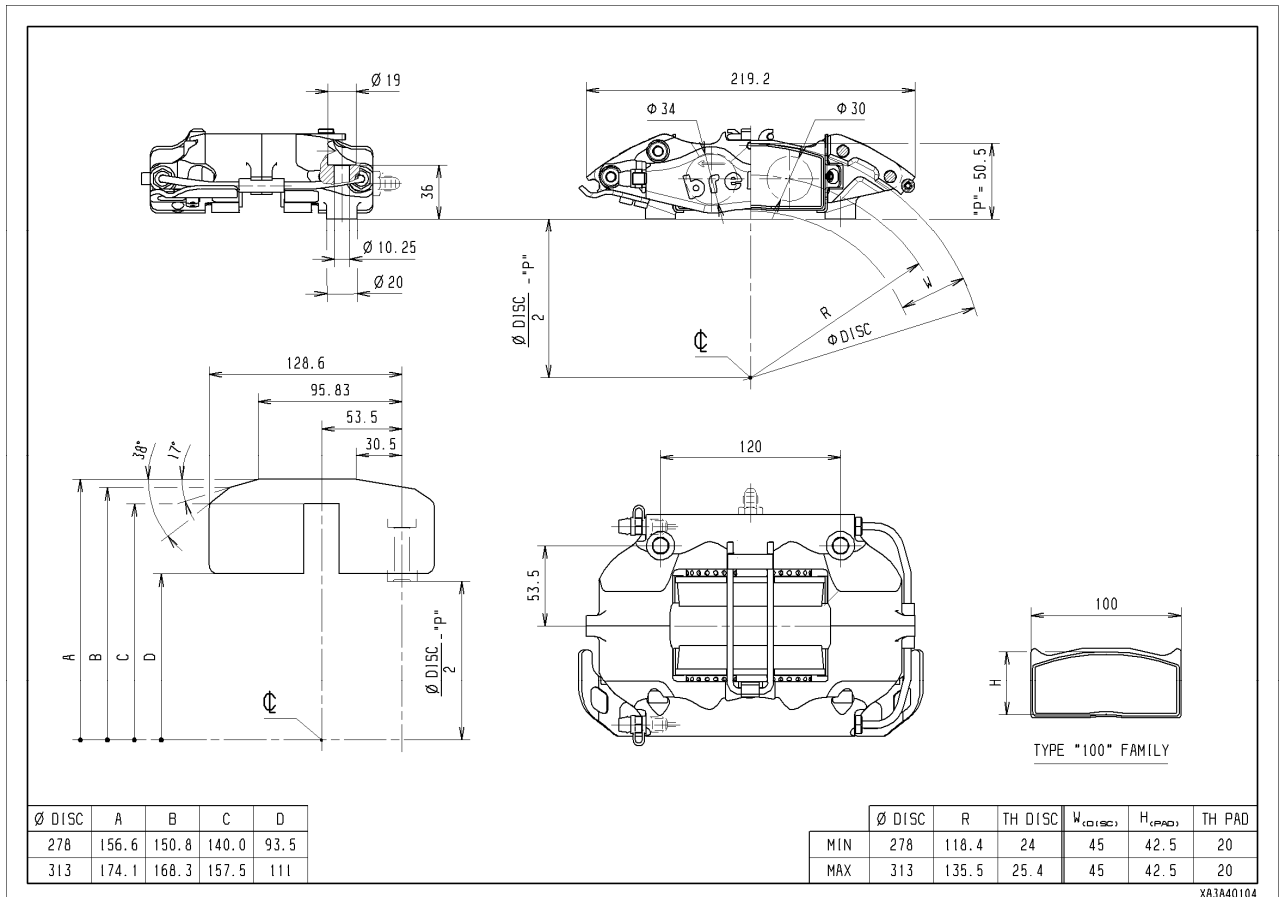
**Leading**

RH **XA3.A4.04**

LH **XA3.A4.03**

**TECHNICAL SPECIFICATION**

Piston Size [mm]	<b>30</b>	Piston Area [cm <sup>2</sup> ]	<b>32.29</b>	Mounting Offset [mm]	<b>53.5</b>
	<b>34</b>	Pad Area [cm <sup>2</sup> ]	<b>38</b>	Mounting Hole Dia. [mm]	<b>10.25</b>
		Pad Thickness [mm]	<b>20</b>	Caliper Body	<b>2 Pieces</b>
		Pad Family	<b>"100"</b>	Caliper Material	<b>Aluminium</b>
		Disc Thickness [mm]	<b>24 - 25.4</b>	Piston Insert	<b>Titanium</b>
		Hydraulic Threads	<b>M10x1</b>	Weight [Kg]	
Mounting Hole Center [mm]	<b>120</b>	Fluid Capacity	<b>53.28</b>		



XA3A40104



**P/N X97.60.41/44**

**4 PISTON RALLY CALIPER**



**TYPICAL APPLICATION**

Front gravel WRC

**MOUNTING INFORMATION**

**Trailing**

RH **X97.60.42**

LH **X97.60.41**

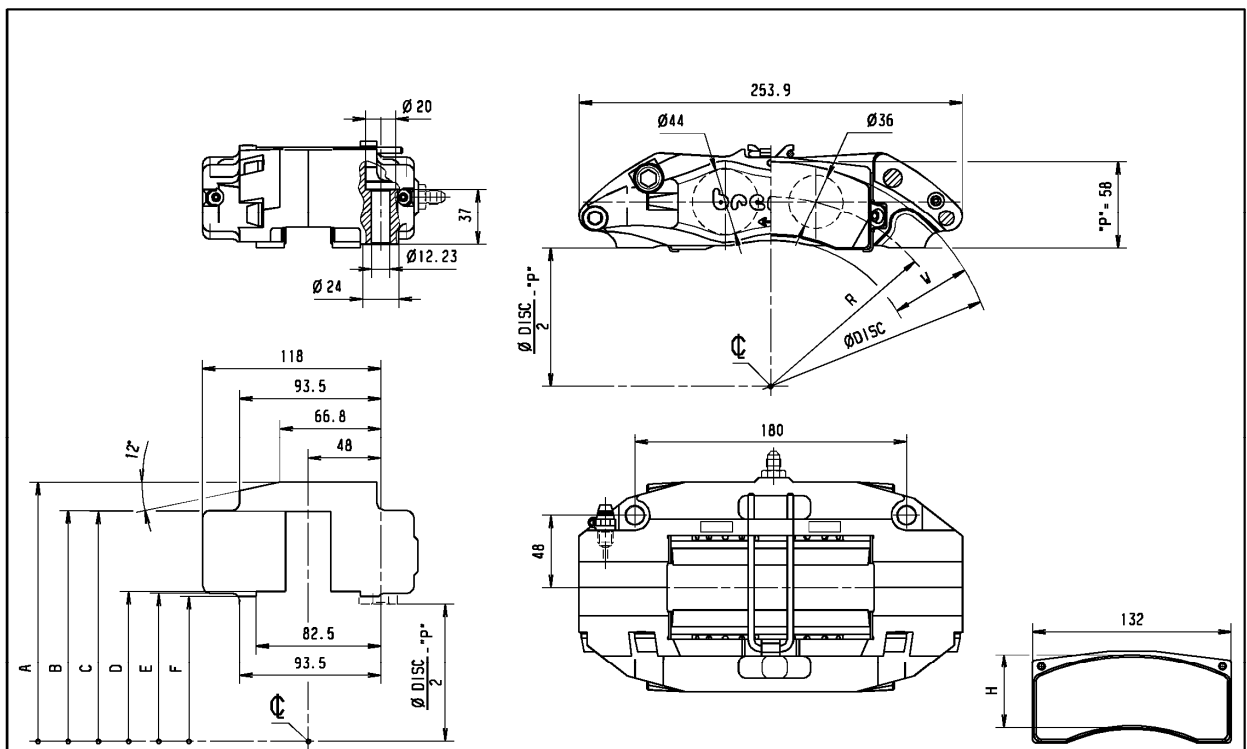
**Leading**

RH **X97.60.44**

LH **X97.60.43**

**TECHNICAL SPECIFICATION**

Piston Size [mm]	<b>36</b>	Piston Area [cm <sup>2</sup> ]	<b>50.76</b>	Mounting Offset [mm]	<b>48</b>
	<b>44</b>	Pad Area [cm <sup>2</sup> ]	<b>62</b>	Mounting Hole Dia. [mm]	<b>12.23</b>
		Pad Thickness [mm]	<b>16</b>	Caliper Body	<b>2 Pieces</b>
		Pad Family	<b>"132"</b>	Caliper Material	<b>Aluminium</b>
		Disc Thickness [mm]	<b>25.4 - 28</b>	Piston Insert	<b>Titanium</b>
		Hydraulic Threads	<b>M10x1</b>	Weight [Kg]	<b>2.38</b>
		Mounting Hole Center [mm]	<b>180</b>	Fluid Capacity	<b>58.38</b>



Ø DISC	A	B	C	D	E	F
300	172.9	154.1	153.5	100.3	99.1	97
313	178.7	160.4	159.3	106.6	105.4	103.4

	Ø DISC	R	TH DISC	W <sub>(Ø DISC)</sub>	H <sub>(PAD)</sub>	TH PAD
MIN	300	126.6	25.4	52.5	49	16
MAX	313	132.9	28	52.5	49	16



**P/N XA0.80.51/54**

**4 PISTON RALLY CALIPER**



**TYPICAL APPLICATION**

Front Super1600

**MOUNTING INFORMATION**

**Trailing**

RH **XA0.80.52**

LH **XA0.80.51**

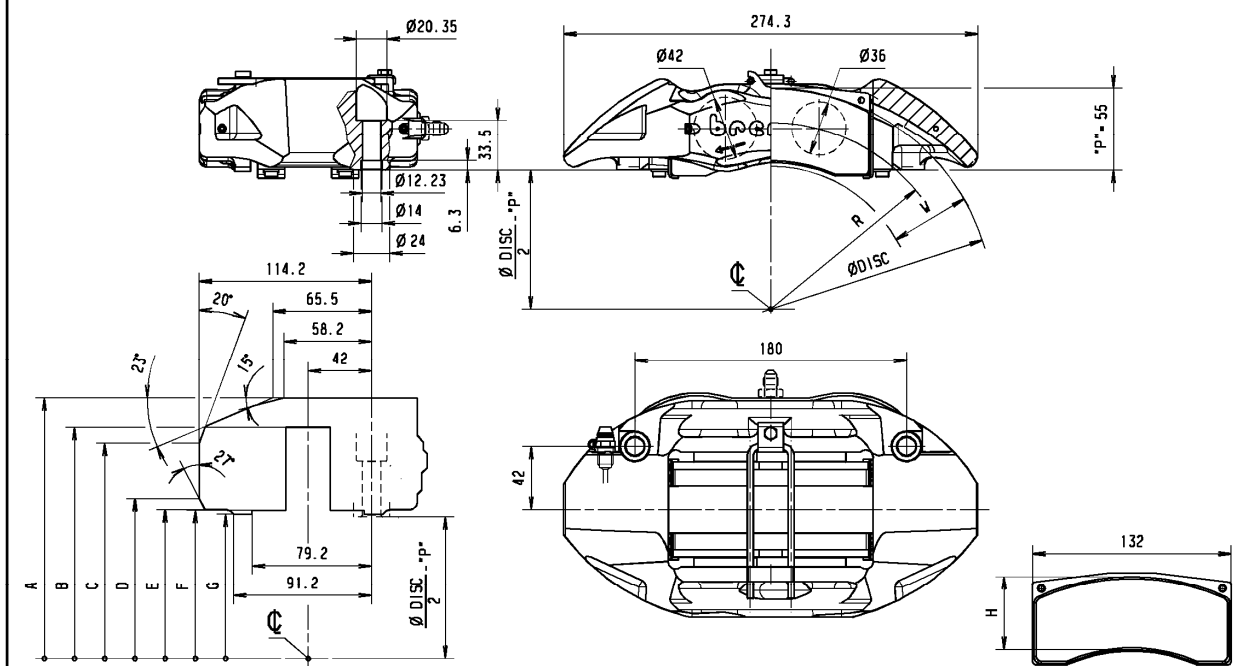
**Leading**

RH **XA0.80.54**

LH **XA0.80.53**

**TECHNICAL SPECIFICATION**

Piston Size [mm]	<b>36</b>	Piston Area [cm <sup>2</sup> ]	<b>48.06</b>	Mounting Offset [mm]	<b>42</b>
	<b>42</b>	Pad Area [cm <sup>2</sup> ]	<b>62</b>	Mounting Hole Dia. [mm]	<b>12.23</b>
		Pad Thickness [mm]	<b>16</b>	Caliper Body	<b>Monobloc</b>
		Pad Family	<b>"132"</b>	Caliper Material	<b>Aluminium</b>
		Disc Thickness [mm]	<b>25.4 - 28</b>	Piston Insert	-
		Hydraulic Threads	<b>M10x1</b>	Weight [Kg]	<b>2.10</b>
		Mounting Hole Center [mm]	<b>180</b>	Fluid Capacity	<b>55.27</b>



Ø DISC	A	B	C	D	E	F	G
295	172.3	152.1	141.3	104.5	97.1	96.6	94.1
355	198.9	179.5	169.6	134.5	126.4	125	123.4

	Ø DISC	R	TH DISC	W <sub>(DISC)</sub>	H <sub>(PAD)</sub>	TH PAD
MIN	295	124.4	25.4	47.5	43	16
MAX	355	153.7	28	52.5	49	16

TYPE "132" FAMILY







**P/N XA2.29.11/14**

**4 PISTONS IRL**



**TYPICAL APPLICATION**

IRL

**MOUNTING INFORMATION**

**Trailing**

RH **XA2.29.12**

LH **XA2.29.11**

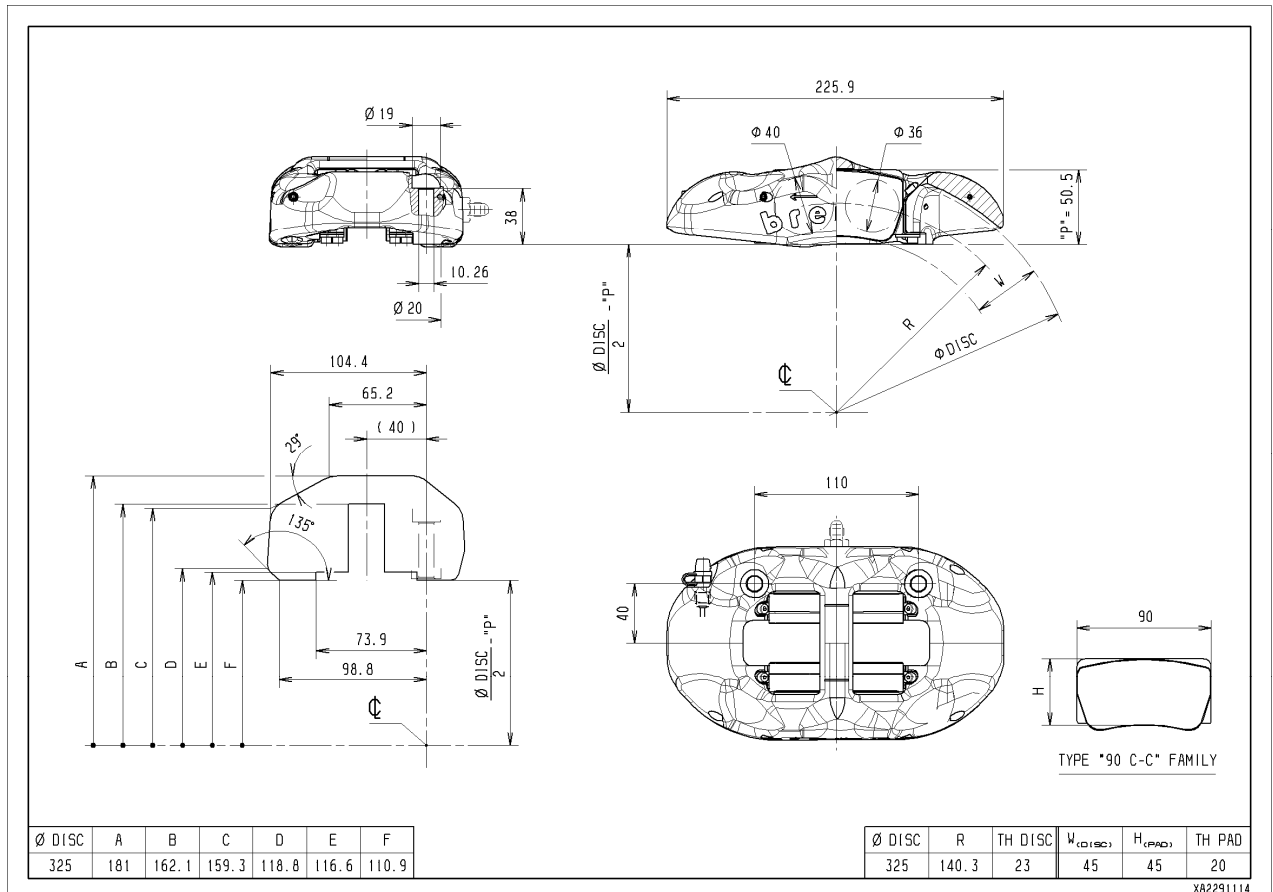
**Leading**

RH **XA2.29.14**

LH **XA2.29.13**

**TECHNICAL SPECIFICATION**

Piston Size [mm]	<b>36</b>	Piston Area [cm <sup>2</sup> ]	<b>45.49</b>	Mounting Offset [mm]	<b>40</b>
	<b>40</b>	Pad Area [cm <sup>2</sup> ]	<b>38.2</b>	Mounting Hole Dia. [mm]	<b>10.26</b>
		Pad Thickness [mm]	<b>20</b>	Caliper Body	<b>Monobloc</b>
		Pad Family	<b>"90C-C"</b>	Caliper Material	<b>Aluminium</b>
		Disc Thickness [mm]	<b>23</b>	Piston Insert	<b>Aluminium</b>
		Hydraulic Threads	<b>M10x1</b>	Weight [Kg]	<b>1.50</b>
		Mounting Hole Center [mm]	<b>110</b>	Fluid Capacity	<b>45.49</b>





**P/N XA7.46.03/04**

**4 PISTONS CALIPER**

PICTURE  
NOT  
AVAILABLE

**TYPICAL APPLICATION**

Nascar

**MOUNTING INFORMATION**

**Trailing**

RH

LH

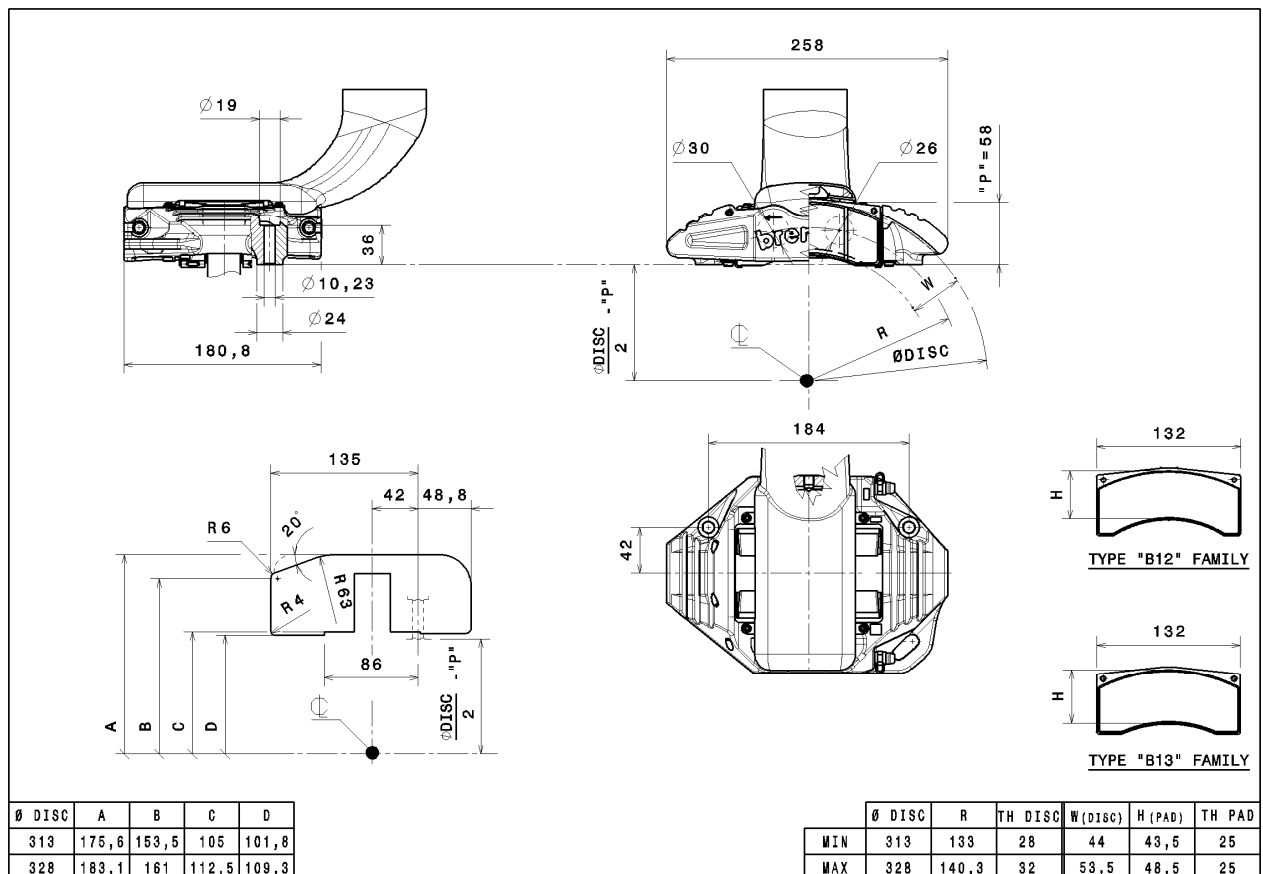
**Leading**

RH **XA7.46.04**


LH **XA7.46.03**

**TECHNICAL SPECIFICATION**

Piston Size [mm]	<b>26</b>	Piston Area [cm <sup>2</sup> ]		Mounting Offset [mm]	<b>42</b>
	<b>30</b>	Pad Area [cm <sup>2</sup> ]		Mounting Hole Dia. [mm]	<b>10.23</b>
		Pad Thickness [mm]	<b>25</b>	Caliper Body	<b>Monobloc</b>
		Pad Family	<b>"B12"- "B13"</b>	Caliper Material	<b>Aluminium</b>
		Disc Thickness [mm]	<b>28 - 32</b>	Piston Insert	
		Hydraulic Threads	<b>M10x1</b>	Weight [Kg]	
		Mounting Hole Center [mm]	<b>184</b>	Fluid Capacity	



XA7460304



**P/N XA7.46.13/14**

**4 PISTONS CALIPER**

PICTURE  
NOT  
AVAILABLE

**TYPICAL APPLICATION**

Nascar

**MOUNTING INFORMATION**

**Trailing**

RH

LH

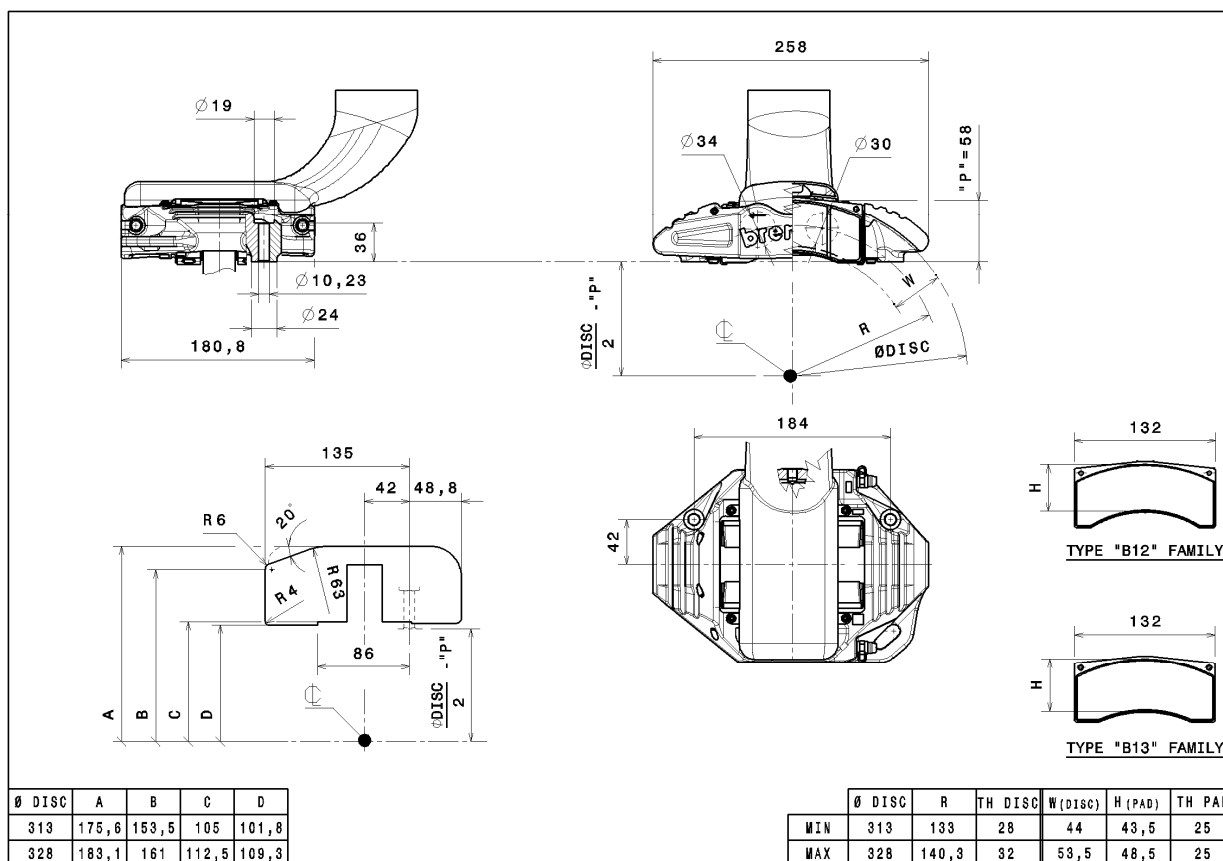
**Leading**

RH **XA7.46.14**

LH **XA7.46.13**

**TECHNICAL SPECIFICATION**

Piston Size [mm]	<b>30</b>	Piston Area [cm <sup>2</sup> ]		Mounting Offset [mm]	<b>42</b>
	<b>34</b>	Pad Area [cm <sup>2</sup> ]		Mounting Hole Dia. [mm]	<b>10.23</b>
		Pad Thickness [mm]	<b>25</b>	Caliper Body	<b>Monobloc</b>
		Pad Family	<b>"B12"- "B13"</b>	Caliper Material	<b>Aluminium</b>
		Disc Thickness [mm]	<b>28 - 32</b>	Piston Insert	
		Hydraulic Threads	<b>M10x1</b>	Weight [Kg]	
		Mounting Hole Center [mm]	<b>184</b>	Fluid Capacity	



XA7461314



**P/N XA7.46.23/24**

**4 PISTONS CALIPER**

PICTURE  
NOT  
AVAILABLE

**TYPICAL APPLICATION**

Nascar

**MOUNTING INFORMATION**

**Trailing**

RH

LH

**Leading**

RH **XA7.46.24**

LH **XA7.46.23**

**TECHNICAL SPECIFICATION**

Piston Size [mm] **32**  
**36**

Piston Area [cm<sup>2</sup>]

Pad Area [cm<sup>2</sup>]

Pad Thickness [mm] **25**

Pad Family **"B12"- "B13"**

Disc Thickness [mm] **28 - 32**

Hydraulic Threads **M10x1**

Mounting Hole Center [mm] **184**

Mounting Offset [mm] **42**

Mounting Hole Dia. [mm] **10.23**

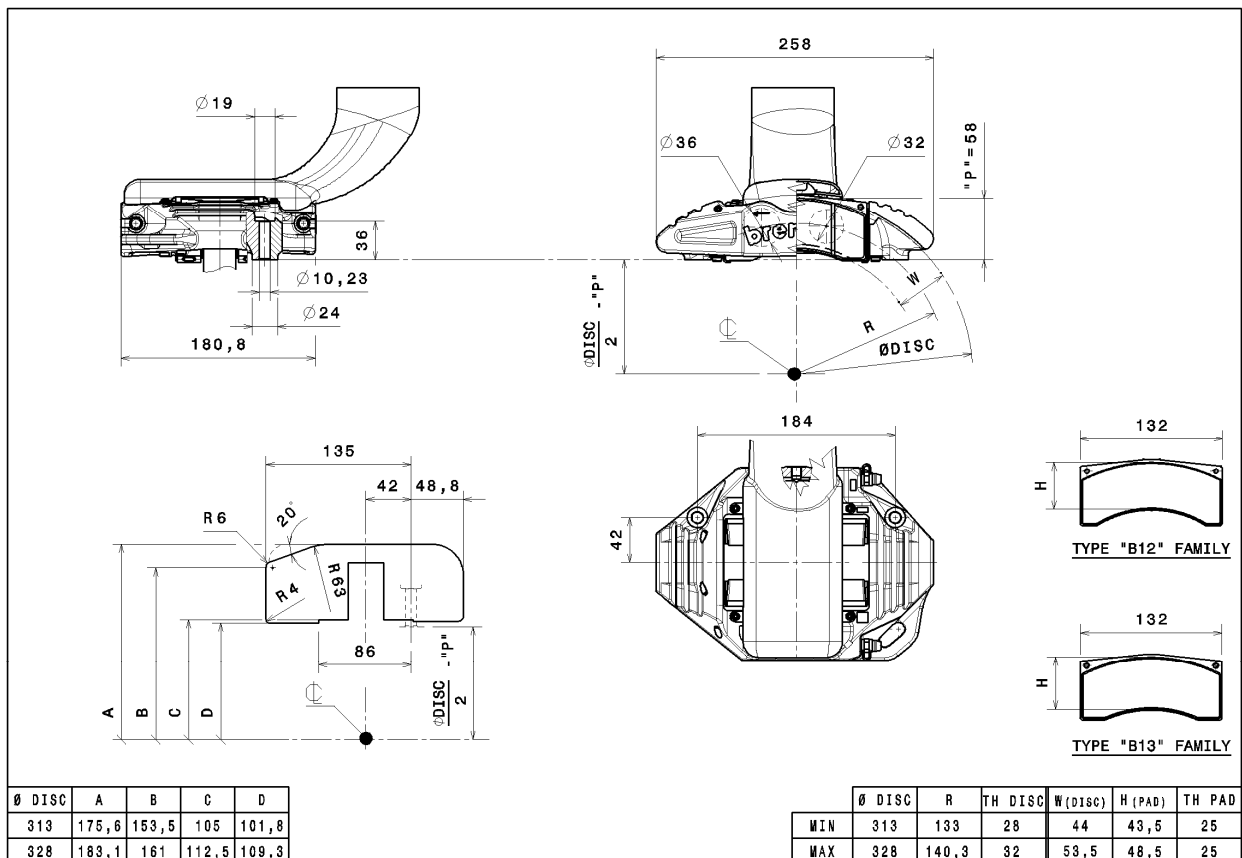
Caliper Body **Monobloc**

Caliper Material **Aluminium**

Piston Insert

Weight [Kg]

Fluid Capacity



XA7462324



**P/N XA4.F1.01/02**

**6 PISTON CALIPER**



**TYPICAL APPLICATION**

Grand Touring

**MOUNTING INFORMATION**

**Trailing**

RH **XA4.F1.02**

LH **XA4.F1.01**

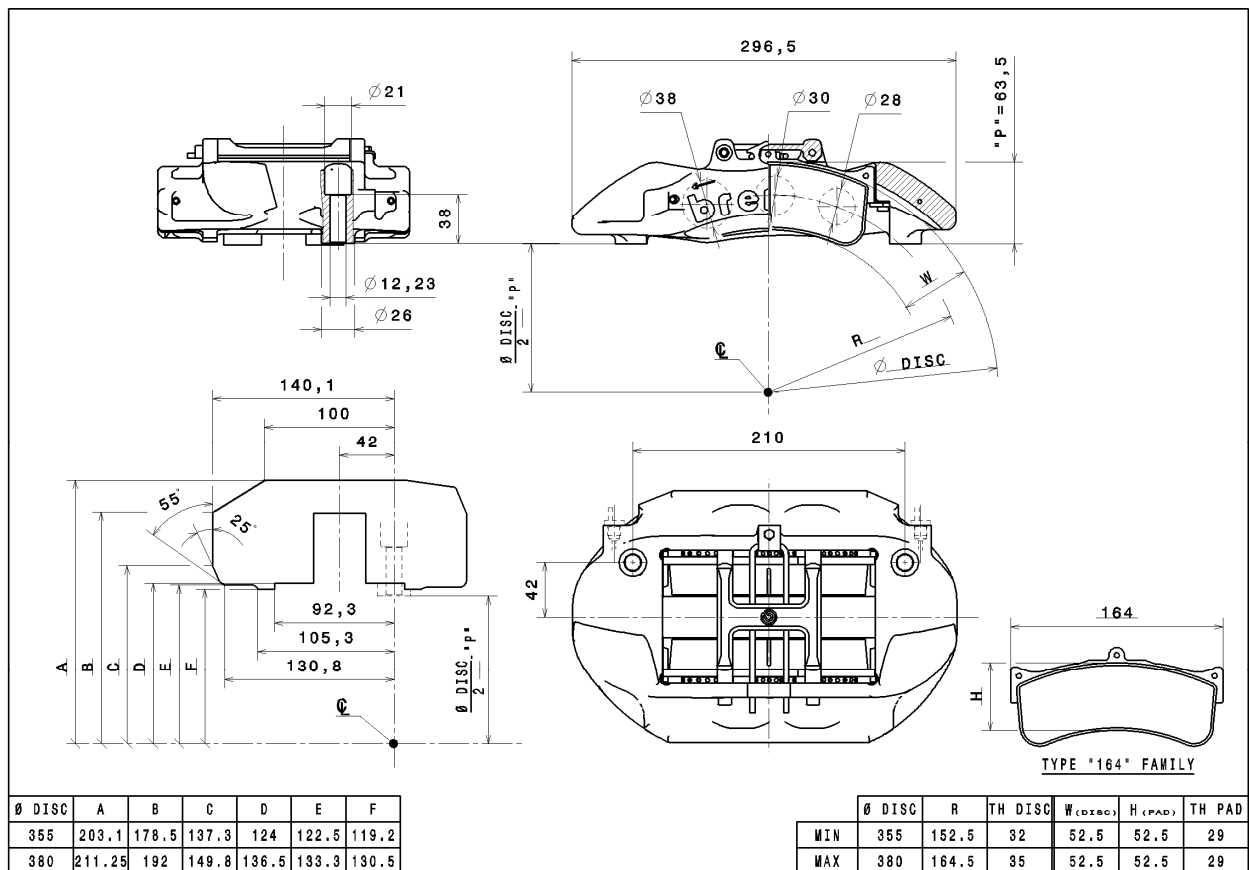
**Leading**

RH **XA4.F1.02**

LH **XA4.F1.01**

**TECHNICAL SPECIFICATION**

Piston Size [mm]	<b>28</b>	Piston Area [cm <sup>2</sup> ]	<b>49.13</b>	Mounting Offset [mm]	<b>42</b>
	<b>30</b>	Pad Area [cm <sup>2</sup> ]	<b>78.5</b>	Mounting Hole Dia. [mm]	<b>12.23</b>
	<b>38</b>	Pad Thickness [mm]	<b>29</b>	Caliper Body	<b>Monobloc</b>
		Pad Family	<b>"164"</b>	Caliper Material	<b>Aluminium</b>
		Disc Thickness [mm]	<b>32 - 35</b>	Piston Insert	<b>Titanium</b>
		Hydraulic Threads	<b>M10x1</b>	Weight [Kg]	<b>3.10</b>
		Mounting Hole Center [mm]	<b>210</b>	Fluid Capacity	<b>115.4</b>



XA4F10102





**P/N XA4.F1.11/12**

**6 PISTON CALIPER**



**TYPICAL APPLICATION**

Grand Touring

**MOUNTING INFORMATION**

**Trailing**

RH **XA4.F1.12**

LH **XA4.F1.11**

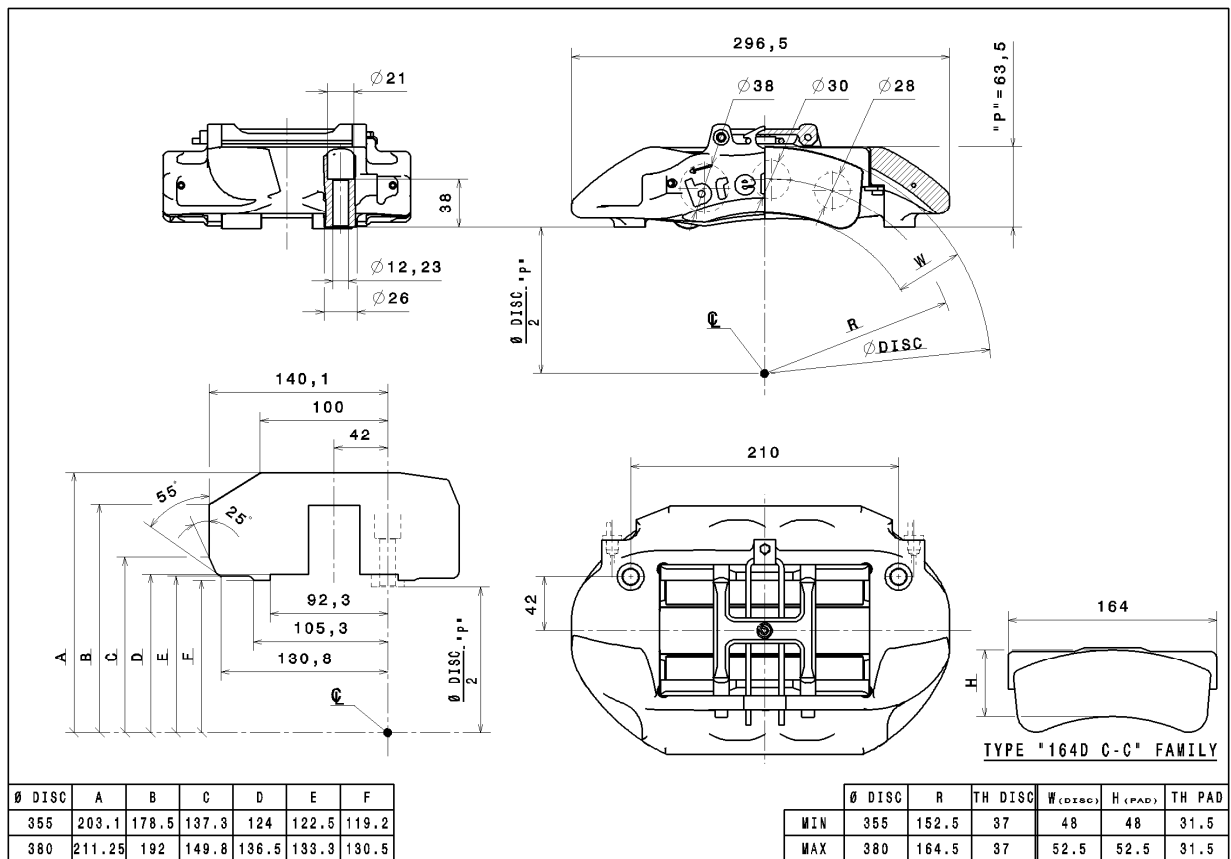
**Leading**

RH **XA4.F1.12**

LH **XA4.F1.11**

**TECHNICAL SPECIFICATION**

Piston Size [mm]	<b>28</b>	Piston Area [cm <sup>2</sup> ]	<b>49.13</b>	Mounting Offset [mm]	<b>42</b>
	<b>30</b>	Pad Area [cm <sup>2</sup> ]	<b>71</b>	Mounting Hole Dia. [mm]	<b>12.23</b>
	<b>38</b>	Pad Thickness [mm]	<b>31.5</b>	Caliper Body	<b>Monobloc</b>
		Pad Family	<b>"164C-C"</b>	Caliper Material	<b>Aluminium</b>
		Disc Thickness [mm]	<b>37</b>	Piston Insert	<b>Titanium</b>
		Hydraulic Threads	<b>M10x1</b>	Weight [Kg]	<b>3.10</b>
		Mounting Hole Center [mm]	<b>210</b>	Fluid Capacity	<b>120.3</b>



XA4F1112



**P/N XA4.F1.21/22**

**6 PISTON CALIPER**



**TYPICAL APPLICATION**

Grand Touring

**MOUNTING INFORMATION**

**Trailing**

RH **XA4.F1.22**

LH **XA4.F1.21**

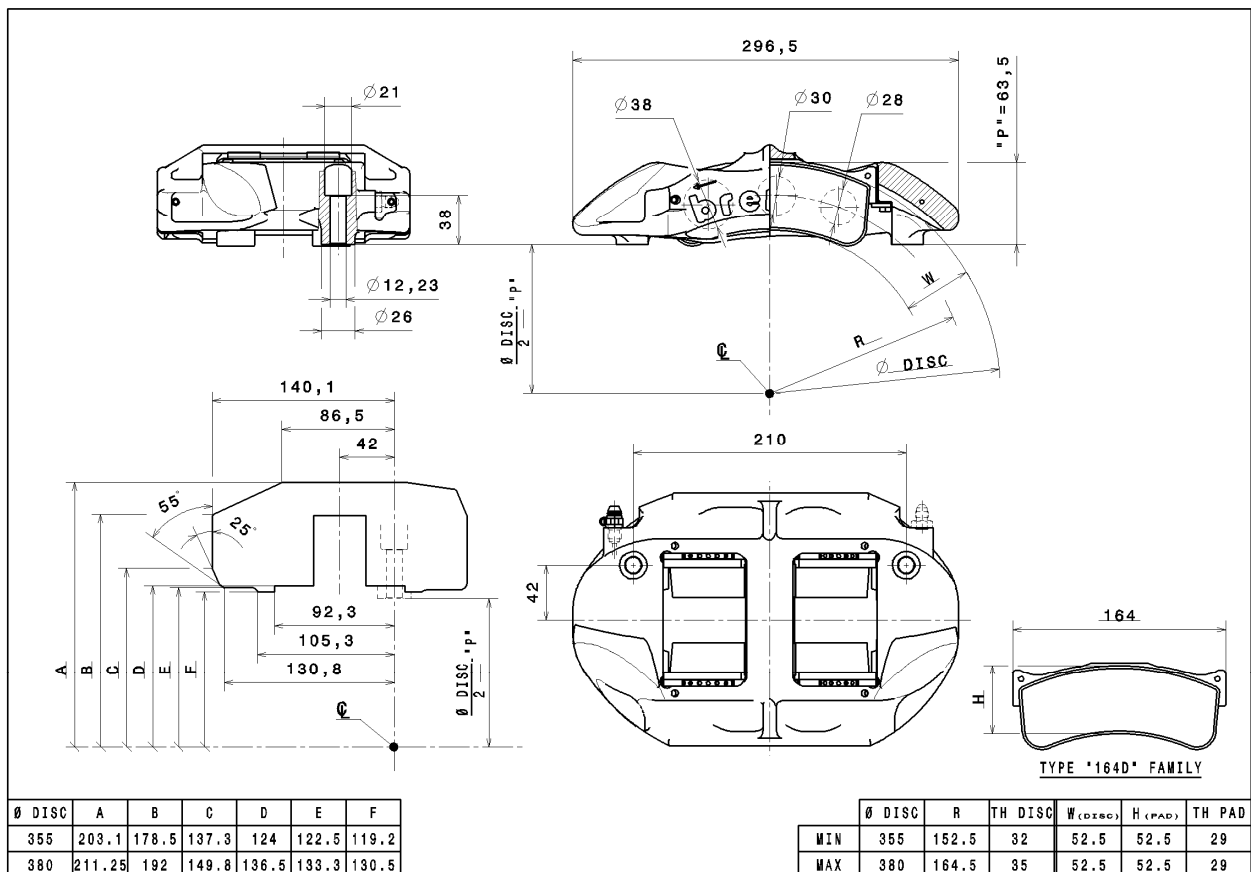
**Leading**

RH **XA4.F1.22**

LH **XA4.F1.21**

**TECHNICAL SPECIFICATION**

Piston Size [mm]	<b>28</b>	Piston Area [cm <sup>2</sup> ]	<b>49.13</b>	Mounting Offset [mm]	<b>42</b>
	<b>30</b>	Pad Area [cm <sup>2</sup> ]	<b>78.5</b>	Mounting Hole Dia. [mm]	<b>12.23</b>
	<b>38</b>	Pad Thickness [mm]	<b>29</b>	Caliper Body	<b>Monobloc</b>
		Pad Family	<b>"164"</b>	Caliper Material	<b>Aluminium</b>
		Disc Thickness [mm]	<b>32 - 35</b>	Piston Insert	<b>Titanium</b>
		Hydraulic Threads	<b>M10x1</b>	Weight [Kg]	<b>3.10</b>
		Mounting Hole Center [mm]	<b>210</b>	Fluid Capacity	<b>115.4</b>



XA4F12122



**P/N XA4.F1.31/32**

**6 PISTON CALIPER**



**TYPICAL APPLICATION**

Grand Touring

**MOUNTING INFORMATION**

**Trailing**

RH **XA4.F1.32**

LH **XA4.F1.31**

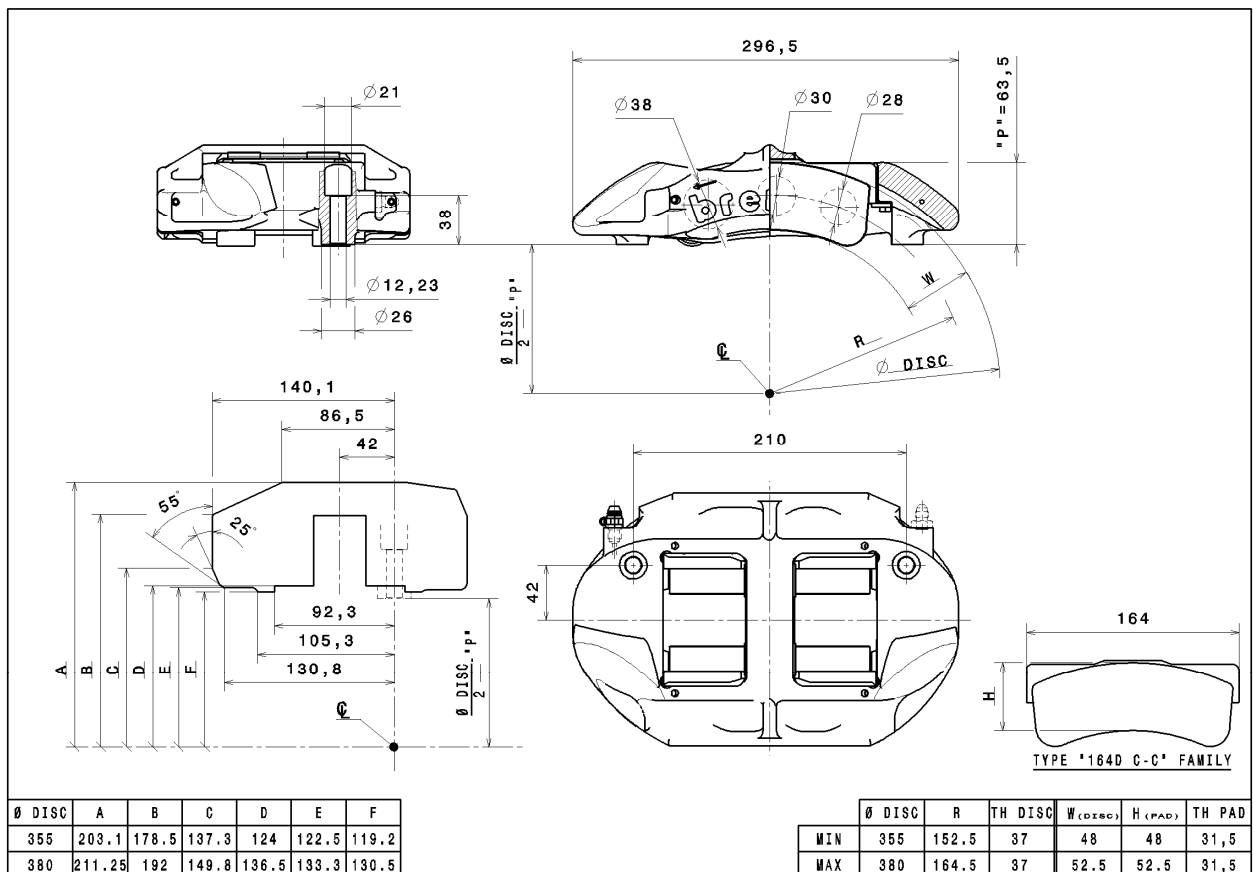
**Leading**

RH **XA4.F1.32**

LH **XA4.F1.31**

**TECHNICAL SPECIFICATION**

Piston Size [mm]	<b>28</b>	Piston Area [cm <sup>2</sup> ]	<b>49.13</b>	Mounting Offset [mm]	<b>42</b>
	<b>30</b>	Pad Area [cm <sup>2</sup> ]	<b>71</b>	Mounting Hole Dia. [mm]	<b>12.23</b>
	<b>38</b>	Pad Thickness [mm]	<b>31.5</b>	Caliper Body	<b>Monobloc</b>
		Pad Family	<b>"164C-C"</b>	Caliper Material	<b>Aluminium</b>
		Disc Thickness [mm]	<b>37</b>	Piston Insert	<b>Titanium</b>
		Hydraulic Threads	<b>M10x1</b>	Weight [Kg]	<b>3.10</b>
		Mounting Hole Center [mm]	<b>210</b>	Fluid Capacity	<b>120.3</b>



XA4F13132



**P/N XA5.C2.01/02**

**6 PISTON CALIPER**



**TYPICAL APPLICATION**

GT Narrow

**MOUNTING INFORMATION**

**Trailing**

RH **XA5.C2.02**

LH **XA5.C2.01**

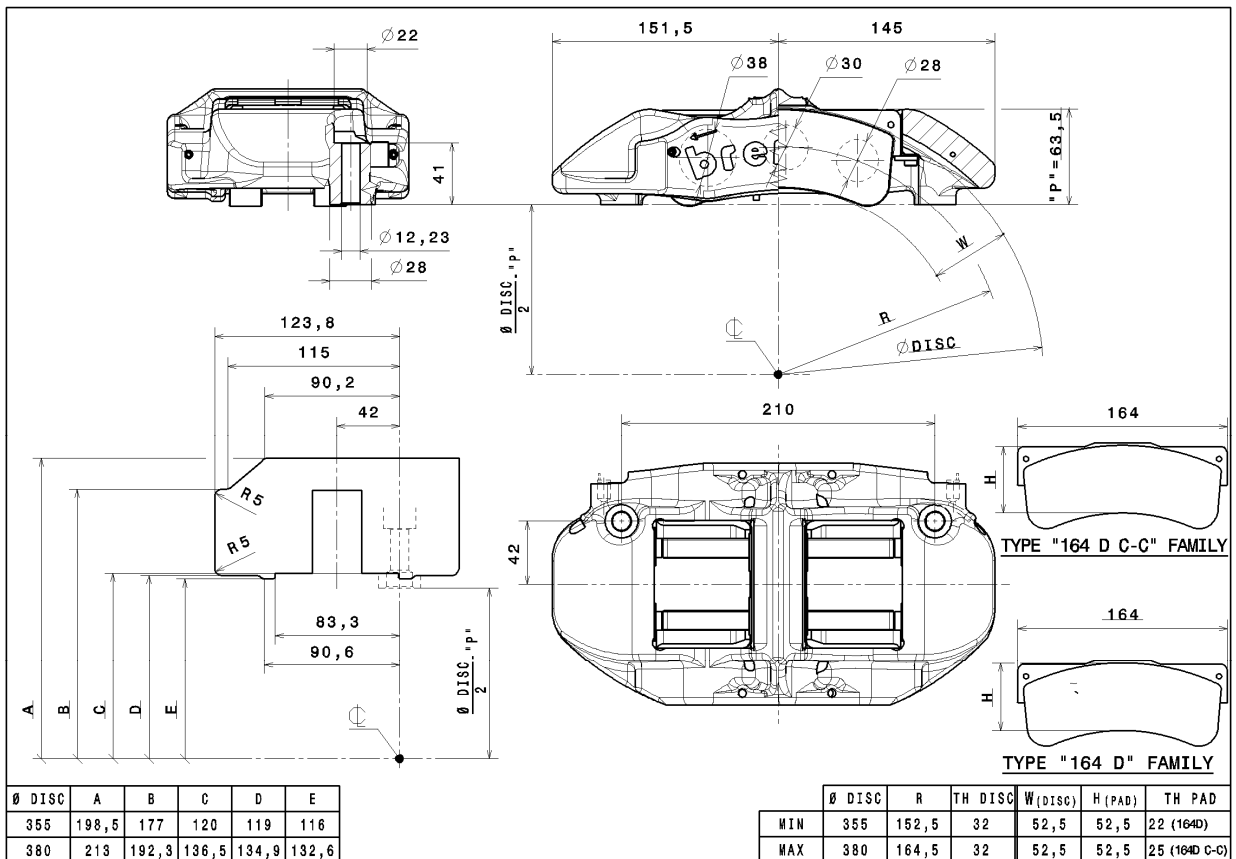
**Leading**

RH **XA5.C2.02**

LH **XA5.C2.01**

**TECHNICAL SPECIFICATION**

Piston Size [mm]	<b>28</b>	Piston Area [cm <sup>2</sup> ]	<b>49.13</b>	Mounting Offset [mm]	<b>42</b>
	<b>30</b>	Pad Area [cm <sup>2</sup> ]	<b>78.5</b>	Mounting Hole Dia. [mm]	<b>10.23</b>
	<b>38</b>	Pad Thickness [mm]	<b>25</b>	Caliper Body	<b>Monobloc</b>
		Pad Family	<b>"164"</b>	Caliper Material	<b>Aluminium</b>
		Disc Thickness [mm]	<b>25 - 32</b>	Piston Insert	<b>Titanium</b>
		Hydraulic Threads	<b>M10x1</b>	Weight [Kg]	
		Mounting Hole Center [mm]	<b>210</b>	Fluid Capacity	<b>81.07</b>



XA5C20102



**P/N XA5.E5.01/04**

**6 PISTON CALIPER**



**TYPICAL APPLICATION**

GP2

**MOUNTING INFORMATION**

**Trailing**

RH **XA5.E5.02**

LH **XA5.E5.01**

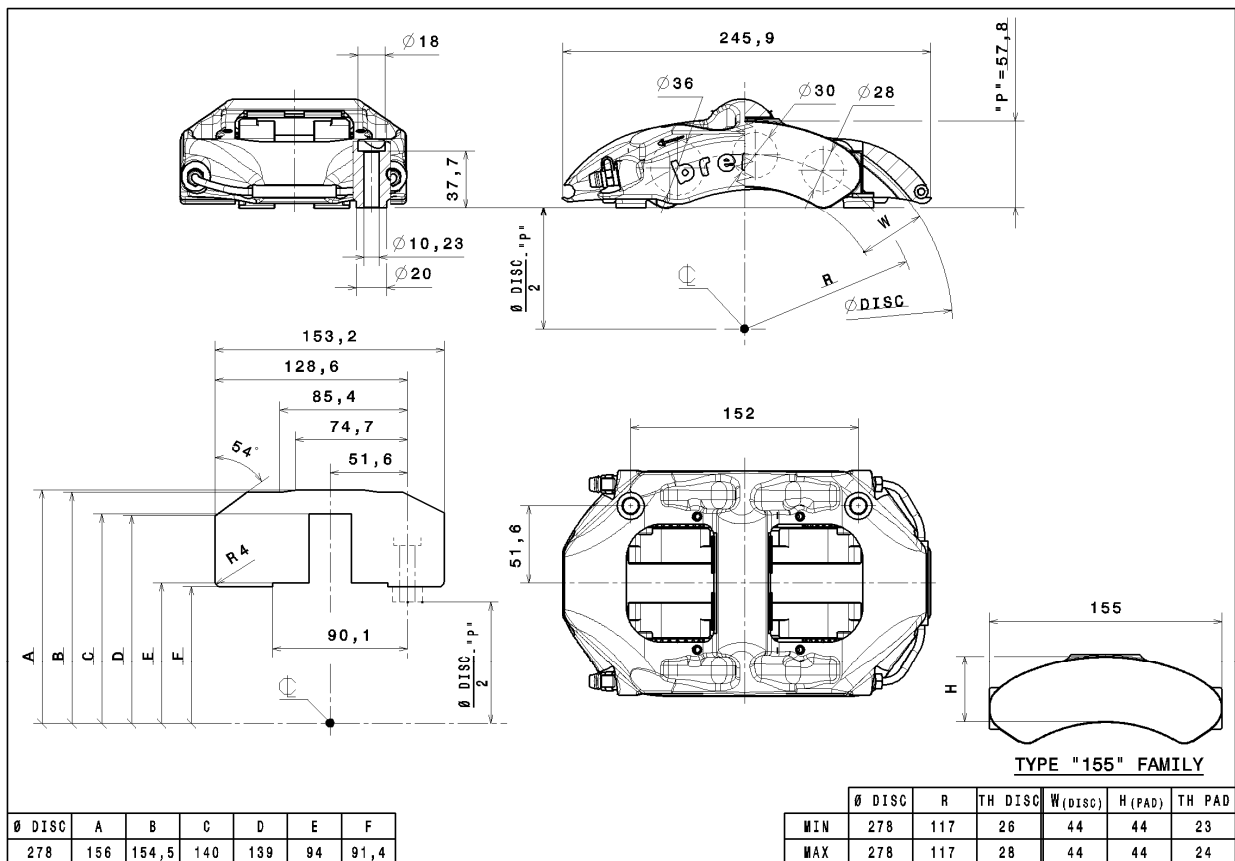
**Leading**

RH **XA5.E5.04**

LH **XA5.E5.03**

**TECHNICAL SPECIFICATION**

Piston Size [mm]	<b>28</b>	Piston Area [cm <sup>2</sup> ]	<b>46.80</b>	Mounting Offset [mm]	<b>51.6</b>
	<b>30</b>	Pad Area [cm <sup>2</sup> ]	<b>63</b>	Mounting Hole Dia. [mm]	<b>10.23</b>
	<b>36</b>	Pad Thickness [mm]	<b>23 - 24</b>	Caliper Body	<b>Monobloc</b>
		Pad Family	<b>"155 C-C"</b>	Caliper Material	<b>Aluminium</b>
		Disc Thickness [mm]	<b>26 - 28</b>	Piston Insert	<b>Titanium</b>
		Hydraulic Threads	<b>M10x1</b>	Weight [Kg]	<b>1.85</b>
		Mounting Hole Center [mm]	<b>152</b>	Fluid Capacity	<b>77.23</b>



XA5E50104



**P/N XA6.61.01/04**

**6 PISTON CALIPER**



**TYPICAL APPLICATION**

GT

**MOUNTING INFORMATION**

**Trailing**

RH **XA6.61.02**

LH **XA6.61.01**

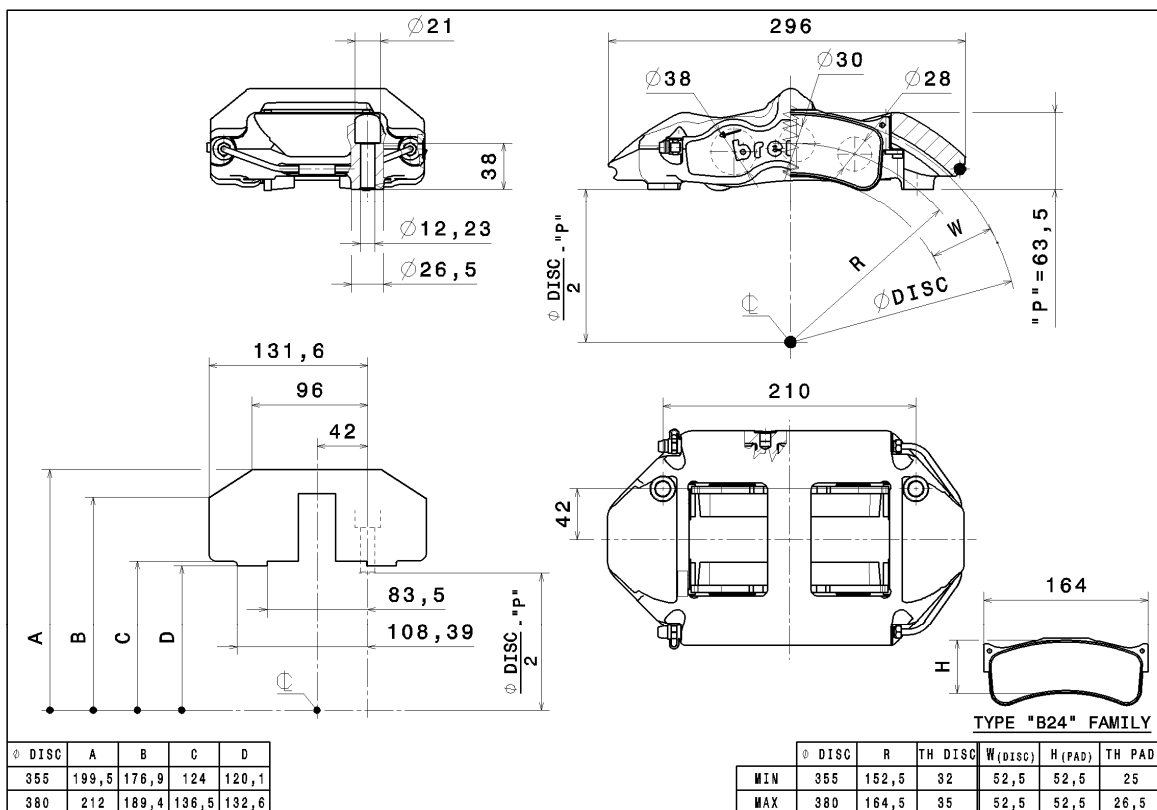
**Leading**

RH **XA6.61.04**

LH **XA6.61.03**

**TECHNICAL SPECIFICATION**

Piston Size [mm]	<b>28</b>	Piston Area [cm <sup>2</sup> ]	<b>49,13</b>	Mounting Offset [mm]	<b>42</b>
	<b>30</b>	Pad Area [cm <sup>2</sup> ]	<b>78,5</b>	Mounting Hole Dia. [mm]	<b>12,23</b>
	<b>38</b>	Pad Thickness [mm]	<b>26,5</b>	Caliper Body	<b>Monobloc</b>
		Pad Family	<b>"B24"</b>	Caliper Material	<b>Aluminium</b>
		Disc Thickness [mm]	<b>32 - 35</b>	Piston Insert	<b>Steel</b>
		Hydraulic Threads	<b>M10x1</b>	Weight [Kg]	<b>2,98</b>
		Mounting Hole Center [mm]	<b>210</b>	Fluid Capacity	<b>102</b>



XA6610104





**P/N XA6.61.21/24**

**6 PISTON CALIPER**



**TYPICAL APPLICATION**

GT

**MOUNTING INFORMATION**

**Trailing**

RH **XA6.61.22**

LH **XA6.61.21**

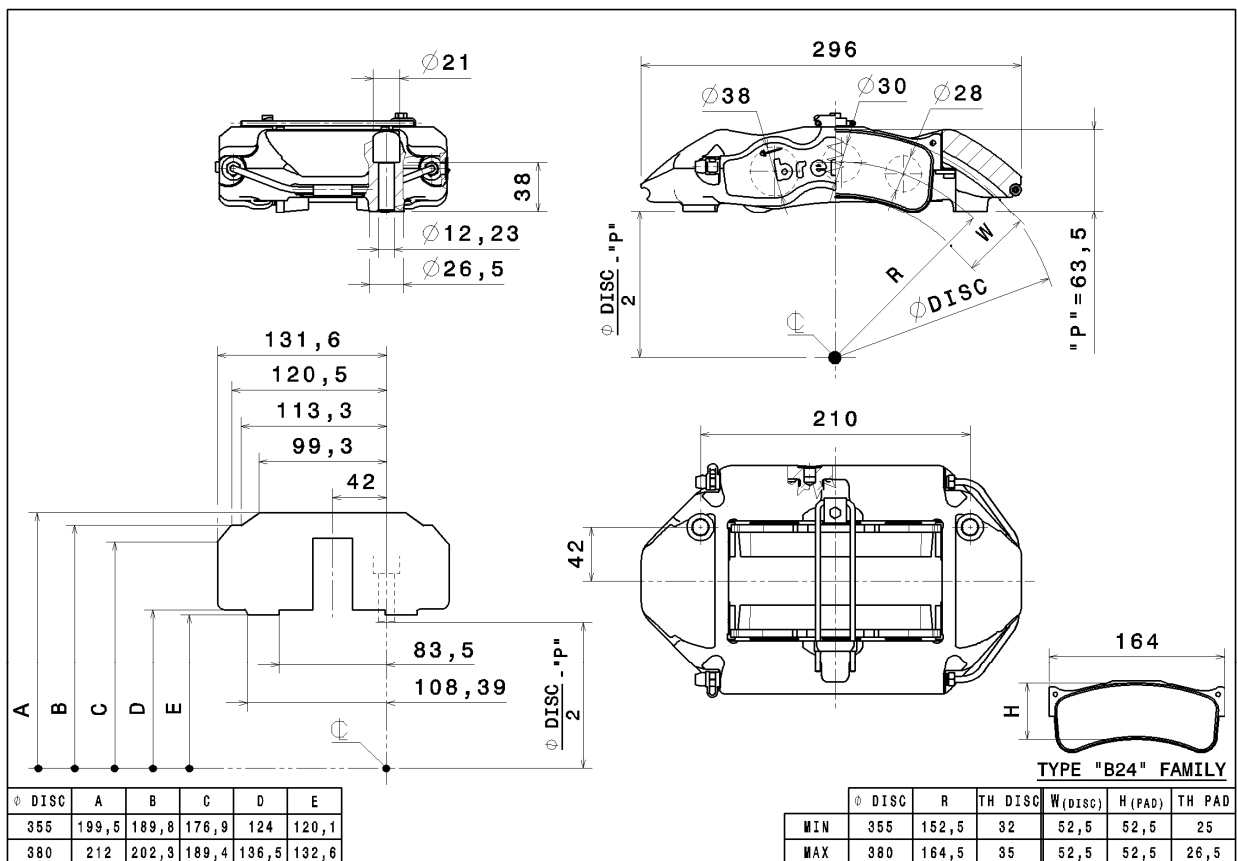
**Leading**

RH **XA6.61.24**

LH **XA6.61.23**

**TECHNICAL SPECIFICATION**

Piston Size [mm]	<b>28</b>	Piston Area [cm <sup>2</sup> ]	<b>49,13</b>	Mounting Offset [mm]	<b>42</b>
	<b>30</b>	Pad Area [cm <sup>2</sup> ]	<b>78,5</b>	Mounting Hole Dia. [mm]	<b>12,23</b>
	<b>38</b>	Pad Thickness [mm]	<b>26,5</b>	Caliper Body	<b>Monobloc</b>
		Pad Family	<b>"B24"</b>	Caliper Material	<b>Aluminium</b>
		Disc Thickness [mm]	<b>32 - 35</b>	Piston Insert	<b>Steel</b>
		Hydraulic Threads	<b>M10x1</b>	Weight [Kg]	<b>2,98</b>
		Mounting Hole Center [mm]	<b>210</b>	Fluid Capacity	<b>102</b>



XA6612124



**P/N** **XA6.H7.01/02**

**6 PISTON CALIPER**

PICTURE  
NOT  
AVAILABLE

**TYPICAL APPLICATION**

Grand AM

**MOUNTING INFORMATION**

**Trailing**

RH **XA6.H7.02**

LH **XA6.H7.01**

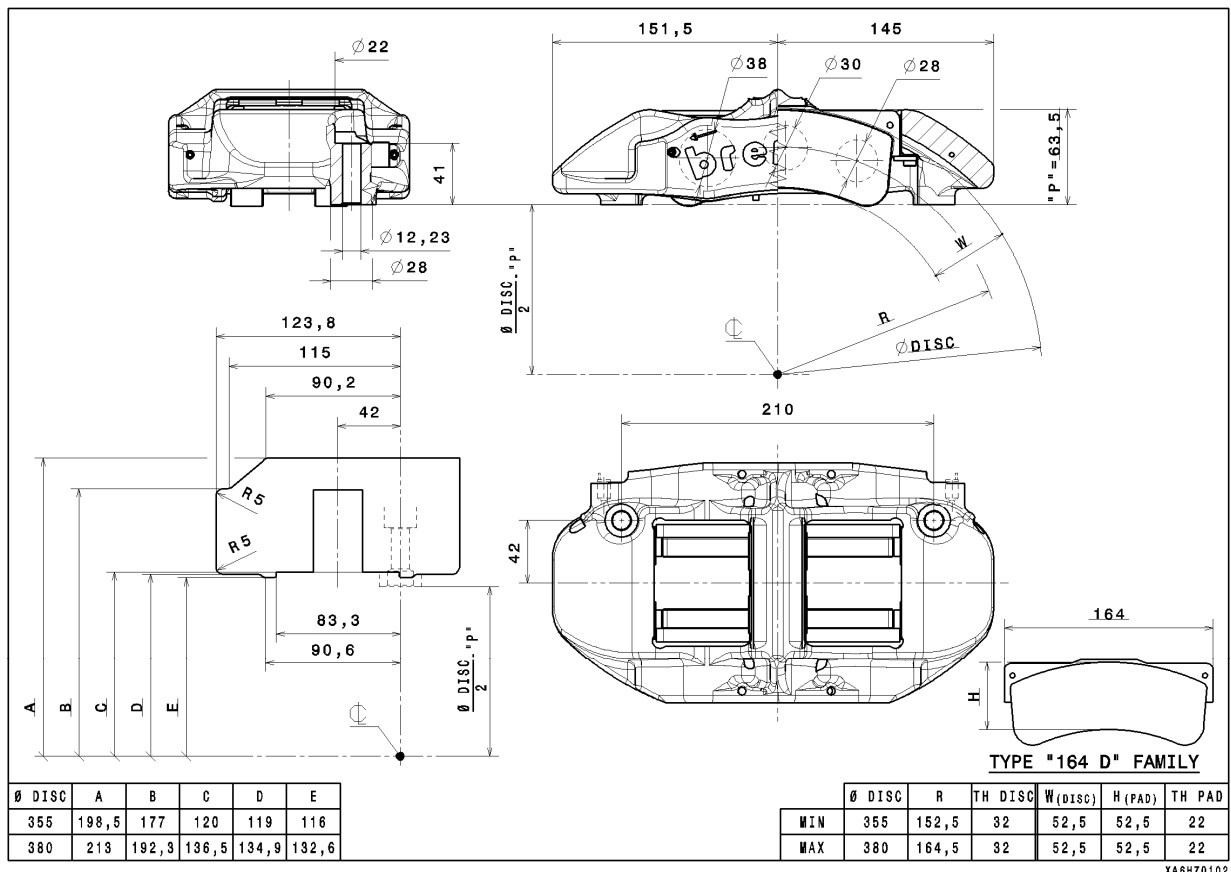
**Leading**

RH **XA6.H7.02**

LH **XA6.H7.01**

**TECHNICAL SPECIFICATION**

Piston Size [mm]	<b>28</b>	Piston Area [cm <sup>2</sup> ]	<b>49.13</b>	Mounting Offset [mm]	<b>42</b>
	<b>30</b>	Pad Area [cm <sup>2</sup> ]	<b>78.5</b>	Mounting Hole Dia. [mm]	<b>12.23</b>
	<b>38</b>	Pad Thickness [mm]	<b>22</b>	Caliper Body	<b>Monobloc</b>
		Pad Family	<b>"164"</b>	Caliper Material	<b>Aluminium</b>
		Disc Thickness [mm]	<b>32</b>	Piston Insert	<b>Steel</b>
		Hydraulic Threads	<b>M10x1</b>	Weight [Kg]	
		Mounting Hole Center [mm]	<b>210</b>	Fluid Capacity	<b>81.07</b>





**P/N XA3.02.11/12**

**6 PISTON CALIPER**



**TYPICAL APPLICATION**

Grand Touring

**MOUNTING INFORMATION**

**Trailing**

RH **XA3.02.12**

LH **XA3.02.11**

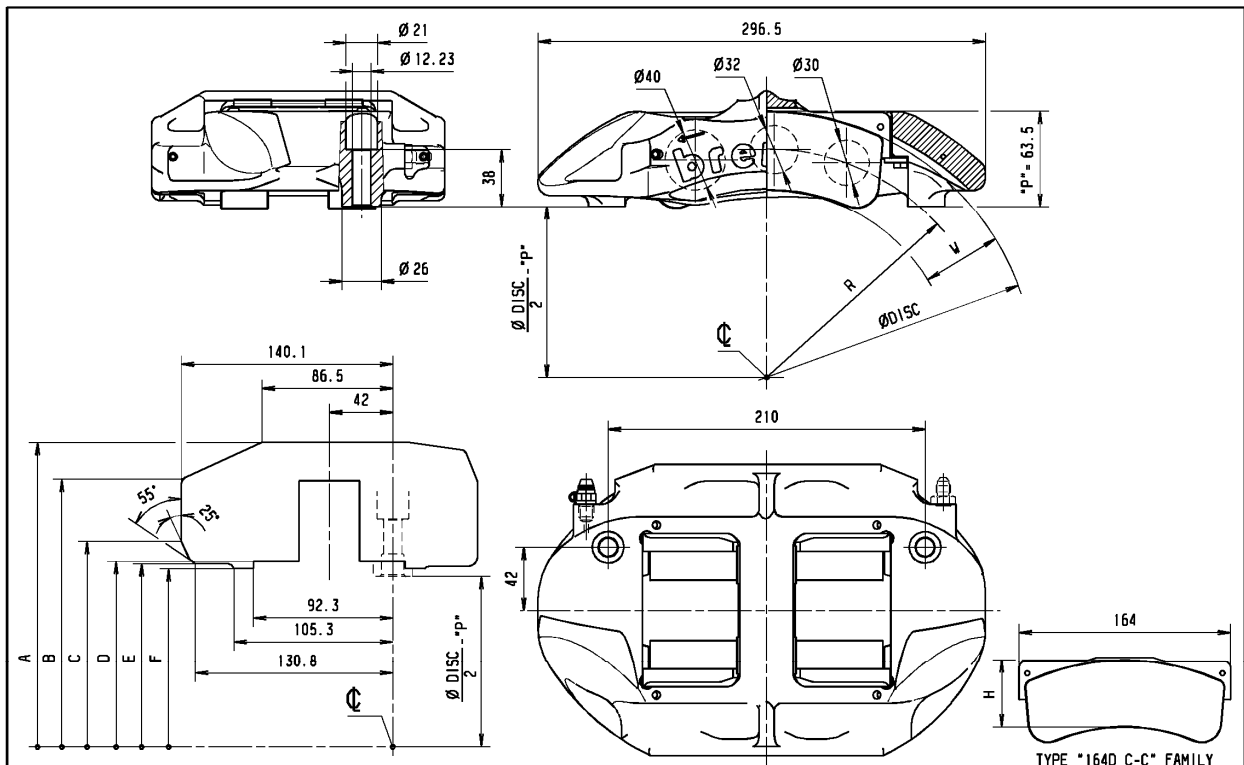
**Leading**

RH **XA3.02.12**

LH **XA3.02.11**

**TECHNICAL SPECIFICATION**

Piston Size [mm]	<b>30</b>	Piston Area [cm <sup>2</sup> ]	<b>55.35</b>	Mounting Offset [mm]	<b>42</b>
	<b>32</b>	Pad Area [cm <sup>2</sup> ]	<b>71</b>	Mounting Hole Dia. [mm]	<b>12.23</b>
	<b>40</b>	Pad Thickness [mm]	<b>31.5</b>	Caliper Body	<b>Monobloc</b>
		Pad Family	<b>"164C-C"</b>	Caliper Material	<b>Aluminium</b>
		Disc Thickness [mm]	<b>37</b>	Piston Insert	<b>Titanium</b>
		Hydraulic Threads	<b>M10x1</b>	Weight [Kg]	<b>2.90</b>
		Mounting Hole Center [mm]	<b>210</b>	Fluid Capacity	<b>135.6</b>



Ø DISC	A	B	C	D	E	F
355	203.1	178.5	137.3	124	122.5	119.2
380	211.25	192	149.8	136.5	133.3	130.5

	Ø DISC	R	TH DISC	W <sub>(DISC)</sub>	H <sub>(PAD)</sub>	TH PAD
MIN	355	152.5	37	48	48	31.5
MAX	380	164.5	37	53	53	31.5

XA3021112A



**P/N XA3.02.21/22**

**6 PISTON CALIPER**



**TYPICAL APPLICATION**

Grand Touring

**MOUNTING INFORMATION**

**Trailing**

RH **XA3.02.22**

LH **XA3.02.21**

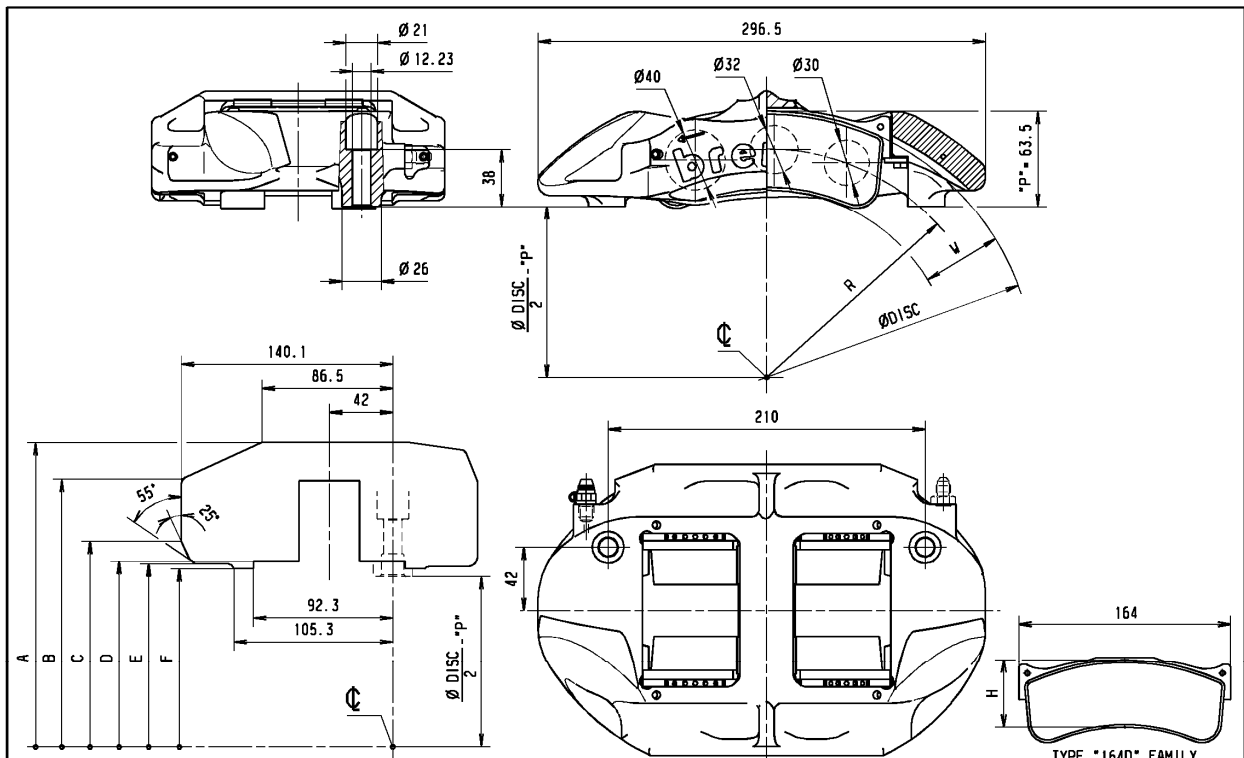
**Leading**

RH **XA3.02.22**

LH **XA3.02.21**

**TECHNICAL SPECIFICATION**

Piston Size [mm]	<b>30</b>	Piston Area [cm <sup>2</sup> ]	<b>55.35</b>	Mounting Offset [mm]	<b>42</b>
	<b>32</b>	Pad Area [cm <sup>2</sup> ]	<b>78.5</b>	Mounting Hole Dia. [mm]	<b>12.23</b>
	<b>40</b>	Pad Thickness [mm]	<b>29</b>	Caliper Body	<b>Monobloc</b>
		Pad Family	<b>"164D"</b>	Caliper Material	<b>Aluminium</b>
		Disc Thickness [mm]	<b>32 - 35</b>	Piston Insert	<b>Titanium</b>
		Hydraulic Threads	<b>M10x1</b>	Weight [Kg]	<b>2.90</b>
		Mounting Hole Center [mm]	<b>210</b>	Fluid Capacity	<b>130.0</b>



$\varnothing \text{DISC}$	A	B	C	D	E	F
355	203.1	178.5	137.3	124	122.5	119.2
380	211.25	192	149.8	136.5	133.3	130.5

$\varnothing \text{DISC}$	R	TH DISC	W <sub>(DISC)</sub>	H <sub>(PAD)</sub>	TH PAD
MIN 355	152.5	32	52.5	52.5	29
MAX 380	164.5	35	52.5	52.5	29

XA3022122A



**P/N XA3.02.31/32**

**6 PISTON CALIPER**



**TYPICAL APPLICATION**

Grand Touring

**MOUNTING INFORMATION**

**Trailing**

RH **XA3.02.32**

LH **XA3.02.31**

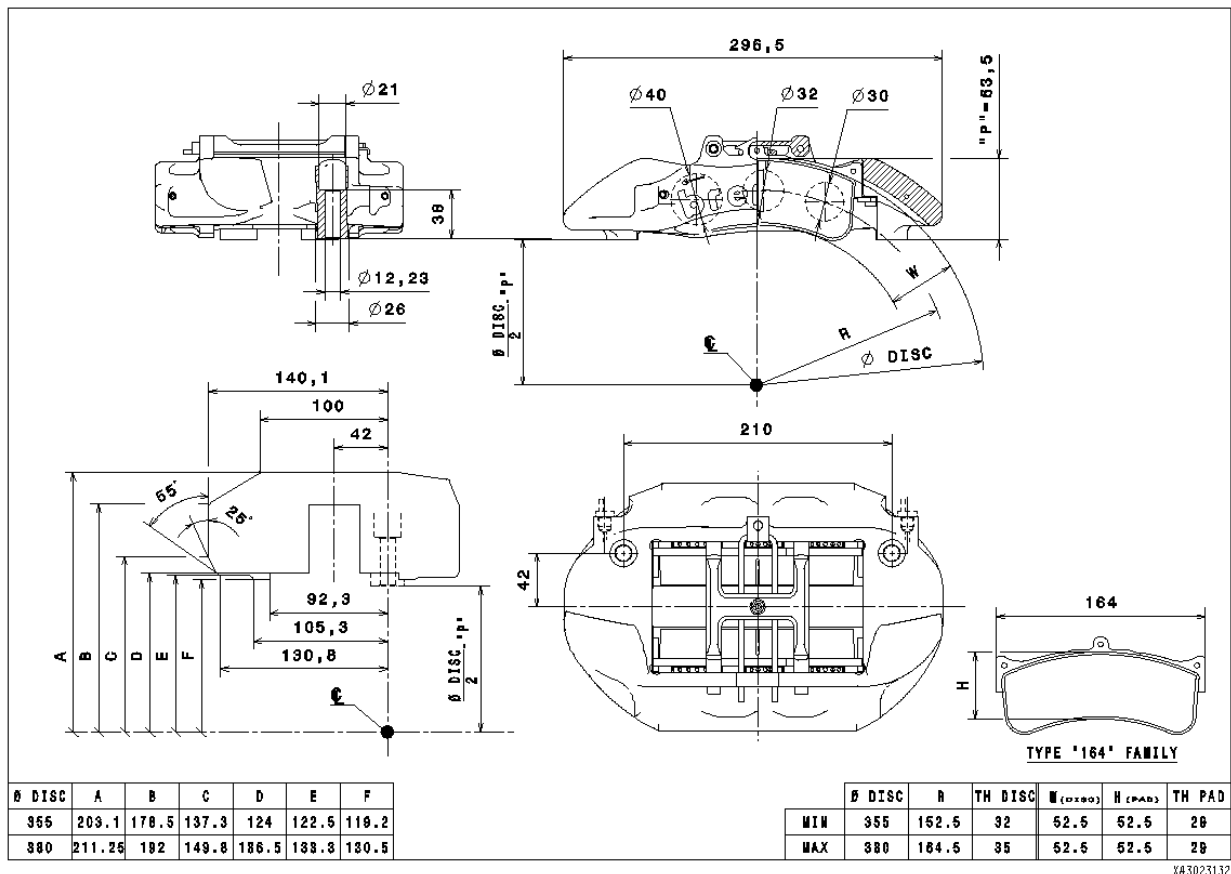
**Leading**

RH **XA3.02.32**

LH **XA3.02.31**

**TECHNICAL SPECIFICATION**

Piston Size [mm]	<b>30</b>	Piston Area [cm <sup>2</sup> ]	<b>55.35</b>	Mounting Offset [mm]	<b>42</b>
	<b>32</b>	Pad Area [cm <sup>2</sup> ]	<b>78.5</b>	Mounting Hole Dia. [mm]	<b>12.23</b>
	<b>40</b>	Pad Thickness [mm]	<b>29</b>	Caliper Body	<b>Monobloc</b>
		Pad Family	<b>"164"</b>	Caliper Material	<b>Aluminium</b>
		Disc Thickness [mm]	<b>32 - 35</b>	Piston Insert	<b>Titanium</b>
		Hydraulic Threads	<b>M10x1</b>	Weight [Kg]	<b>2.90</b>
		Mounting Hole Center [mm]	<b>210</b>	Fluid Capacity	<b>130.0</b>



XA3023132



**P/N XA3.02.41/42**

**6 PISTON CALIPER**



**TYPICAL APPLICATION**

Grand Touring

**MOUNTING INFORMATION**

**Trailing**

RH **XA3.02.42**

LH **XA3.02.41**

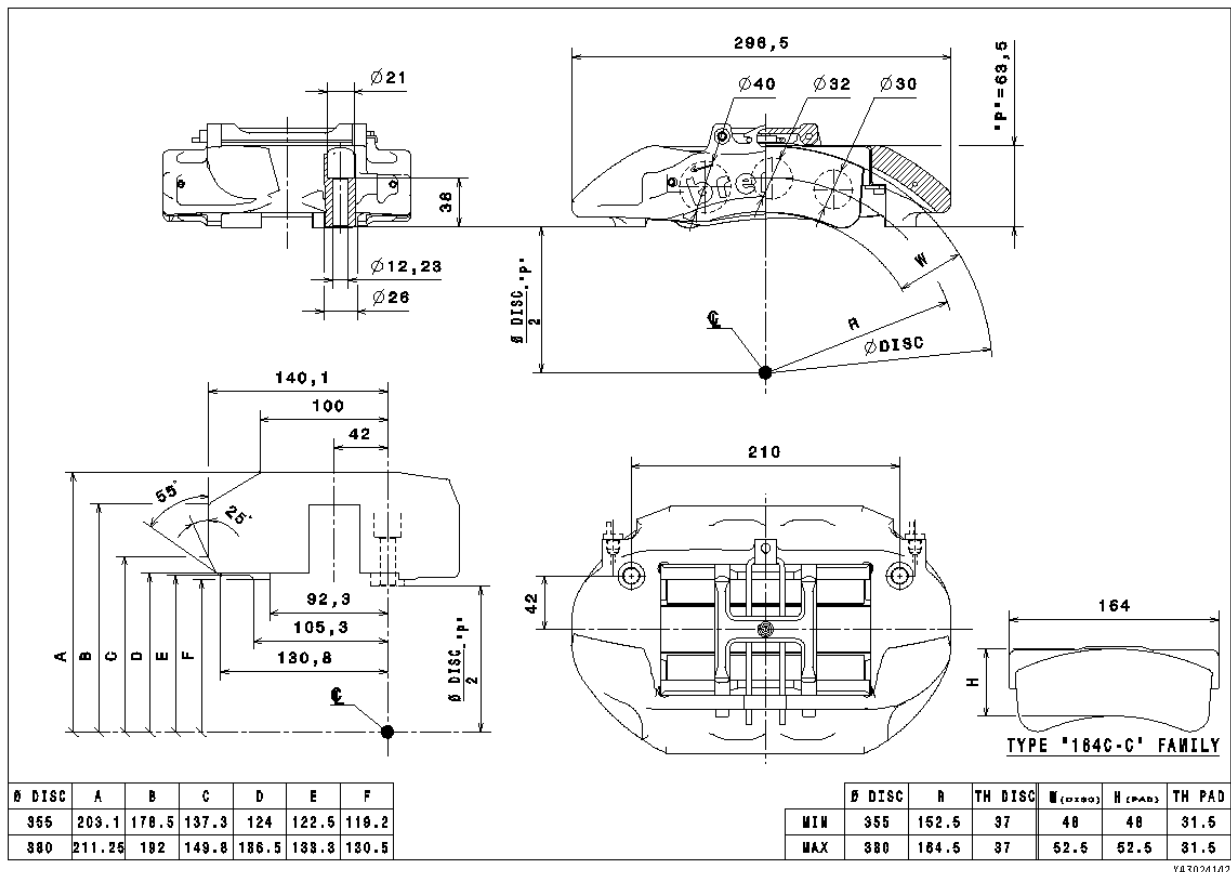
**Leading**

RH **XA3.02.42**

LH **XA3.02.41**

**TECHNICAL SPECIFICATION**

Piston Size [mm]	<b>30</b>	Piston Area [cm <sup>2</sup> ]	<b>55.35</b>	Mounting Offset [mm]	<b>42</b>
	<b>32</b>	Pad Area [cm <sup>2</sup> ]	<b>71</b>	Mounting Hole Dia. [mm]	<b>12.23</b>
	<b>40</b>	Pad Thickness [mm]	<b>31.5</b>	Caliper Body	<b>Monobloc</b>
		Pad Family	<b>"164C-C"</b>	Caliper Material	<b>Aluminium</b>
		Disc Thickness [mm]	<b>37</b>	Piston Insert	<b>Titanium</b>
		Hydraulic Threads	<b>M10x1</b>	Weight [Kg]	<b>2.90</b>
		Mounting Hole Center [mm]	<b>210</b>	Fluid Capacity	<b>135.6</b>







**P/N XA6.L4.03/04**

**6 PISTON CALIPER**



**TYPICAL APPLICATION**

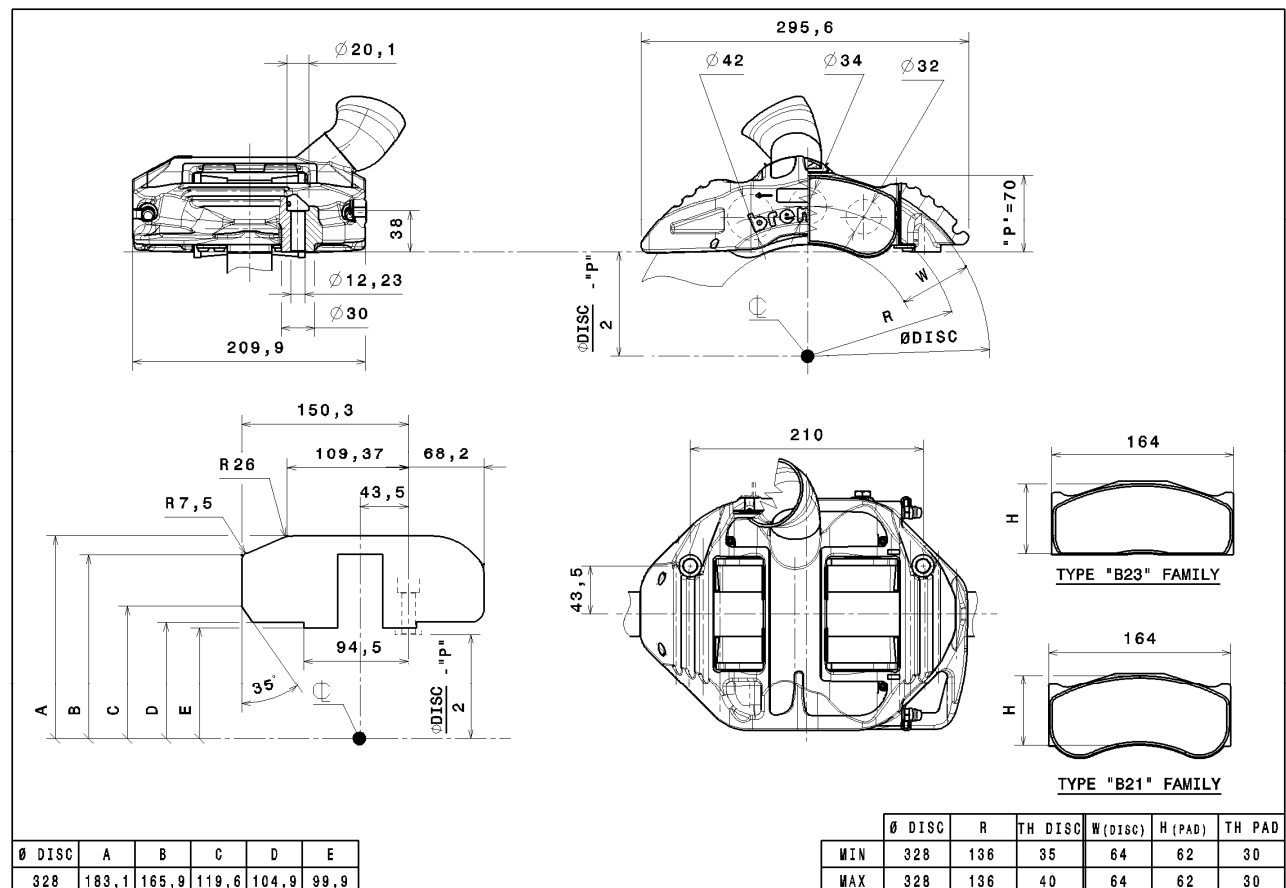
Nascar

**MOUNTING INFORMATION**

<b>Trailing</b>	<b>Leading</b>
RH <b>XA6.L4.04</b>	RH
LH <b>XA6.L4.03</b>	LH

**TECHNICAL SPECIFICATION**

Piston Size [mm]	<b>32</b>	Piston Area [cm <sup>2</sup> ]		Mounting Offset [mm]	<b>43,5</b>
	<b>34</b>	Pad Area [cm <sup>2</sup> ]	<b>89 -95</b>	Mounting Hole Dia. [mm]	<b>12,23</b>
	<b>42</b>	Pad Thickness [mm]	<b>30</b>	Caliper Body	<b>Monobloc</b>
		Pad Family	<b>"B21"- "B23"</b>	Caliper Material	<b>Aluminium</b>
		Disc Thickness [mm]	<b>35 - 40</b>	Piston Insert	
		Hydraulic Threads	<b>M10x1</b>	Weight [Kg]	<b>3,45</b>
		Mounting Hole Center [mm]	<b>210</b>	Fluid Capacity	<b>152,1</b>





**P/N XA3.40.91/94**

**6 PISTON CALIPER**



**TYPICAL APPLICATION**

Rally Raid

**MOUNTING INFORMATION**

**Trailing**

RH **XA3.40.92**

LH **XA3.40.91**

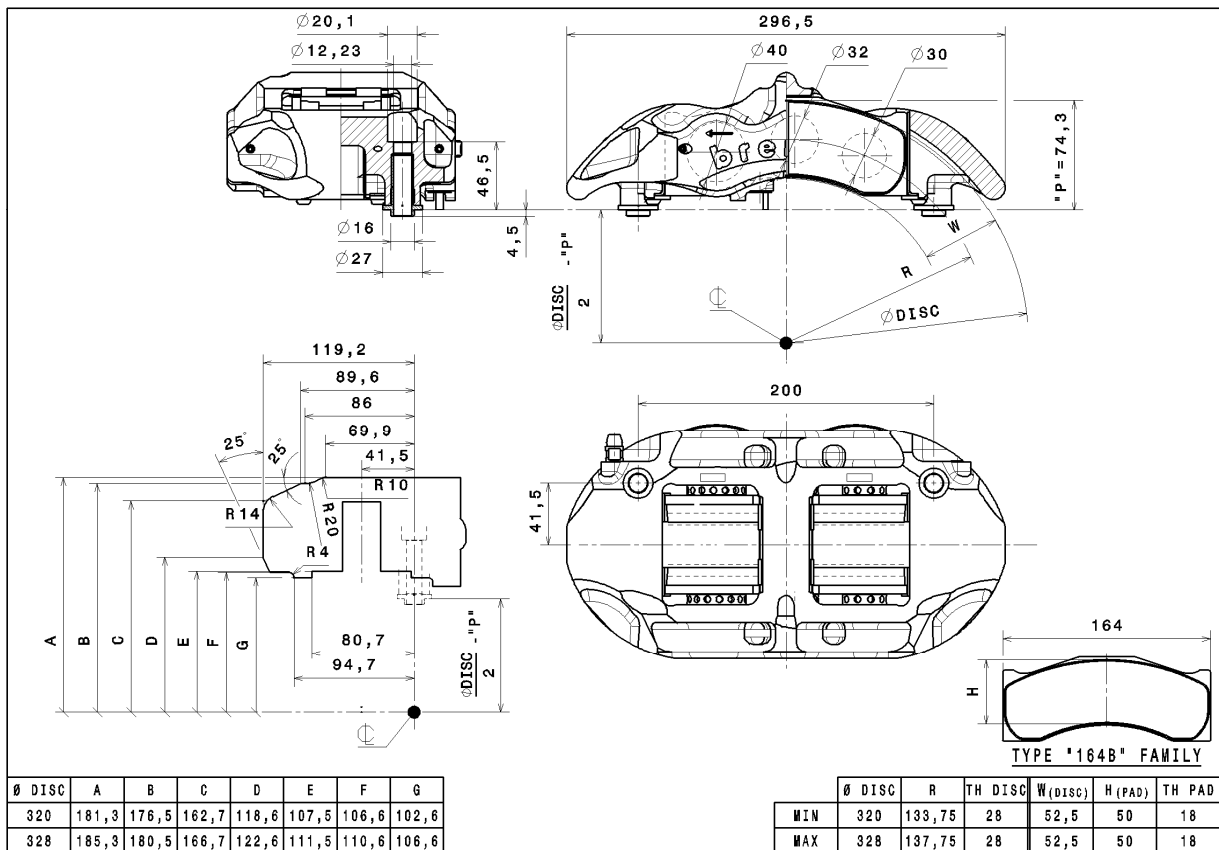
**Leading**

RH **XA3.40.94**

LH **XA3.40.93**

**TECHNICAL SPECIFICATION**

Piston Size [mm]	<b>30</b>	Piston Area [cm <sup>2</sup> ]	<b>55.35</b>	Mounting Offset [mm]	<b>41.5</b>
	<b>32</b>	Pad Area [cm <sup>2</sup> ]	<b>77</b>	Mounting Hole Dia. [mm]	<b>12.23</b>
	<b>40</b>	Pad Thickness [mm]	<b>18</b>	Caliper Body	<b>Monobloc</b>
		Pad Family	<b>"164A"</b>	Caliper Material	<b>Aluminium</b>
		Disc Thickness [mm]	<b>28</b>	Piston Insert	<b>Steel</b>
		Hydraulic Threads	<b>M10x1</b>	Weight [Kg]	
		Mounting Hole Center [mm]	<b>200</b>	Fluid Capacity	<b>99.64</b>



XA3409194



**P/N X93.41.21/24**

**8 PISTON CALIPER**



**TYPICAL APPLICATION**

WRC & Touring Car

**MOUNTING INFORMATION**

**Trailing**

RH **X93.41.22**

LH **X93.41.21**

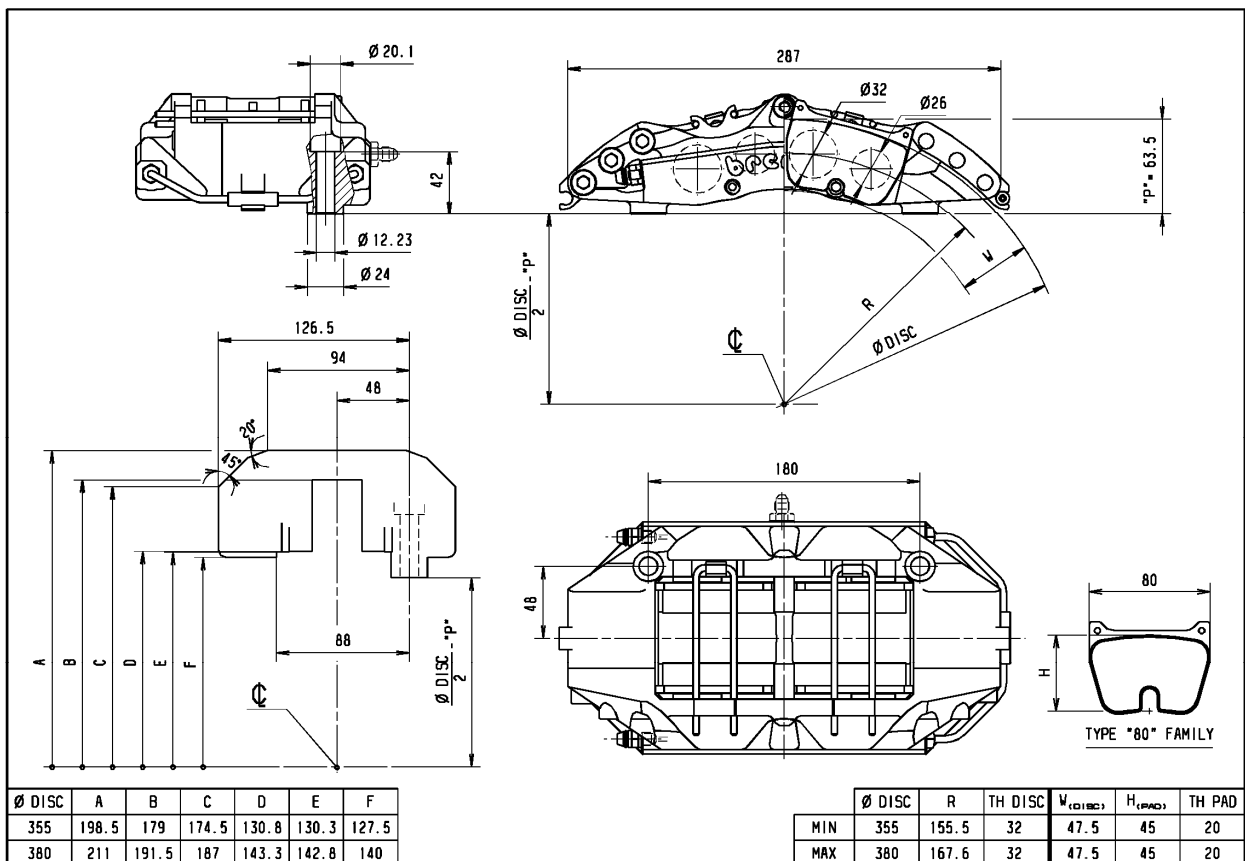
**Leading**

RH **X93.41.24**

LH **X93.41.23**

**TECHNICAL SPECIFICATION**

Piston Size [mm]	<b>26</b>	Piston Area [cm <sup>2</sup> ]	<b>53.40</b>	Mounting Offset [mm]	<b>48</b>
	<b>32</b>	Pad Area [cm <sup>2</sup> ]	<b>31.6</b>	Mounting Hole Dia. [mm]	<b>12.23</b>
	<b>26</b>	Pad Thickness [mm]	<b>20</b>	Caliper Body	<b>2 Pieces</b>
	<b>32</b>	Pad Family	<b>"80"</b>	Caliper Material	<b>Aluminium</b>
		Disc Thickness [mm]	<b>32</b>	Piston Insert	<b>Titanium</b>
		Hydraulic Threads	<b>M10x1</b>	Weight [Kg]	<b>2.98</b>
		Mounting Hole Center [mm]	<b>180</b>	Fluid Capacity	<b>82.78</b>





**P/N XA5.D6.01/04**

**8 PISTON CALIPER**



**TYPICAL APPLICATION**

Rally

**MOUNTING INFORMATION**

**Trailing**

RH **XA5.D6.02**

LH **XA5.D6.01**

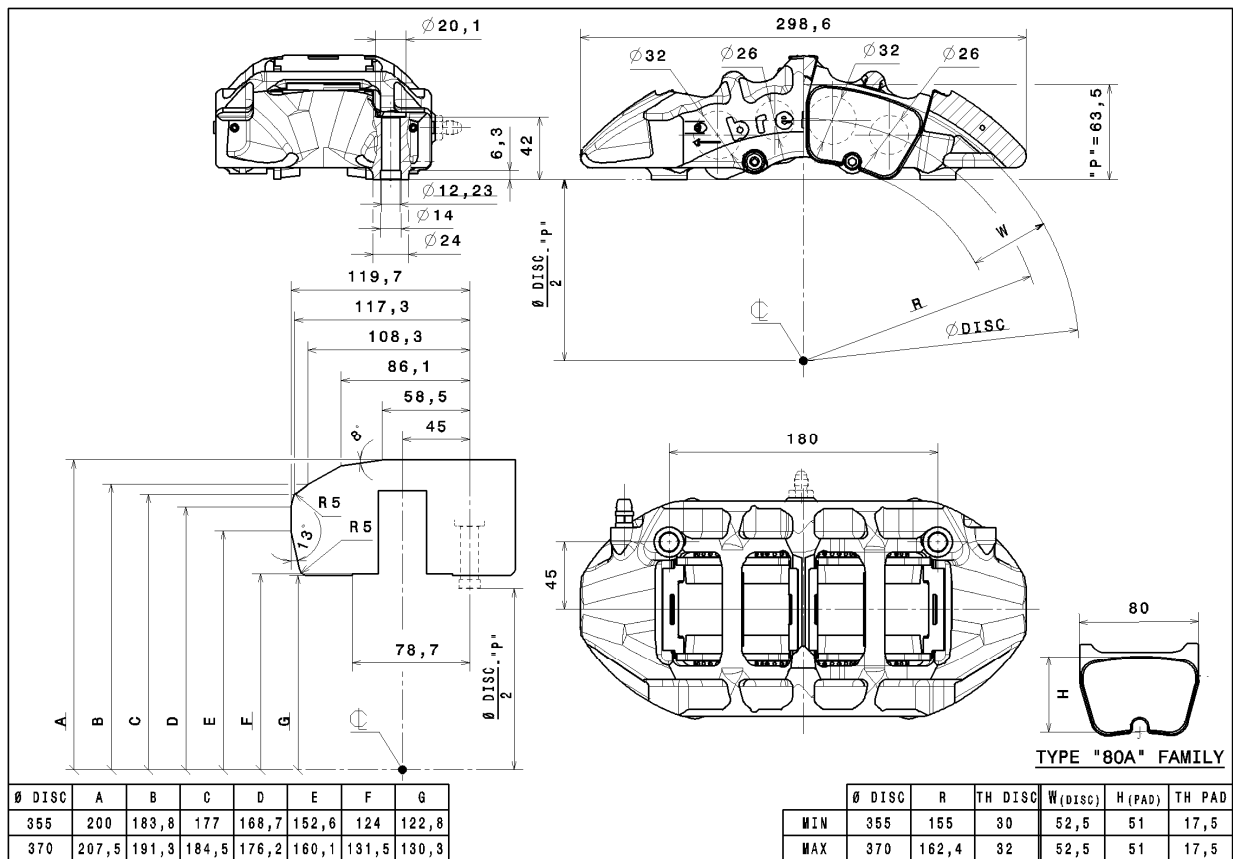
**Leading**

RH **XA5.D6.04**

LH **XA5.D6.03**

**TECHNICAL SPECIFICATION**


Piston Size [mm]	<b>26</b>	Piston Area [cm <sup>2</sup> ]	<b>53.40</b>	Mounting Offset [mm]	<b>45</b>
	<b>32</b>	Pad Area [cm <sup>2</sup> ]	<b>34.1</b>	Mounting Hole Dia. [mm]	<b>12.23</b>
	<b>26</b>	Pad Thickness [mm]	<b>17.5</b>	Caliper Body	<b>Monobloc</b>
	<b>32</b>	Pad Family	<b>"80-H51"</b>	Caliper Material	<b>Aluminium</b>
		Disc Thickness [mm]	<b>30 - 32</b>	Piston Insert	<b>Titanium</b>
		Hydraulic Threads	<b>M10x1</b>	Weight [Kg]	<b>2.52</b>
		Mounting Hole Center [mm]	<b>180</b>	Fluid Capacity	<b>96.13</b>



Ø DISC	A	B	C	D	E	F	G
355	200	183,8	177	168,7	152,6	124	122,8
370	207,5	191,3	184,5	176,2	160,1	131,5	130,3

	Ø DISC	R	TH DISC	W(DISC)	H(PAD)	TH PAD
MIN	355	155	30	52,5	51	17,5
MAX	370	162,4	32	52,5	51	17,5

XA5D60104



**P/N X99.D0.01/04**

**8 PISTON RALLY (LIGHT) CALIPER**



**TYPICAL APPLICATION**

Front tarmac caliper WRC

**MOUNTING INFORMATION**

**Trailing**

RH **X99.D0.02**

LH **X99.D0.01**

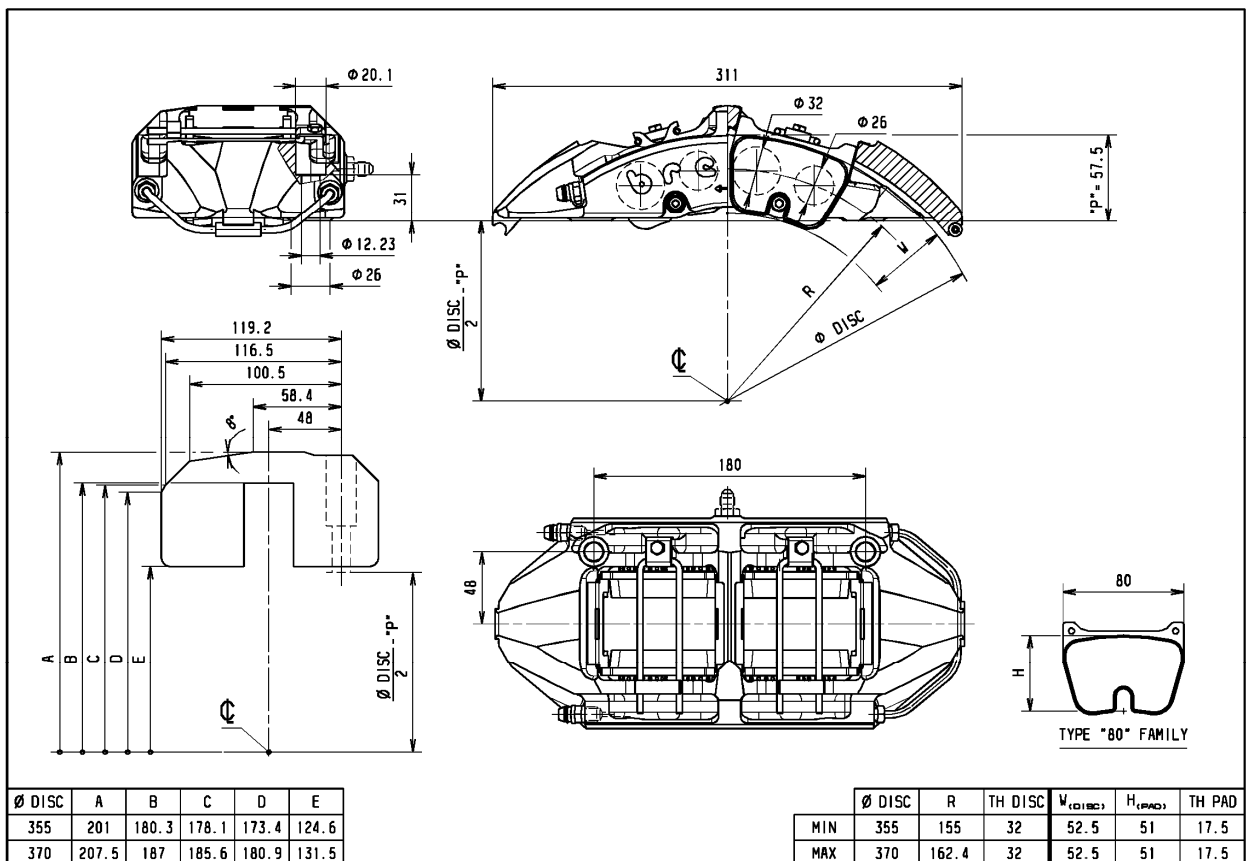
**Leading**

RH **X99.D0.04**

LH **X99.D0.03**

**TECHNICAL SPECIFICATION**

Piston Size [mm]	<b>26</b>	Piston Area [cm <sup>2</sup> ]	<b>53.40</b>	Mounting Offset [mm]	<b>48</b>
	<b>32</b>	Pad Area [cm <sup>2</sup> ]	<b>33.3</b>	Mounting Hole Dia. [mm]	<b>12.23</b>
	<b>26</b>	Pad Thickness [mm]	<b>17.5</b>	Caliper Body	<b>Monobloc</b>
	<b>32</b>	Pad Family	<b>"80"</b>	Caliper Material	<b>Aluminium</b>
		Disc Thickness [mm]	<b>32</b>	Piston Insert	<b>Titanium</b>
		Hydraulic Threads	<b>M10x1</b>	Weight [Kg]	<b>2.40</b>
		Mounting Hole Center [mm]	<b>180</b>	Fluid Capacity	<b>69.42</b>







**P/N X99.D0.11/14**

**8 PISTON RALLY (LIGHT) CALIPER**



**TYPICAL APPLICATION**

Front tarmac caliper WRC

**MOUNTING INFORMATION**

**Trailing**

RH **X99.D0.12**

LH **X99.D0.11**

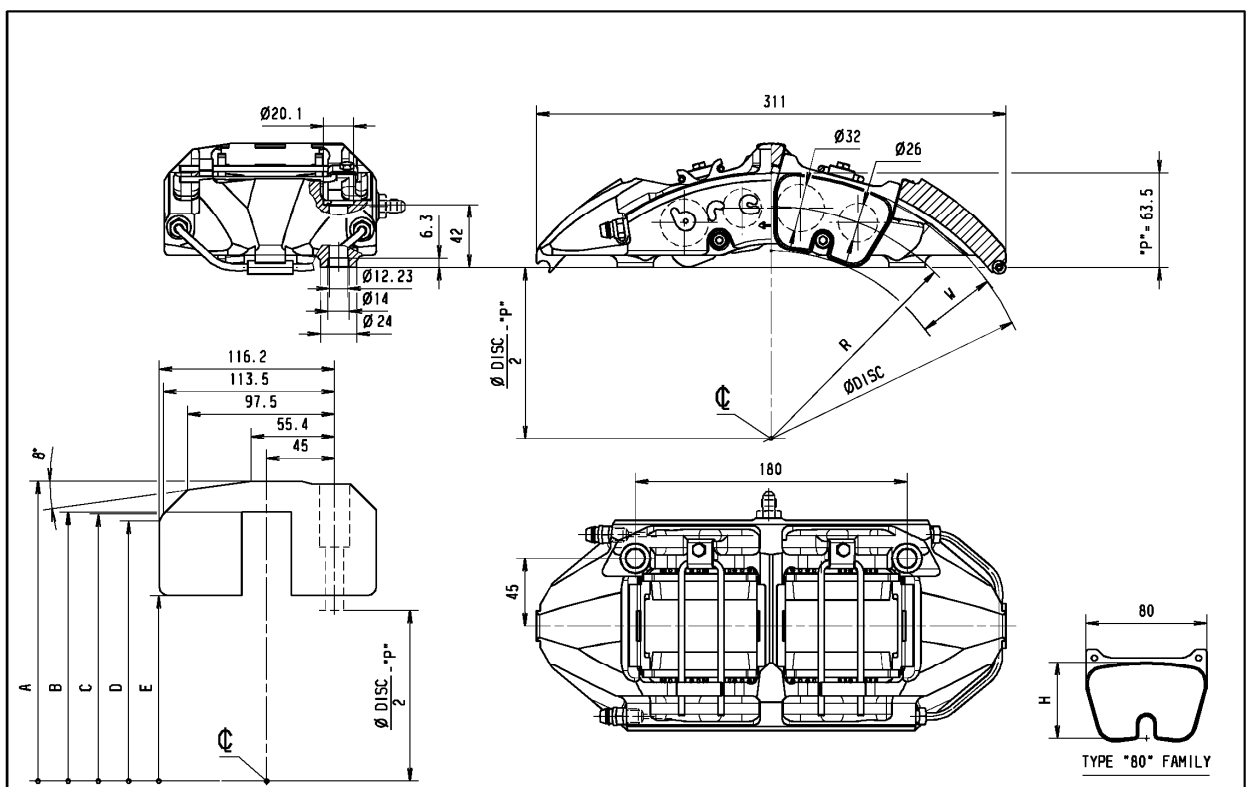
**Leading**

RH **X99.D0.14**

LH **X99.D0.13**

**TECHNICAL SPECIFICATION**

Piston Size [mm]	<b>26</b>	Piston Area [cm <sup>2</sup> ]	<b>53.40</b>	Mounting Offset [mm]	<b>42</b>
	<b>32</b>	Pad Area [cm <sup>2</sup> ]	<b>33.3</b>	Mounting Hole Dia. [mm]	<b>12.23</b>
	<b>26</b>	Pad Thickness [mm]	<b>17.5</b>	Caliper Body	<b>Monobloc</b>
	<b>32</b>	Pad Family	<b>"80"</b>	Caliper Material	<b>Aluminium</b>
		Disc Thickness [mm]	<b>32</b>	Piston Insert	<b>Titanium</b>
		Hydraulic Threads	<b>M10x1</b>	Weight [Kg]	<b>2.41</b>
		Mounting Hole Center [mm]	<b>180</b>	Fluid Capacity	<b>69.42</b>



Ø DISC	A	B	C	D	E
355	201	180.3	178.1	173.4	124.6
370	207.5	187	185.6	180.9	131.5

	Ø DISC	R	TH DISC	W <sub>(DISC)</sub>	H <sub>(PAD)</sub>	TH PAD
MIN	355	155	32	52.5	51	17.5
MAX	370	162.4	32	52.5	51	17.5





**P/N 22.5882.11/21**

**HANDBRAKE CALIPER**



**TYPICAL APPLICATION**

**MOUNTING INFORMATION**

**Trailing**

RH **22.5882.12**

LH **22.5882.11**

**Leading**

RH **22.5882.12**

LH **22.5882.11**

**TECHNICAL SPECIFICATION**

Piston Size [mm] **36**

Piston Area [cm<sup>2</sup>] **20.35**

Mounting Offset [mm]

Pad Area [cm<sup>2</sup>] **26**

Mounting Hole Dia. [mm]

Pad Thickness [mm] **10**

Caliper Body

Pad Family

Caliper Material

Disc Thickness [mm] **26 - 32**

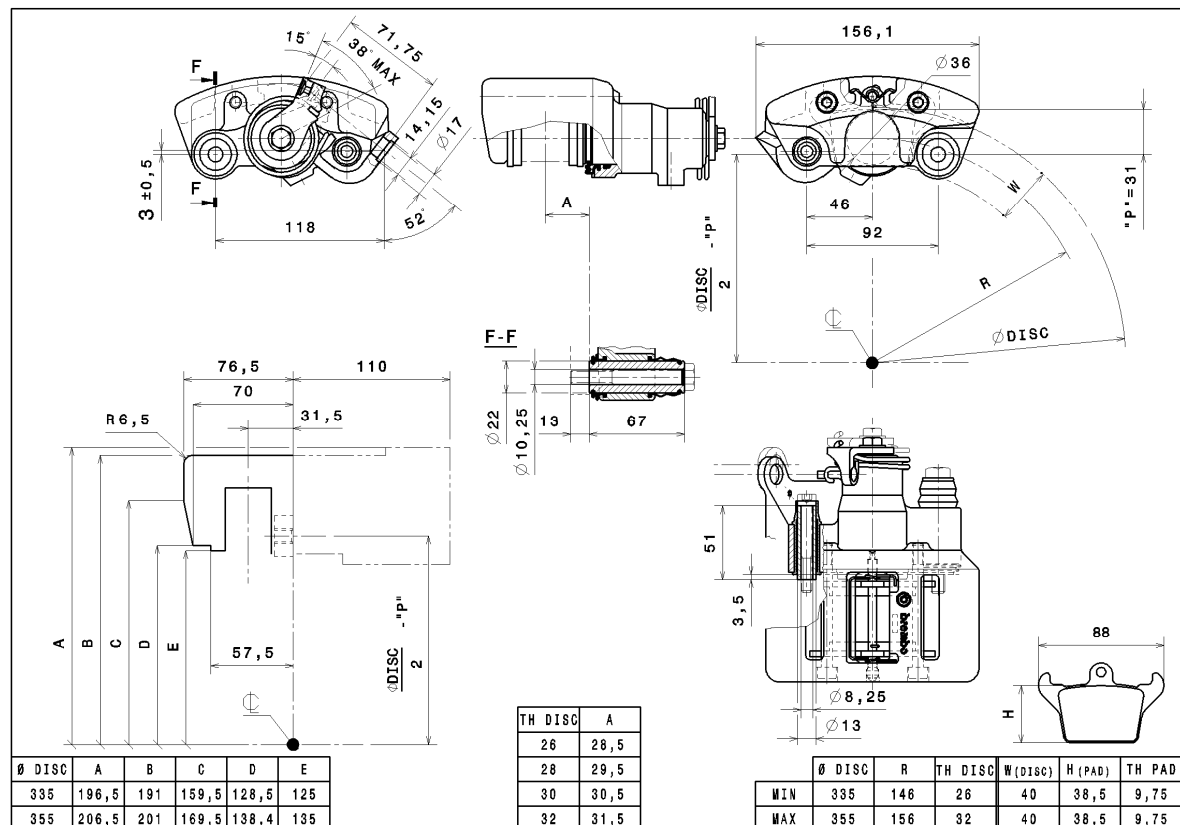
Piston Insert

Hydraulic Threads **M10x1**


Weight [Kg]

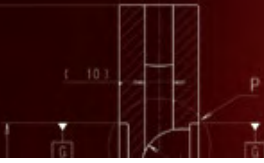
Mounting Hole Center [mm] **92**

Fluid Capacity **20.35**



2258821121





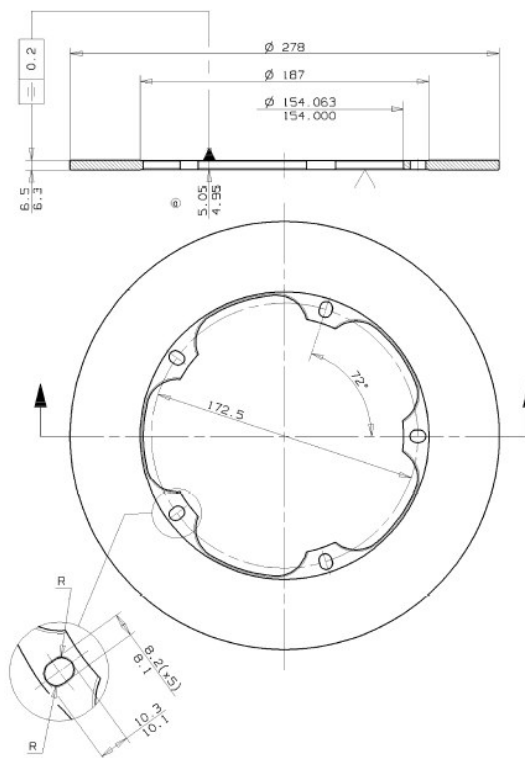
# CAST IRON DISCS



**P/N 08.4695.43**

**TECHNICAL SPECIFICATION**

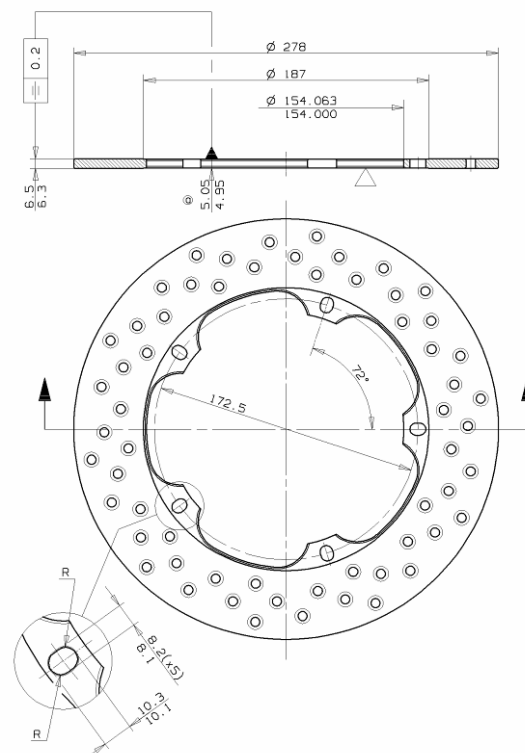
- Diameter [mm] **278**
- Thickness [mm] **6.4**
- Annulus [mm] **45.5**
- Air Gap [mm] **-**
- Weight [Kg] **1.8**
- Ventilation **pieno**
- Offset [mm] **3.2**
- Number of Fixings **5**
- Mounting Hole Center [mm] **172.5**
- Inside Diameter [mm] **187**
- Flange Inside Diameter [mm] **154**
- Flange Thickness [mm] **5**



**P/N X95.50.60**

**TECHNICAL SPECIFICATION**

- Diameter [mm] **278**
- Thickness [mm] **6.5**
- Annulus [mm] **45.5**
- Air Gap [mm] **-**
- Weight [Kg] **1.7**
- Ventilation **pieno**
- Offset [mm] **2.5**
- Number of Fixings **5**
- Mounting Hole Center [mm] **172.5**
- Inside Diameter [mm] **187**
- Flange Inside Diameter [mm] **154**
- Flange Thickness [mm] **5**

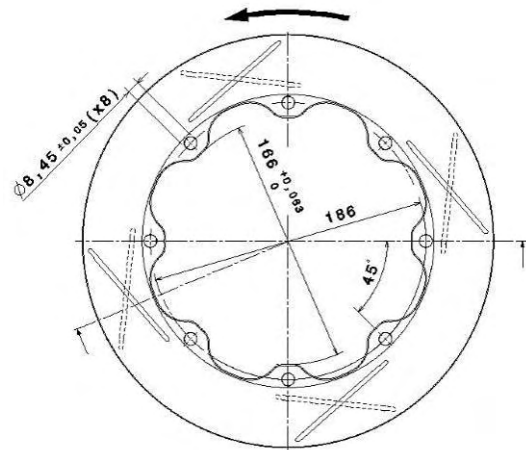
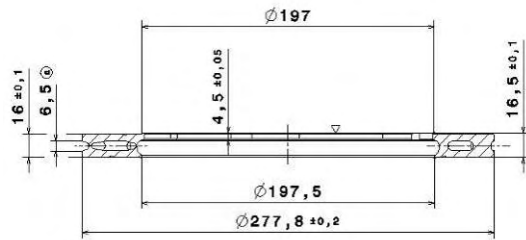




**P/N 09.8386.16**

**TECHNICAL SPECIFICATION**

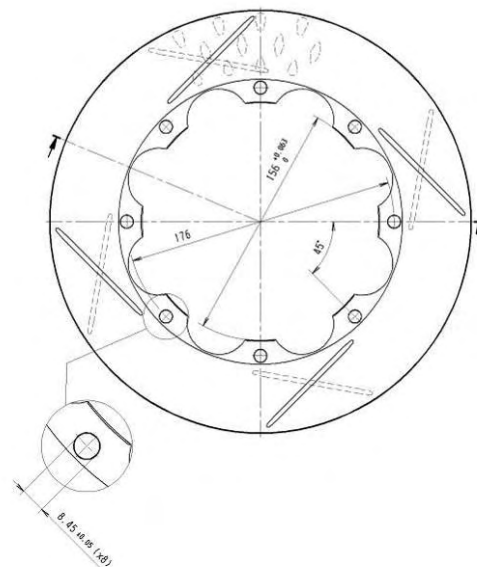
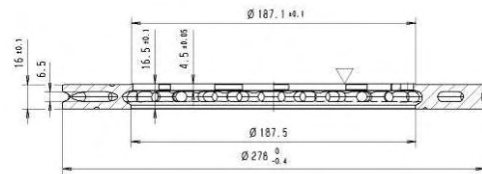
Diameter [mm]	<b>278</b>
Thickness [mm]	<b>16</b>
Annulus [mm]	<b>40.25</b>
Air Gap [mm]	<b>6.5</b>
Weight [Kg]	<b>2.45</b>
Ventilation	<b>pioli</b>
Offset [mm]	<b>8.5</b>
Number of Fixings	<b>8</b>
Mounting Hole Center [mm]	<b>186</b>
Inside Diameter [mm]	<b>197.5</b>
Flange Inside Diameter [mm]	<b>166</b>
Flange Thickness [mm]	<b>4.5</b>



**P/N 09.8386.15**

**TECHNICAL SPECIFICATION**

Diameter [mm]	<b>278</b>
Thickness [mm]	<b>16</b>
Annulus [mm]	<b>45.25</b>
Air Gap [mm]	<b>6.5</b>
Weight [Kg]	<b>2.7</b>
Ventilation	<b>pioli</b>
Offset [mm]	<b>8.5</b>
Number of Fixings	<b>8</b>
Mounting Hole Center [mm]	<b>176</b>
Inside Diameter [mm]	<b>187.5</b>
Flange Inside Diameter [mm]	<b>156</b>
Flange Thickness [mm]	<b>4.5</b>

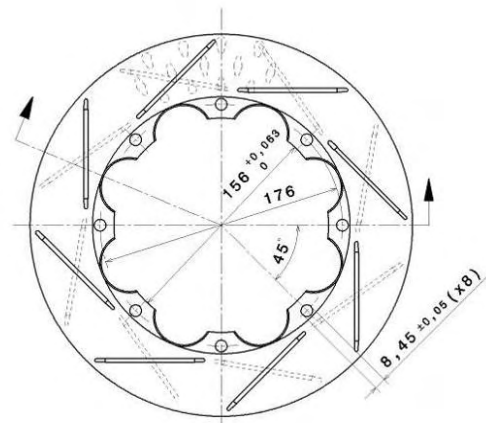
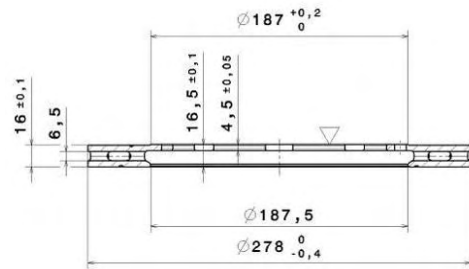




**P/N 09.5210.17**

**TECHNICAL SPECIFICATION**

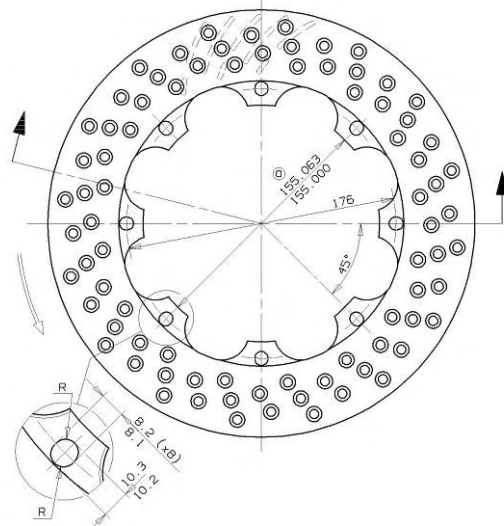
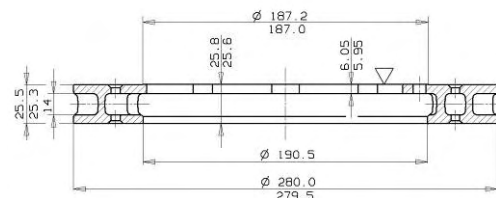
Diameter [mm]	<b>278</b>
Thickness [mm]	<b>16</b>
Annulus [mm]	<b>45.5</b>
Air Gap [mm]	<b>6.5</b>
Weight [Kg]	<b>2.5</b>
Ventilation	<b>pioli</b>
Offset [mm]	<b>8.5</b>
Number of Fixings	<b>8</b>
Mounting Hole Center [mm]	<b>176</b>
Inside Diameter [mm]	<b>187</b>
Flange Inside Diameter [mm]	<b>156</b>
Flange Thickness [mm]	<b>4.5</b>



**P/N 09.5890.10/20**


**TECHNICAL SPECIFICATION**

Diameter [mm]	<b>280</b>
Thickness [mm]	<b>25.4</b>
Annulus [mm]	<b>44.75</b>
Air Gap [mm]	<b>14</b>
Weight [Kg]	<b>3.3</b>
Ventilation	<b>48 vanes</b>
Offset [mm]	<b>13</b>
Number of Fixings	<b>8</b>
Mounting Hole Center [mm]	<b>176</b>
Inside Diameter [mm]	<b>190.5</b>
Flange Inside Diameter [mm]	<b>155</b>
Flange Thickness [mm]	<b>6</b>





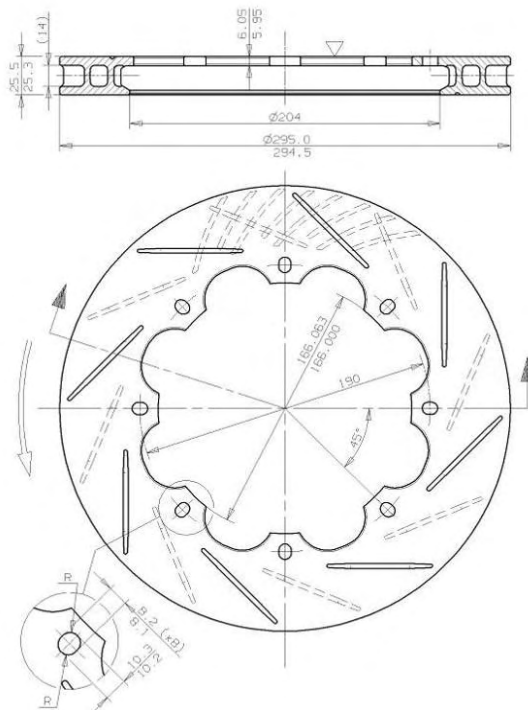




**P/N 09.7277.12/22**

**TECHNICAL SPECIFICATION**

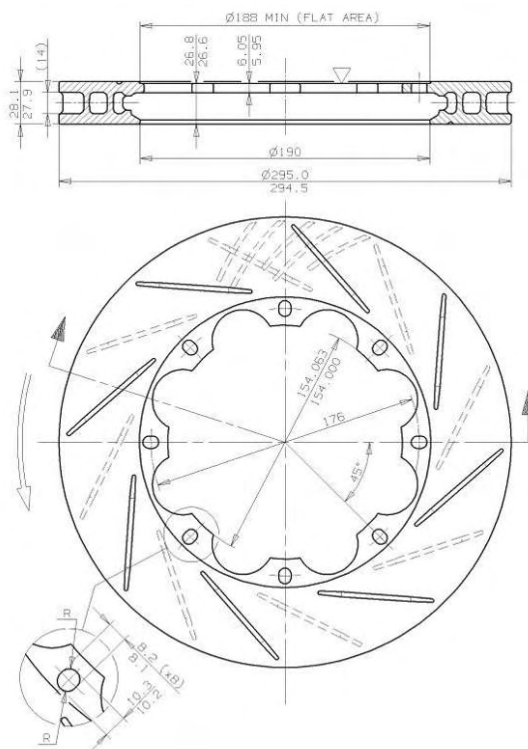
Diameter [mm]	<b>295</b>
Thickness [mm]	<b>25.4</b>
Annulus [mm]	<b>45.5</b>
Air Gap [mm]	<b>14</b>
Weight [Kg]	<b>3.9</b>
Ventilation	<b>48 vanes</b>
Offset [mm]	<b>12.7</b>
Number of Fixings	<b>8</b>
Mounting Hole Center [mm]	<b>190</b>
Inside Diameter [mm]	<b>204</b>
Flange Inside Diameter [mm]	<b>166</b>
Flange Thickness [mm]	<b>6</b>





**P/N 09.7277.10/20**

**TECHNICAL SPECIFICATION**

Diameter [mm]	<b>295</b>
Thickness [mm]	<b>28</b>
Annulus [mm]	<b>52.5</b>
Air Gap [mm]	<b>14</b>
Weight [Kg]	<b>5.1</b>
Ventilation	<b>48 vanes</b>
Offset [mm]	<b>12.7</b>
Number of Fixings	<b>8</b>
Mounting Hole Center [mm]	<b>176</b>
Inside Diameter [mm]	<b>190</b>
Flange Inside Diameter [mm]	<b>154</b>
Flange Thickness [mm]	<b>6</b>

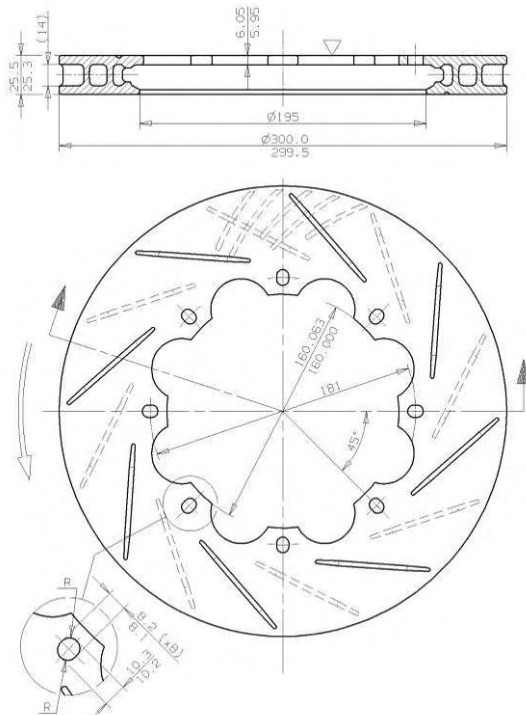




**P/N 09.7277.13/23**

**TECHNICAL SPECIFICATION**

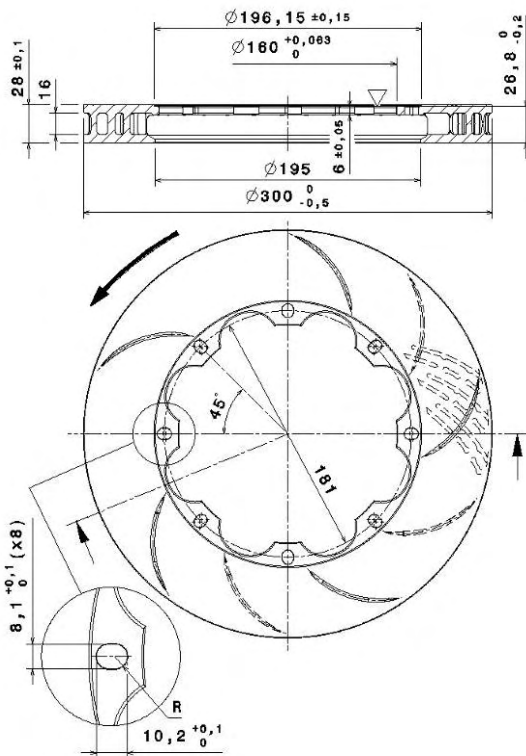
Diameter [mm]	<b>300</b>
Thickness [mm]	<b>25.4</b>
Annulus [mm]	<b>52.5</b>
Air Gap [mm]	<b>14</b>
Weight [Kg]	<b>4.5</b>
Ventilation	<b>48 vanes</b>
Offset [mm]	<b>12.7</b>
Number of Fixings	<b>8</b>
Mounting Hole Center [mm]	<b>181</b>
Inside Diameter [mm]	<b>195</b>
Flange Inside Diameter [mm]	<b>160</b>
Flange Thickness [mm]	<b>6</b>



**P/N 09.9021.10/20**

**TECHNICAL SPECIFICATION**

Diameter [mm]	<b>300</b>
Thickness [mm]	<b>28</b>
Annulus [mm]	<b>52.5</b>
Air Gap [mm]	<b>16</b>
Weight [Kg]	<b>5.1</b>
Ventilation	<b>60 vanes</b>
Offset [mm]	<b>12.7</b>
Number of Fixings	<b>8</b>
Mounting Hole Center [mm]	<b>181</b>
Inside Diameter [mm]	<b>195</b>
Flange Inside Diameter [mm]	<b>160</b>
Flange Thickness [mm]	<b>6</b>

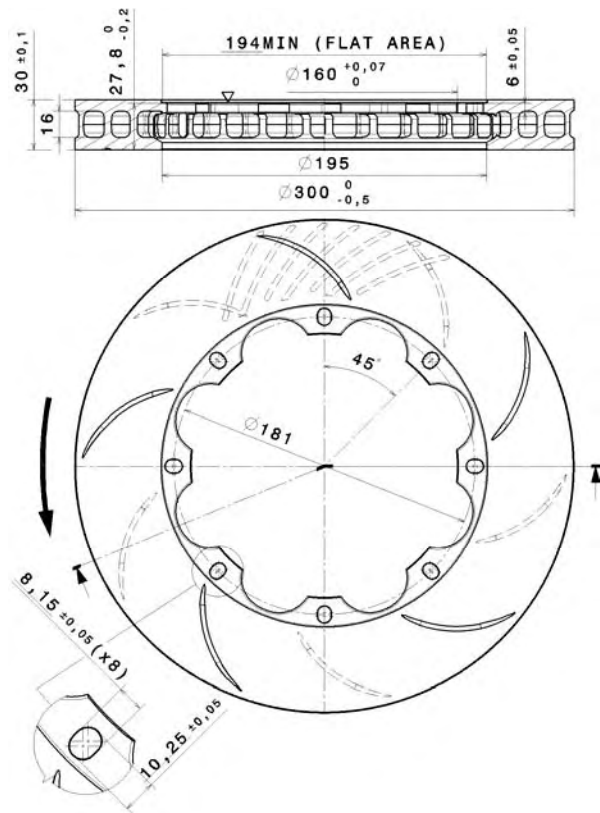




**P/N 09.8647.12/22**

**TECHNICAL SPECIFICATION**

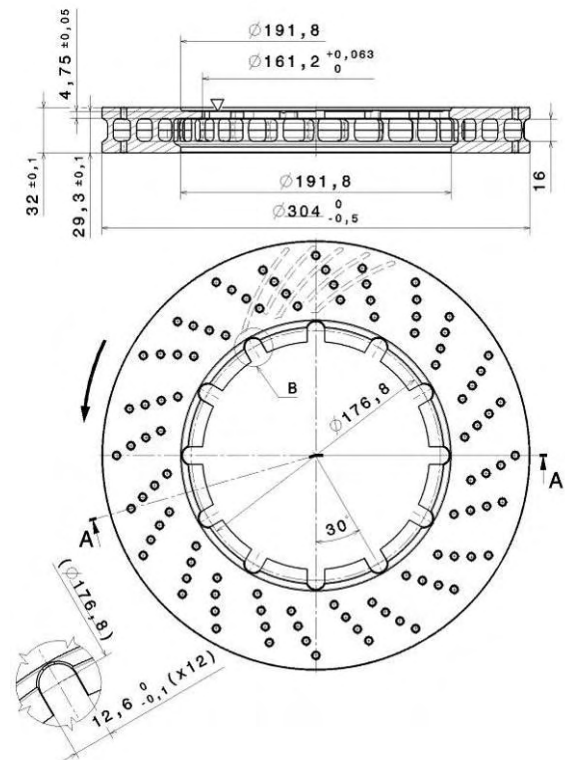
Diameter [mm]	<b>300</b>
Thickness [mm]	<b>30</b>
Annulus [mm]	<b>52.5</b>
Air Gap [mm]	<b>16</b>
Weight [Kg]	<b>5.6</b>
Ventilation	<b>48 vanes</b>
Offset [mm]	<b>12,8</b>
Number of Fixings	<b>8</b>
Mounting Hole Center [mm]	<b>181</b>
Inside Diameter [mm]	<b>195</b>
Flange Inside Diameter [mm]	<b>160</b>
Flange Thickness [mm]	<b>6</b>



**P/N XA3.33.10/11**

**TECHNICAL SPECIFICATION**

Diameter [mm]	<b>304</b>
Thickness [mm]	<b>32</b>
Annulus [mm]	<b>56.1</b>
Air Gap [mm]	<b>16</b>
Weight [Kg]	<b>~6.4</b>
Ventilation	<b>48 vanes</b>
Offset [mm]	<b>13.3</b>
Number of Fixings	<b>12</b>
Mounting Hole Center [mm]	
Inside Diameter [mm]	<b>191.8</b>
Flange Inside Diameter [mm]	<b>161.2</b>
Flange Thickness [mm]	<b>4.75</b>



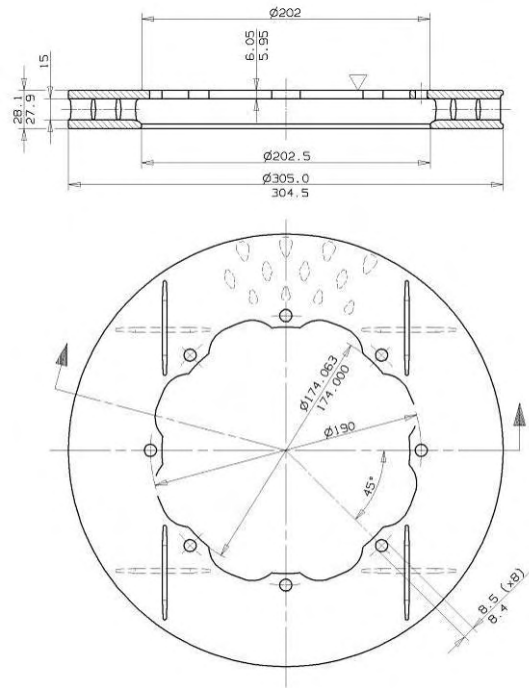




**P/N 09.5192.15**

**TECHNICAL SPECIFICATION**

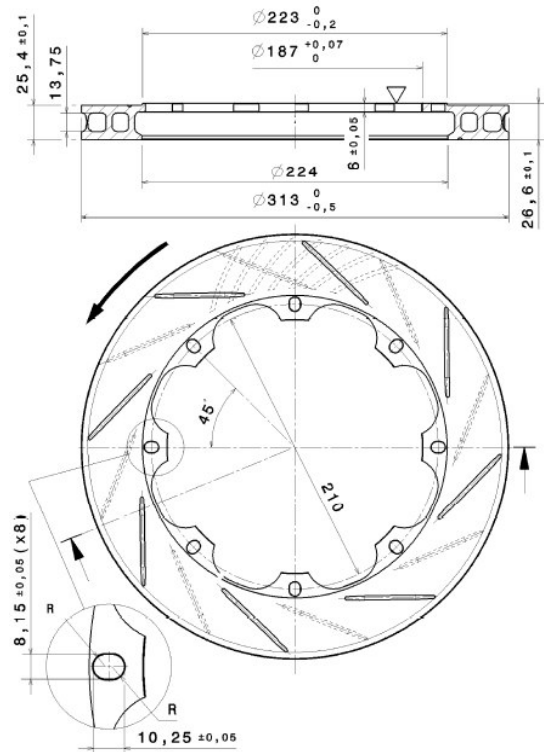
Diameter [mm]	<b>305</b>
Thickness [mm]	<b>28</b>
Annulus [mm]	<b>51.5</b>
Air Gap [mm]	<b>15</b>
Weight [Kg]	<b>4.8</b>
Ventilation	<b>pioli</b>
Offset [mm]	<b>14</b>
Number of Fixings	<b>8</b>
Mounting Hole Center [mm]	<b>190</b>
Inside Diameter [mm]	<b>202</b>
Flange Inside Diameter [mm]	<b>174</b>
Flange Thickness [mm]	<b>6</b>



**P/N 09.7277.36/46**

**TECHNICAL SPECIFICATION**

Diameter [mm]	<b>313</b>
Thickness [mm]	<b>25.4</b>
Annulus [mm]	<b>44</b>
Air Gap [mm]	<b>14</b>
Weight [Kg]	<b>4.26</b>
Ventilation	<b>48 vanes</b>
Offset [mm]	<b>13.9</b>
Number of Fixings	<b>8</b>
Mounting Hole Center [mm]	<b>210</b>
Inside Diameter [mm]	<b>225</b>
Flange Inside Diameter [mm]	<b>187</b>
Flange Thickness [mm]	<b>6</b>

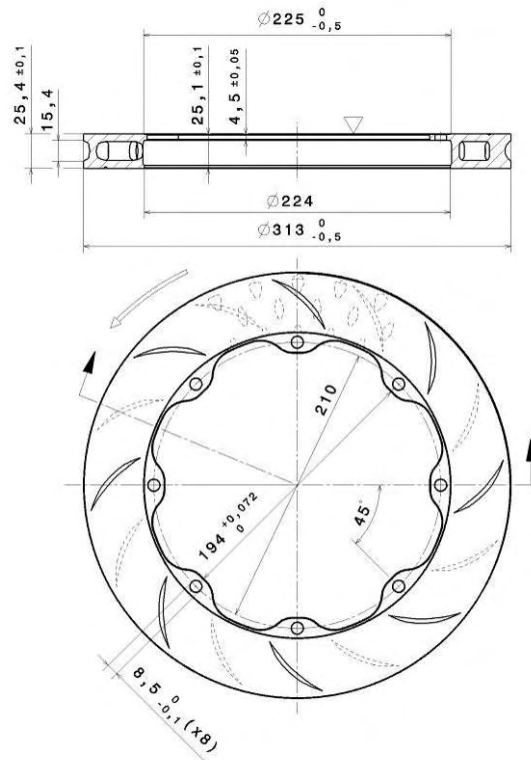




**P/N 09.9221.55/65**

**TECHNICAL SPECIFICATION**

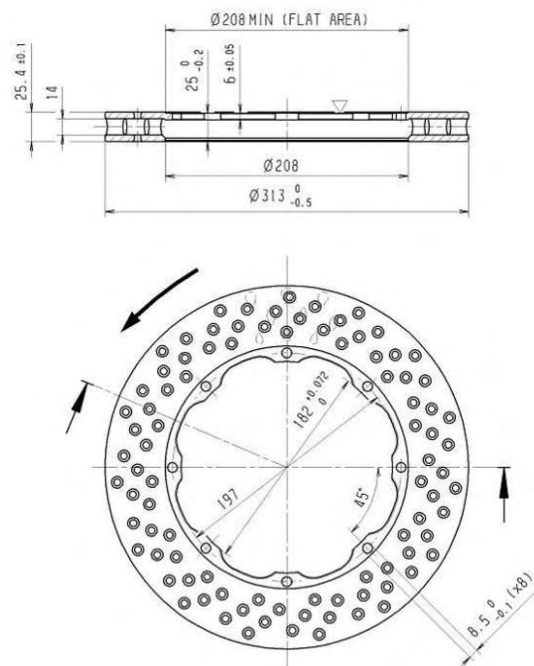
Diameter [mm]	<b>313</b>
Thickness [mm]	<b>25.4</b>
Annulus [mm]	<b>44.5</b>
Air Gap [mm]	<b>14</b>
Weight [Kg]	
Ventilation	<b>pioli</b>
Offset [mm]	<b>12.4</b>
Number of Fixings	<b>8</b>
Mounting Hole Center [mm]	<b>210</b>
Inside Diameter [mm]	<b>224</b>
Flange Inside Diameter [mm]	<b>194</b>
Flange Thickness [mm]	<b>4.5</b>




**P/N X9.066.08**

**TECHNICAL SPECIFICATION**

Diameter [mm]	<b>313</b>
Thickness [mm]	<b>25.4</b>
Annulus [mm]	<b>52</b>
Air Gap [mm]	<b>14</b>
Weight [Kg]	<b>~ 4.</b>
Ventilation	<b>pioli</b>
Offset [mm]	<b>12.2</b>
Number of Fixings	<b>8</b>
Mounting Hole Center [mm]	<b>197</b>
Inside Diameter [mm]	<b>209</b>
Flange Inside Diameter [mm]	<b>182</b>
Flange Thickness [mm]	<b>6</b>



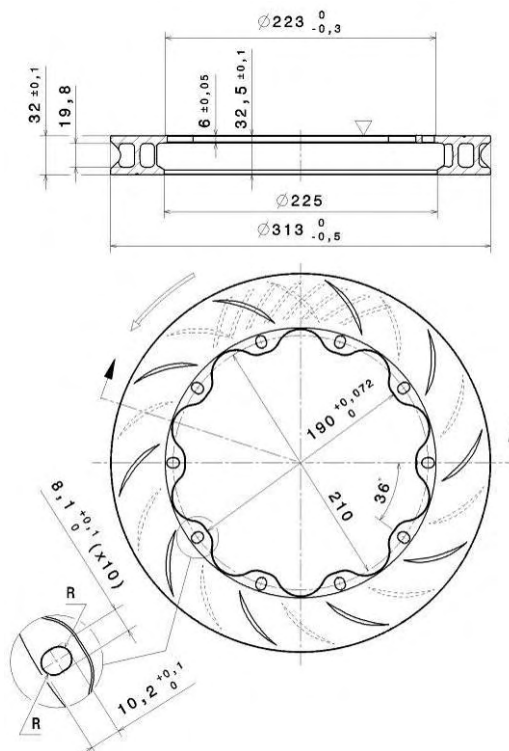




**P/N 09.9222.71/81**

**TECHNICAL SPECIFICATION**

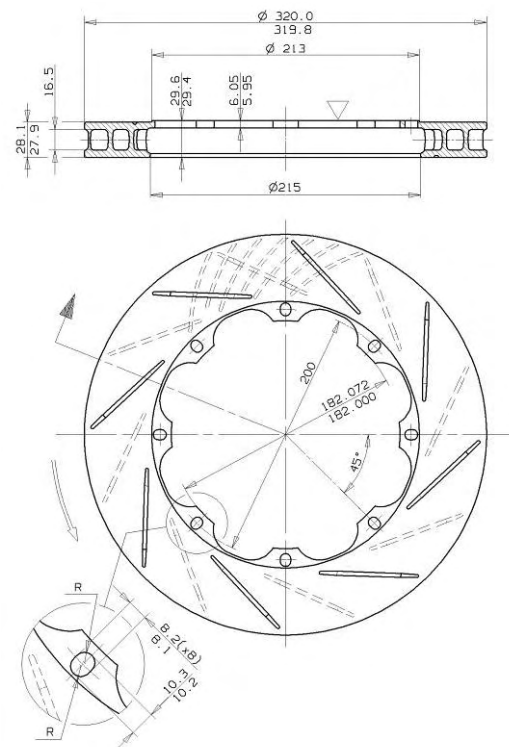
- Diameter [mm] **313**
- Thickness [mm] **32**
- Annulus [mm] **44**
- Air Gap [mm] **19.8**
- Weight [Kg]
- Ventilation **48 vanes**
- Offset [mm] **16.5**
- Number of Fixings **10**
- Mounting Hole Center [mm] **210**
- Inside Diameter [mm] **225**
- Flange Inside Diameter [mm] **190**
- Flange Thickness [mm] **6**



**P/N 09.5682.50/60**

**TECHNICAL SPECIFICATION**

- Diameter [mm] **320**
- Thickness [mm] **28**
- Annulus [mm] **52.5**
- Air Gap [mm] **16.5**
- Weight [Kg] **5.2**
- Ventilation **48 vanes**
- Offset [mm] **15.5**
- Number of Fixings **8**
- Mounting Hole Center [mm] **200**
- Inside Diameter [mm] **215**
- Flange Inside Diameter [mm] **182**
- Flange Thickness [mm] **6**





**P/N XA6.D7.01/02**

**TECHNICAL SPECIFICATION**

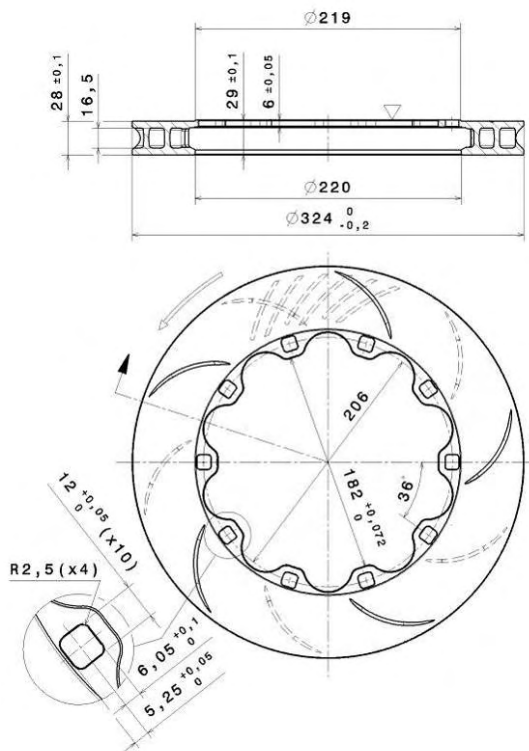
Diameter [mm]	<b>320</b>
Thickness [mm]	<b>28</b>
Annulus [mm]	<b>52.5</b>
Air Gap [mm]	<b>16.5</b>
Weight [Kg]	<b>5.15</b>
Ventilation	<b>48 vanes</b>
Offset [mm]	<b>15.5</b>
Number of Fixings	<b>12</b>
Mounting Hole Center [mm]	<b>201</b>
Inside Diameter [mm]	<b>215</b>
Flange Inside Diameter [mm]	<b>189</b>
Flange Thickness [mm]	<b>6</b>

DRAWING  
NOT  
AVAILABLE

**P/N 09.9226.12/22**

**TECHNICAL SPECIFICATION**

Diameter [mm]	<b>324</b>
Thickness [mm]	<b>28</b>
Annulus [mm]	<b>54</b>
Air Gap [mm]	<b>16.5</b>
Weight [Kg]	<b>5.24</b>
Ventilation	<b>48 vanes</b>
Offset [mm]	<b>15</b>
Number of Fixings	<b>10</b>
Mounting Hole Center [mm]	<b>202</b>
Inside Diameter [mm]	<b>216</b>
Flange Inside Diameter [mm]	<b>178</b>
Flange Thickness [mm]	<b>6</b>

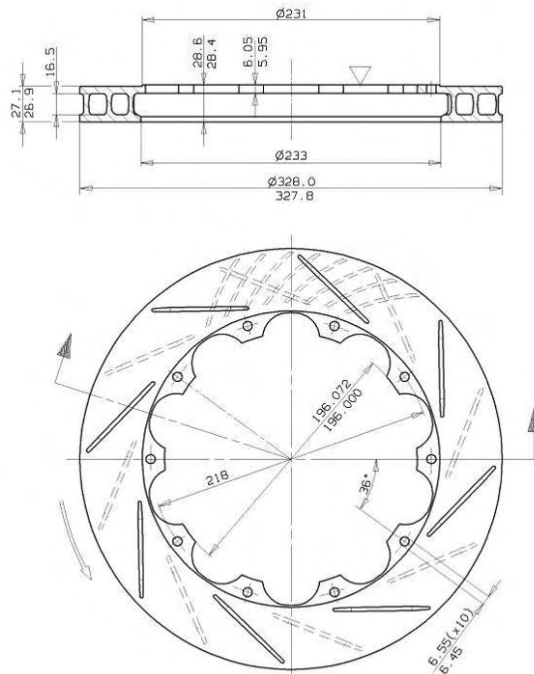




**P/N 09.5682.51/61**

**TECHNICAL SPECIFICATION**

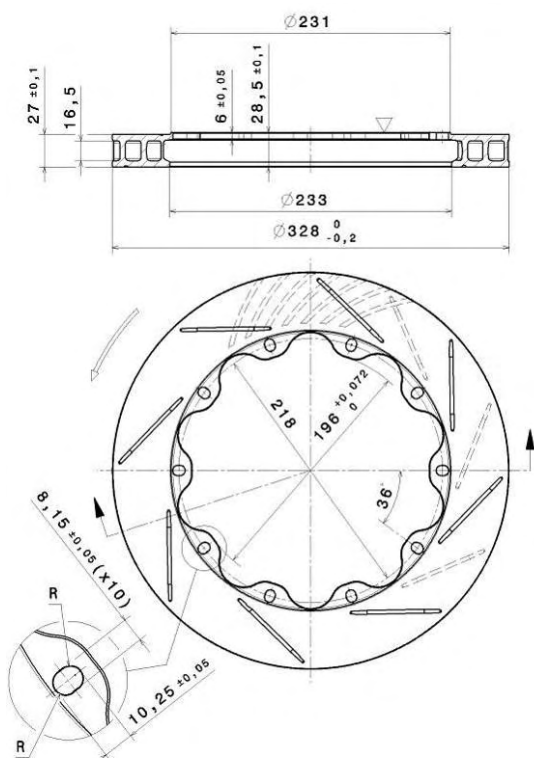
Diameter [mm]	<b>328</b>
Thickness [mm]	<b>27</b>
Annulus [mm]	<b>47.5</b>
Air Gap [mm]	<b>16.5</b>
Weight [Kg]	<b>4.5</b>
Ventilation	<b>48 vanes</b>
Offset [mm]	<b>15</b>
Number of Fixings	<b>10</b>
Mounting Hole Center [mm]	<b>218</b>
Inside Diameter [mm]	<b>233</b>
Flange Inside Diameter [mm]	<b>196</b>
Flange Thickness [mm]	<b>6</b>



**P/N 09.5682.56/66**

**TECHNICAL SPECIFICATION**

Diameter [mm]	<b>328</b>
Thickness [mm]	<b>27</b>
Annulus [mm]	<b>47.5</b>
Air Gap [mm]	<b>16.5</b>
Weight [Kg]	<b>4.7</b>
Ventilation	<b>48 vanes</b>
Offset [mm]	<b>15</b>
Number of Fixings	<b>10</b>
Mounting Hole Center [mm]	<b>218</b>
Inside Diameter [mm]	<b>233</b>
Flange Inside Diameter [mm]	<b>196</b>
Flange Thickness [mm]	<b>6</b>

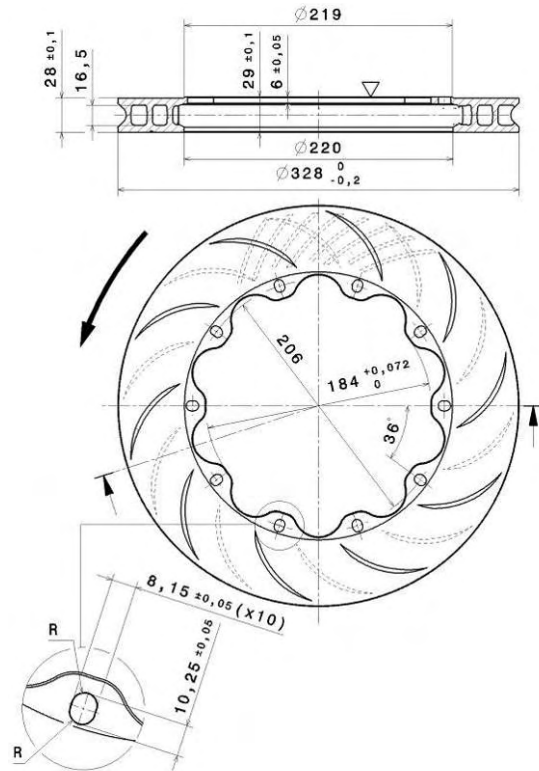




**P/N 09.9226.10/20**

**TECHNICAL SPECIFICATION**

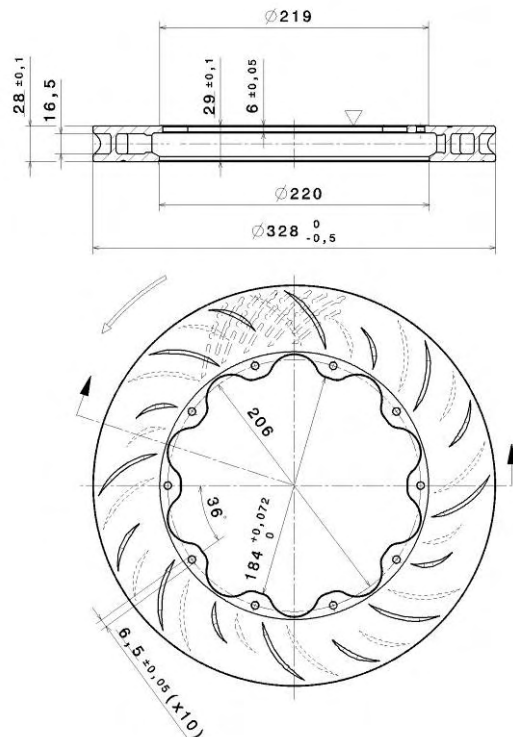
Diameter [mm]	<b>328</b>
Thickness [mm]	<b>28</b>
Annulus [mm]	<b>54</b>
Air Gap [mm]	<b>16.5</b>
Weight [Kg]	<b>5.3</b>
Ventilation	<b>48 vanes</b>
Offset [mm]	<b>15</b>
Number of Fixings	<b>10</b>
Mounting Hole Center [mm]	<b>206</b>
Inside Diameter [mm]	<b>220</b>
Flange Inside Diameter [mm]	<b>184</b>
Flange Thickness [mm]	<b>6</b>



**P/N 09.9228.18/28**

**TECHNICAL SPECIFICATION**

Diameter [mm]	<b>328</b>
Thickness [mm]	<b>28</b>
Annulus [mm]	<b>54</b>
Air Gap [mm]	<b>16.5</b>
Weight [Kg]	
Ventilation	<b>72 vanes</b>
Offset [mm]	<b>15</b>
Number of Fixings	<b>10</b>
Mounting Hole Center [mm]	<b>206</b>
Inside Diameter [mm]	<b>220</b>
Flange Inside Diameter [mm]	<b>184</b>
Flange Thickness [mm]	<b>6</b>



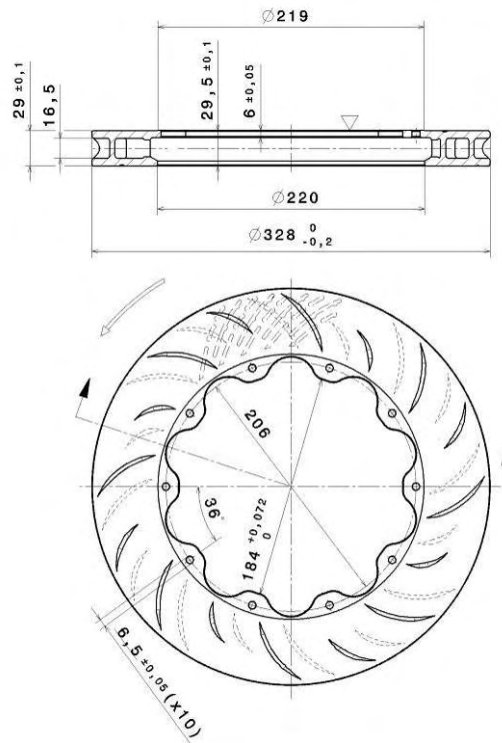




**P/N 09.9228.16/26**

**TECHNICAL SPECIFICATION**

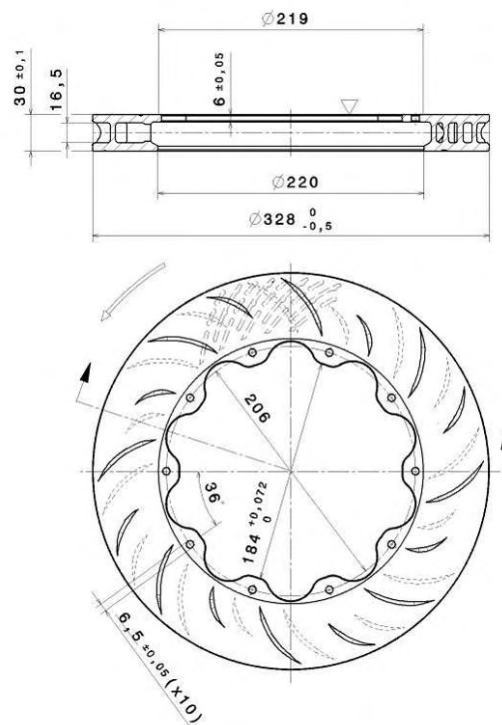
Diameter [mm]	<b>328</b>
Thickness [mm]	<b>29</b>
Annulus [mm]	<b>54</b>
Air Gap [mm]	<b>16.5</b>
Weight [Kg]	
Ventilation	<b>72 vanes</b>
Offset [mm]	<b>15</b>
Number of Fixings	<b>10</b>
Mounting Hole Center [mm]	<b>206</b>
Inside Diameter [mm]	<b>220</b>
Flange Inside Diameter [mm]	<b>184</b>
Flange Thickness [mm]	<b>6</b>



**P/N 09.9228.17/27**

**TECHNICAL SPECIFICATION**

Diameter [mm]	<b>328</b>
Thickness [mm]	<b>30</b>
Annulus [mm]	<b>54</b>
Air Gap [mm]	<b>16.5</b>
Weight [Kg]	
Ventilation	<b>72 vanes</b>
Offset [mm]	<b>15</b>
Number of Fixings	<b>10</b>
Mounting Hole Center [mm]	<b>206</b>
Inside Diameter [mm]	<b>220</b>
Flange Inside Diameter [mm]	<b>184</b>
Flange Thickness [mm]	<b>6</b>





**P/N 09.5682.54/64**

**TECHNICAL SPECIFICATION**

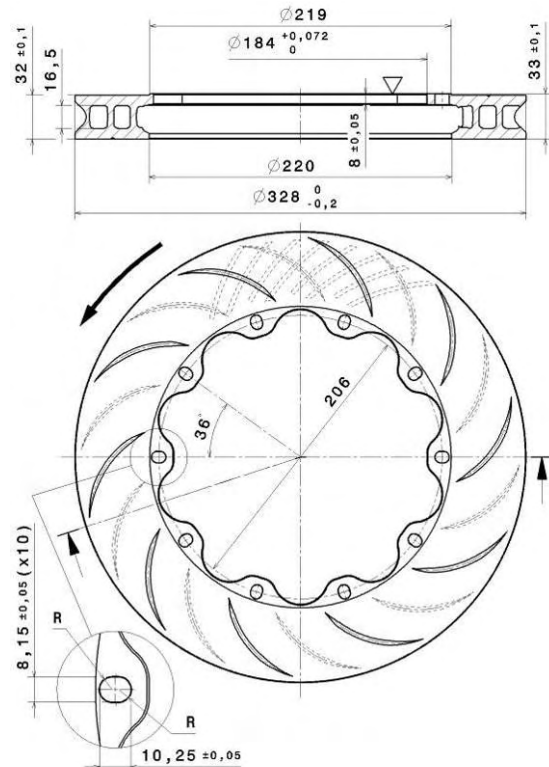
Diameter [mm]	<b>328</b>
Thickness [mm]	<b>30</b>
Annulus [mm]	<b>54</b>
Air Gap [mm]	<b>16,5</b>
Weight [Kg]	<b>6,18</b>
Ventilation	<b>48 vanes</b>
Offset [mm]	<b>18</b>
Number of Fixings	<b>10</b>
Mounting Hole Center [mm]	<b>206</b>
Inside Diameter [mm]	<b>220</b>
Flange Inside Diameter [mm]	<b>184</b>
Flange Thickness [mm]	<b>8</b>

DRAWING  
NOT  
AVAILABLE

**P/N 09.9226.39/49**

**TECHNICAL SPECIFICATION**

Diameter [mm]	<b>328</b>
Thickness [mm]	<b>32</b>
Annulus [mm]	<b>54</b>
Air Gap [mm]	<b>16.5</b>
Weight [Kg]	
Ventilation	<b>48 vanes</b>
Offset [mm]	<b>17</b>
Number of Fixings	<b>10</b>
Mounting Hole Center [mm]	<b>206</b>
Inside Diameter [mm]	<b>220</b>
Flange Inside Diameter [mm]	<b>184</b>
Flange Thickness [mm]	<b>8</b>



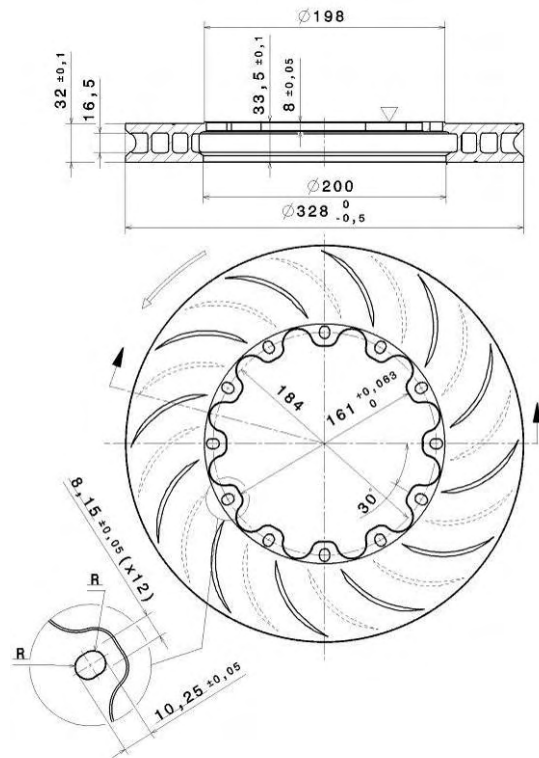




**P/N 09.9227.12/22**

**TECHNICAL SPECIFICATION**

Diameter [mm]	<b>328</b>
Thickness [mm]	<b>32</b>
Annulus [mm]	<b>64</b>
Air Gap [mm]	<b>16.5</b>
Weight [Kg]	
Ventilation	<b>48 vanes</b>
Offset [mm]	<b>17.5</b>
Number of Fixings	<b>12</b>
Mounting Hole Center [mm]	<b>184</b>
Inside Diameter [mm]	<b>200</b>
Flange Inside Diameter [mm]	<b>161</b>
Flange Thickness [mm]	<b>8</b>



**P/N 09.5682.53/63**

**TECHNICAL SPECIFICATION**

Diameter [mm]	<b>328</b>
Thickness [mm]	<b>32</b>
Annulus [mm]	<b>54</b>
Air Gap [mm]	<b>16,5</b>
Weight [Kg]	<b>6,5</b>
Ventilation	<b>48 vanes</b>
Offset [mm]	<b>17</b>
Number of Fixings	<b>10</b>
Mounting Hole Center [mm]	<b>206</b>
Inside Diameter [mm]	<b>220</b>
Flange Inside Diameter [mm]	<b>184</b>
Flange Thickness [mm]	<b>8</b>

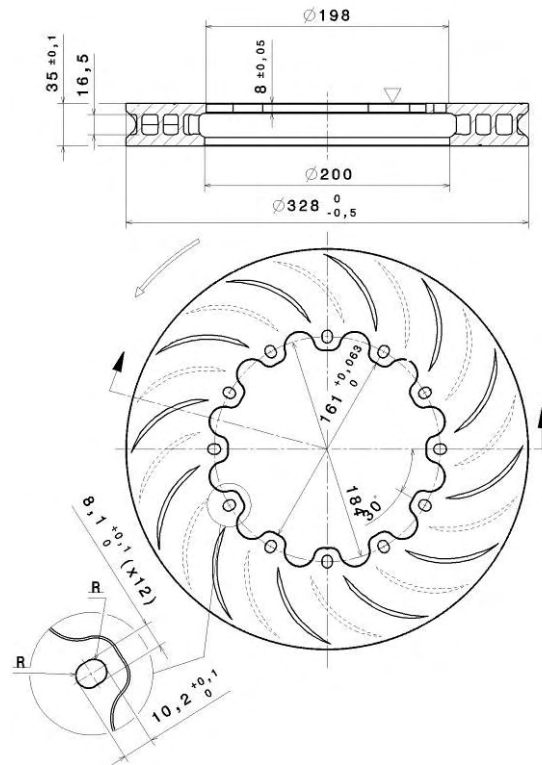
DRAWING  
NOT  
AVAILABLE



**P/N 09.9227.10/20**

**TECHNICAL SPECIFICATION**

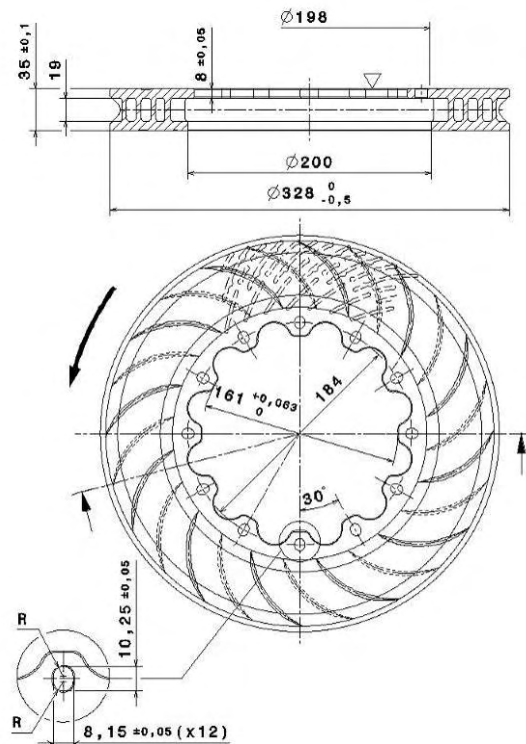
Diameter [mm]	<b>328</b>
Thickness [mm]	<b>35</b>
Annulus [mm]	<b>64</b>
Air Gap [mm]	<b>16.5</b>
Weight [Kg]	
Ventilation	<b>48 vanes</b>
Offset [mm]	<b>17.5</b>
Number of Fixings	<b>12</b>
Mounting Hole Center [mm]	<b>184</b>
Inside Diameter [mm]	<b>200</b>
Flange Inside Diameter [mm]	<b>161</b>
Flange Thickness [mm]	<b>8</b>





**P/N 09.9229.10/20**

**TECHNICAL SPECIFICATION**

Diameter [mm]	<b>328</b>
Thickness [mm]	<b>35</b>
Annulus [mm]	<b>64</b>
Air Gap [mm]	<b>19</b>
Weight [Kg]	<b>8.3</b>
Ventilation	<b>72 vanes</b>
Offset [mm]	<b>17.5</b>
Number of Fixings	<b>12</b>
Mounting Hole Center [mm]	<b>184</b>
Inside Diameter [mm]	<b>200</b>
Flange Inside Diameter [mm]	<b>161</b>
Flange Thickness [mm]	<b>8</b>

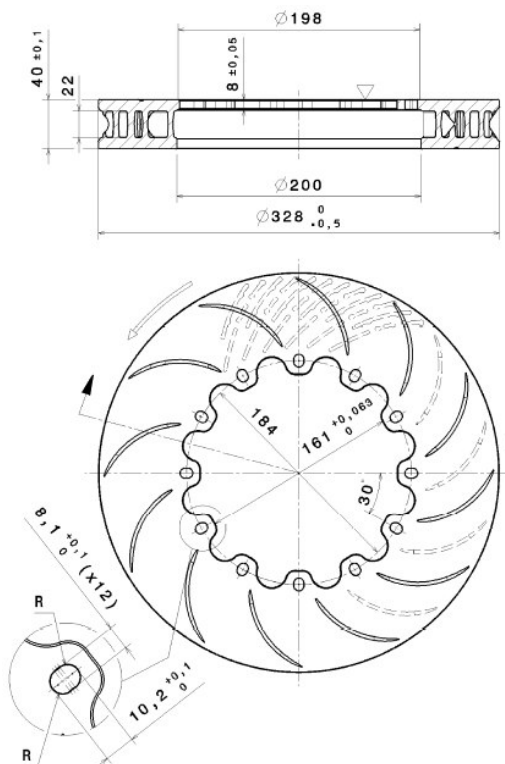




**P/N 09.A003.10/20**

**TECHNICAL SPECIFICATION**

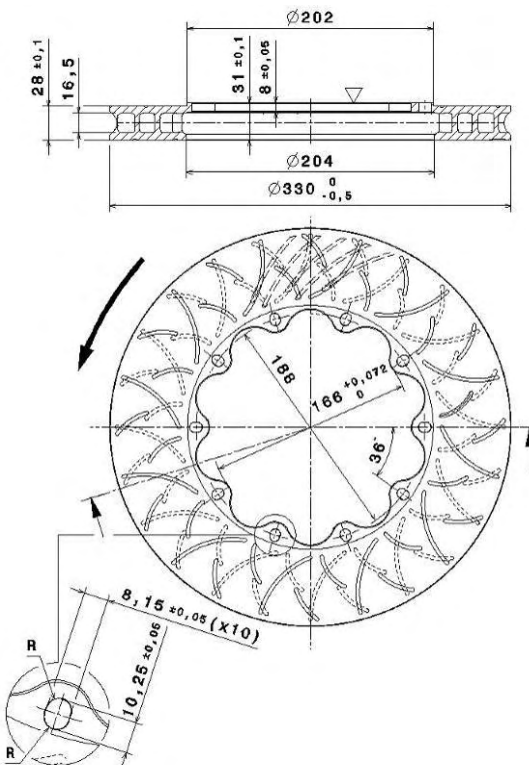
Diameter [mm]	<b>328</b>
Thickness [mm]	<b>40</b>
Annulus [mm]	<b>64</b>
Air Gap [mm]	<b>22</b>
Weight [Kg]	<b>9.6</b>
Ventilation	<b>72 vanes</b>
Offset [mm]	<b>20</b>
Number of Fixings	<b>12</b>
Mounting Hole Center [mm]	<b>184</b>
Inside Diameter [mm]	<b>200</b>
Flange Inside Diameter [mm]	<b>161</b>
Flange Thickness [mm]	<b>8</b>




**P/N 09.8667.50/60**

**TECHNICAL SPECIFICATION**

Diameter [mm]	<b>330</b>
Thickness [mm]	<b>28</b>
Annulus [mm]	<b>63</b>
Air Gap [mm]	<b>16.5</b>
Weight [Kg]	<b>7.5</b>
Ventilation	<b>48 vanes</b>
Offset [mm]	<b>17</b>
Number of Fixings	<b>10</b>
Mounting Hole Center [mm]	<b>188</b>
Inside Diameter [mm]	<b>204</b>
Flange Inside Diameter [mm]	<b>166</b>
Flange Thickness [mm]	<b>8</b>

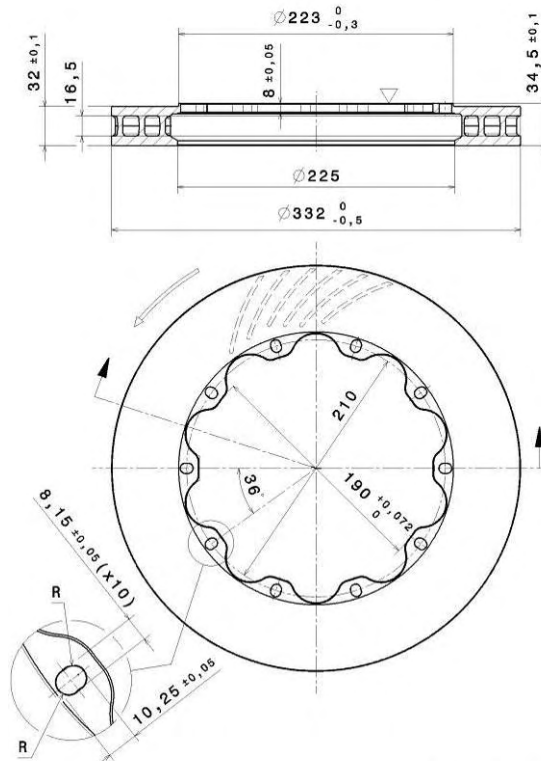




**P/N 09.8666.53/63**

**TECHNICAL SPECIFICATION**

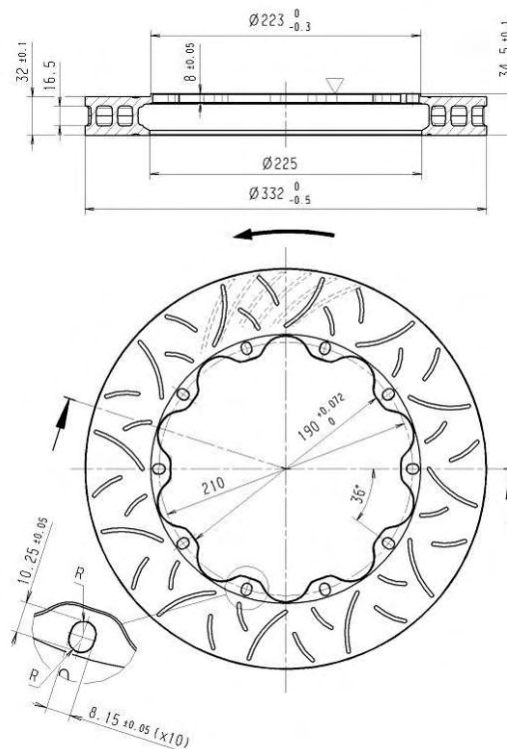
Diameter [mm]	<b>332</b>
Thickness [mm]	<b>32</b>
Annulus [mm]	<b>53.5</b>
Air Gap [mm]	<b>16.5</b>
Weight [Kg]	<b>6.9</b>
Ventilation	<b>48 vanes</b>
Offset [mm]	<b>18.5</b>
Number of Fixings	<b>10</b>
Mounting Hole Center [mm]	<b>210</b>
Inside Diameter [mm]	<b>225</b>
Flange Inside Diameter [mm]	<b>190</b>
Flange Thickness [mm]	<b>8</b>




**P/N 09.8666.70/80**

**TECHNICAL SPECIFICATION**

Diameter [mm]	<b>332</b>
Thickness [mm]	<b>32</b>
Annulus [mm]	<b>53.5</b>
Air Gap [mm]	<b>16.5</b>
Weight [Kg]	<b>6.5</b>
Ventilation	<b>48 vanes</b>
Offset [mm]	<b>18.5</b>
Number of Fixings	<b>10</b>
Mounting Hole Center [mm]	<b>210</b>
Inside Diameter [mm]	<b>225</b>
Flange Inside Diameter [mm]	<b>190</b>
Flange Thickness [mm]	<b>8</b>



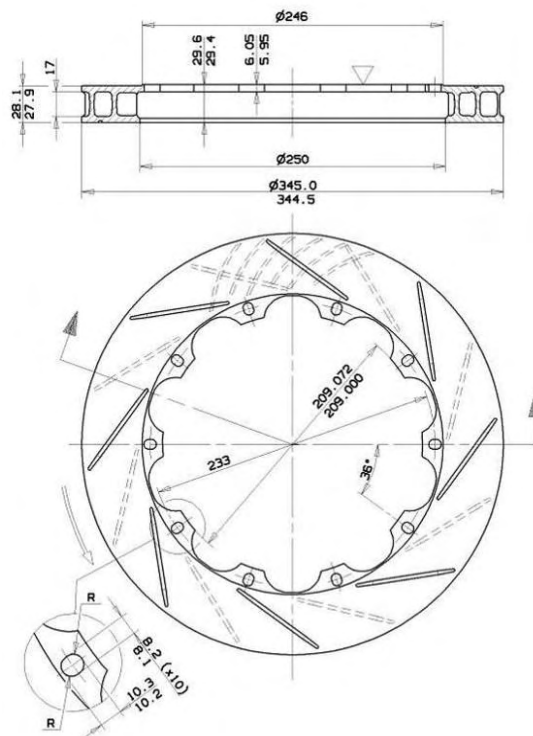




**P/N 09.5759.36/46**

**TECHNICAL SPECIFICATION**

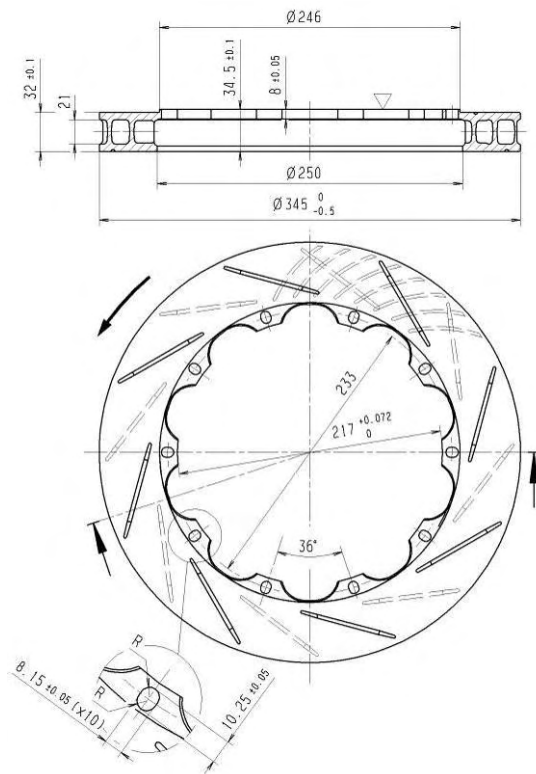
Diameter [mm]	<b>345</b>
Thickness [mm]	<b>28</b>
Annulus [mm]	<b>47.5</b>
Air Gap [mm]	<b>17</b>
Weight [Kg]	
Ventilation	<b>48 vanes</b>
Offset [mm]	<b>15.5</b>
Number of Fixings	<b>10</b>
Mounting Hole Center [mm]	<b>233</b>
Inside Diameter [mm]	<b>250</b>
Flange Inside Diameter [mm]	<b>209</b>
Flange Thickness [mm]	<b>6</b>



**P/N 09.5683.50/60**

**TECHNICAL SPECIFICATION**

Diameter [mm]	<b>345</b>
Thickness [mm]	<b>32</b>
Annulus [mm]	<b>47.5</b>
Air Gap [mm]	<b>20</b>
Weight [Kg]	<b>5.7</b>
Ventilation	<b>48 vanes</b>
Offset [mm]	<b>18.5</b>
Number of Fixings	<b>10</b>
Mounting Hole Center [mm]	<b>233</b>
Inside Diameter [mm]	<b>250</b>
Flange Inside Diameter [mm]	<b>217</b>
Flange Thickness [mm]	<b>8</b>

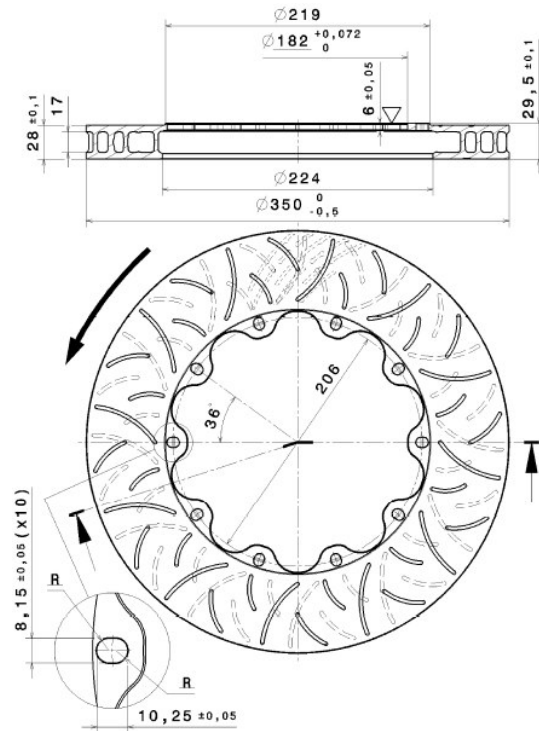




**P/N 09.9306.12/22**

**TECHNICAL SPECIFICATION**

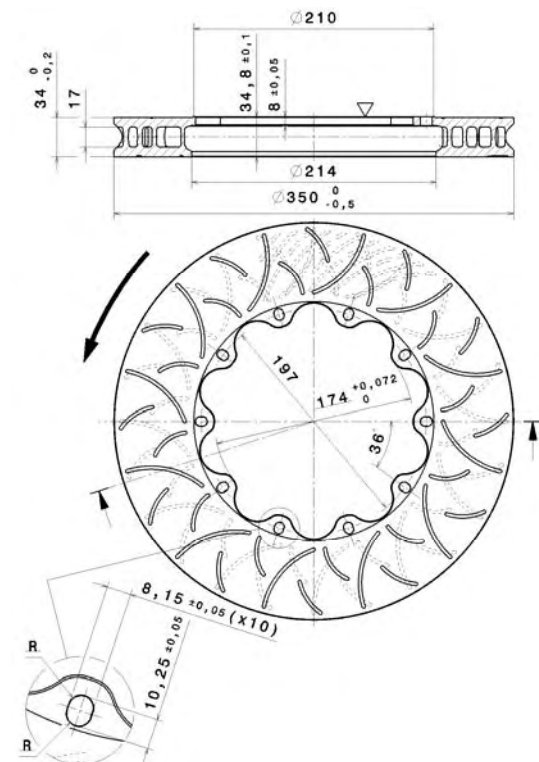
Diameter [mm]	<b>350</b>
Thickness [mm]	<b>28</b>
Annulus [mm]	<b>63</b>
Air Gap [mm]	<b>17</b>
Weight [Kg]	<b>6.56</b>
Ventilation	<b>72 vanes</b>
Offset [mm]	<b>15.5</b>
Number of Fixings	<b>10</b>
Mounting Hole Center [mm]	<b>207</b>
Inside Diameter [mm]	<b>224</b>
Flange Inside Diameter [mm]	<b>183.5</b>
Flange Thickness [mm]	<b>6</b>



**P/N 09.9306.10/20**

**TECHNICAL SPECIFICATION**

Diameter [mm]	<b>350</b>
Thickness [mm]	<b>34</b>
Annulus [mm]	<b>68</b>
Air Gap [mm]	<b>17</b>
Weight [Kg]	<b>9.3</b>
Ventilation	<b>72 vanes</b>
Offset [mm]	<b>17.9</b>
Number of Fixings	<b>10</b>
Mounting Hole Center [mm]	<b>197</b>
Inside Diameter [mm]	<b>214</b>
Flange Inside Diameter [mm]	<b>174</b>
Flange Thickness [mm]	<b>8</b>



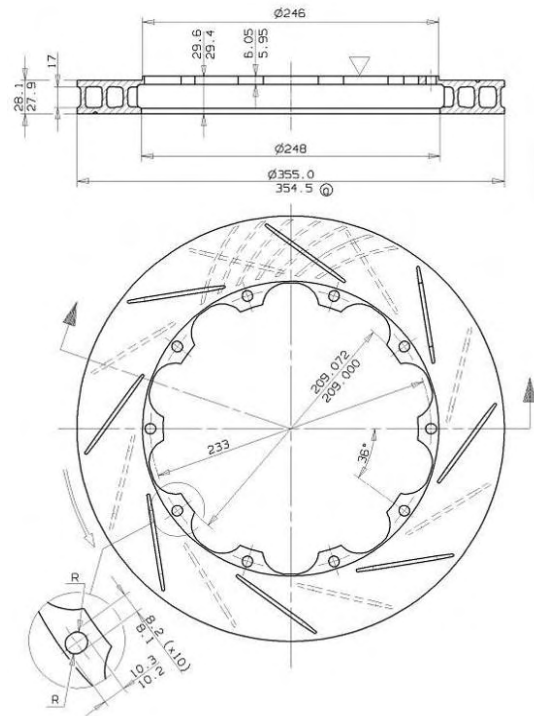




**P/N 09.5759.17/27**

**TECHNICAL SPECIFICATION**

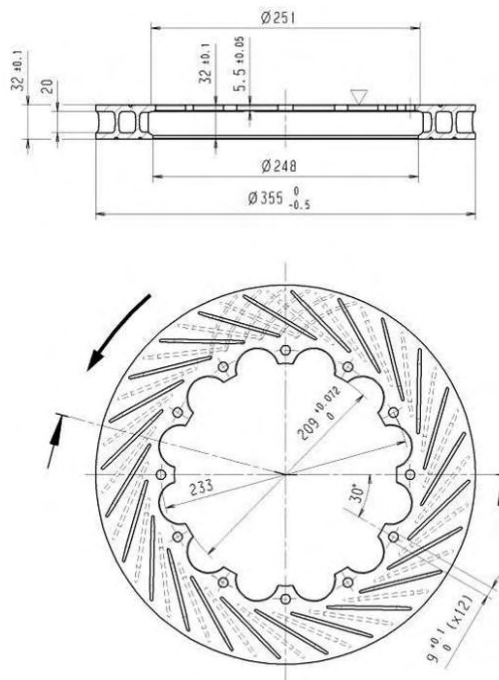
Diameter [mm]	<b>355</b>
Thickness [mm]	<b>28</b>
Annulus [mm]	<b>53.5</b>
Air Gap [mm]	<b>17</b>
Weight [Kg]	<b>5.5</b>
Ventilation	<b>48 vanes</b>
Offset [mm]	<b>15.5</b>
Number of Fixings	<b>10</b>
Mounting Hole Center [mm]	<b>233</b>
Inside Diameter [mm]	<b>248</b>
Flange Inside Diameter [mm]	<b>209</b>
Flange Thickness [mm]	<b>6</b>




**P/N 09.5883.10/20**

**TECHNICAL SPECIFICATION**

Diameter [mm]	<b>355</b>
Thickness [mm]	<b>32</b>
Annulus [mm]	<b>53.5</b>
Air Gap [mm]	<b>20</b>
Weight [Kg]	<b>6.2</b>
Ventilation	<b>48 vanes</b>
Offset [mm]	<b>16</b>
Number of Fixings	<b>12</b>
Mounting Hole Center [mm]	<b>233</b>
Inside Diameter [mm]	<b>248</b>
Flange Inside Diameter [mm]	<b>209</b>
Flange Thickness [mm]	<b>5.5</b>

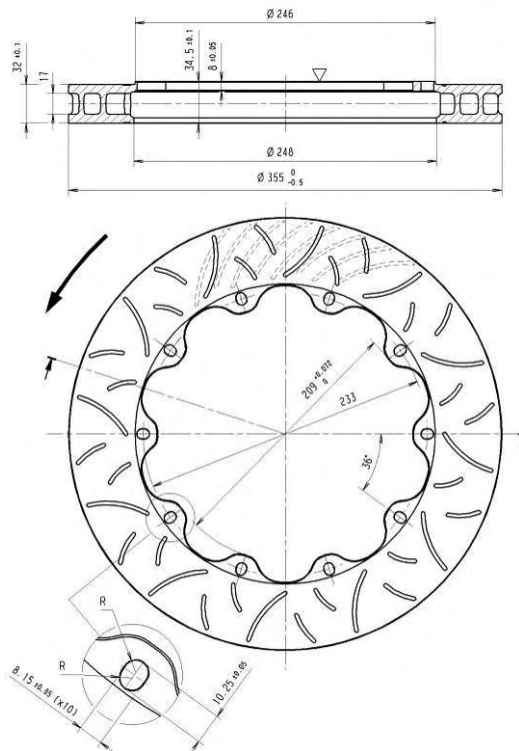




**P/N 09.8673.13/23**

**TECHNICAL SPECIFICATION**

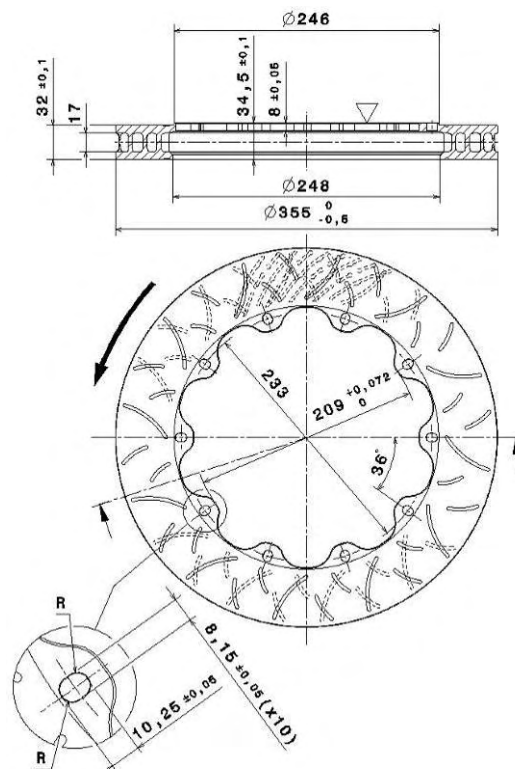
- Diameter [mm] **355**
- Thickness [mm] **32**
- Annulus [mm] **53.5**
- Air Gap [mm] **17**
- Weight [Kg] **7**
- Ventilation **48 vanes**
- Offset [mm] **18.5**
- Number of Fixings **10**
- Mounting Hole Center [mm] **233**
- Inside Diameter [mm] **248**
- Flange Inside Diameter [mm] **209**
- Flange Thickness [mm] **8**



**P/N 09.9306.11/21**

**TECHNICAL SPECIFICATION**

- Diameter [mm] **355**
- Thickness [mm] **32**
- Annulus [mm] **53.5**
- Air Gap [mm] **17**
- Weight [Kg] **7.4**
- Ventilation **72 vanes**
- Offset [mm] **18.5**
- Number of Fixings **10**
- Mounting Hole Center [mm] **233**
- Inside Diameter [mm] **248**
- Flange Inside Diameter [mm] **209**
- Flange Thickness [mm] **8**

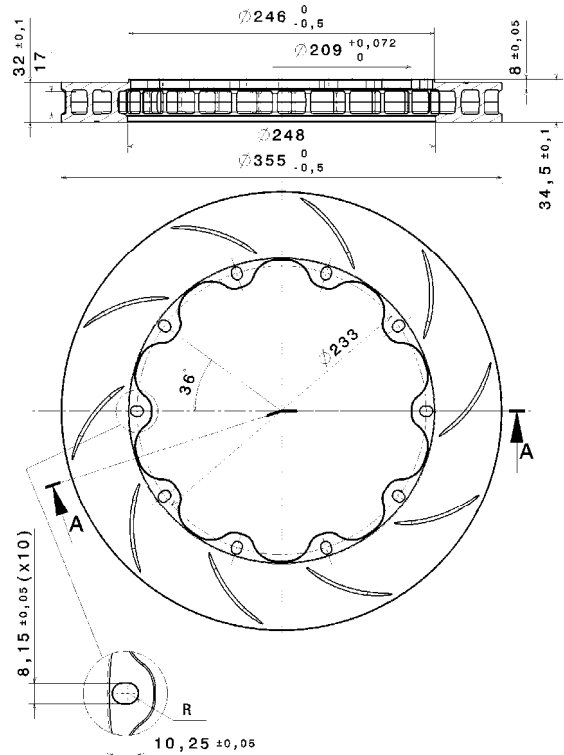




**P/N 09.A026.13/23**

**TECHNICAL SPECIFICATION**

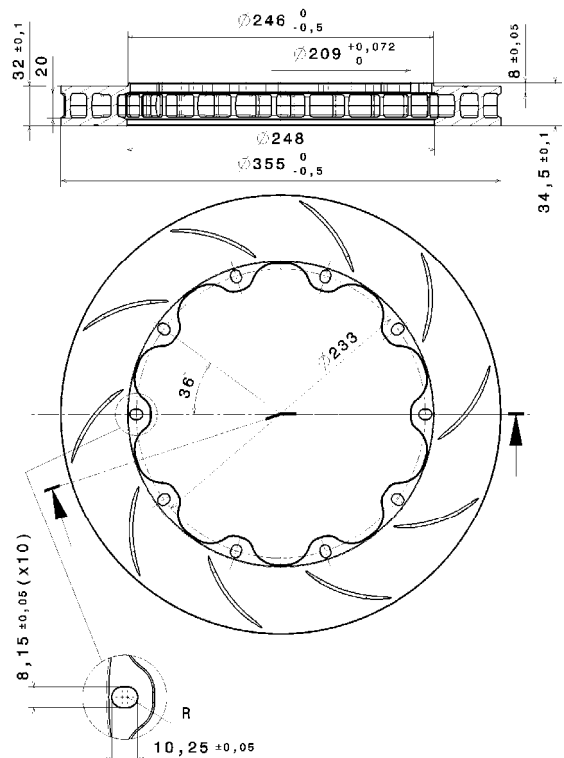
Diameter [mm]	<b>355</b>
Thickness [mm]	<b>32</b>
Annulus [mm]	<b>53.5</b>
Air Gap [mm]	<b>17</b>
Weight [Kg]	
Ventilation	<b>48 vanes</b>
Offset [mm]	<b>18.5</b>
Number of Fixings	<b>10</b>
Mounting Hole Center [mm]	<b>233</b>
Inside Diameter [mm]	<b>248</b>
Flange Inside Diameter [mm]	<b>209</b>
Flange Thickness [mm]	<b>8</b>



**P/N 09.A027.13/23**

**TECHNICAL SPECIFICATION**

Diameter [mm]	<b>355</b>
Thickness [mm]	<b>32</b>
Annulus [mm]	<b>53.5</b>
Air Gap [mm]	<b>20</b>
Weight [Kg]	
Ventilation	<b>48 vanes</b>
Offset [mm]	<b>18.5</b>
Number of Fixings	<b>10</b>
Mounting Hole Center [mm]	<b>233</b>
Inside Diameter [mm]	<b>248</b>
Flange Inside Diameter [mm]	<b>209</b>
Flange Thickness [mm]	<b>8</b>

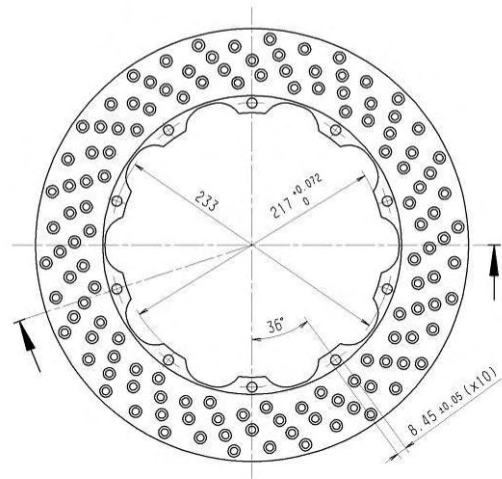
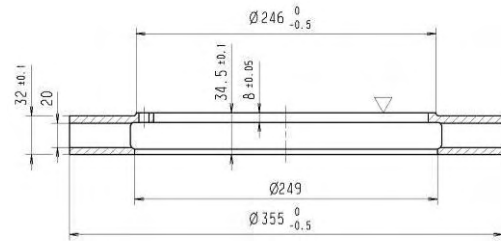




**P/N X7.049.19**

**TECHNICAL SPECIFICATION**

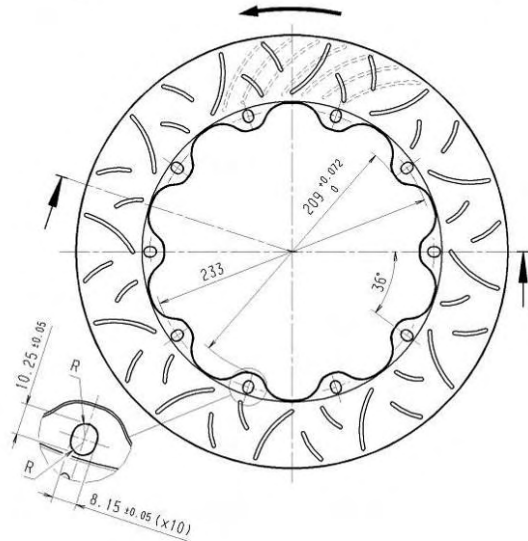
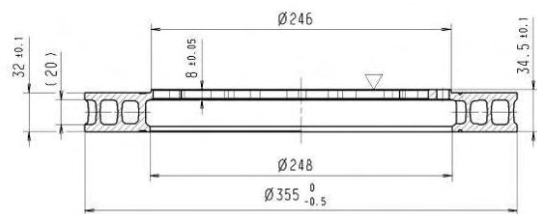
Diameter [mm]	<b>355</b>
Thickness [mm]	<b>32</b>
Annulus [mm]	<b>53.5</b>
Air Gap [mm]	<b>20</b>
Weight [Kg]	<b>6.2</b>
Ventilation	<b>pioli</b>
Offset [mm]	<b>18.5</b>
Number of Fixings	<b>10</b>
Mounting Hole Center [mm]	<b>233</b>
Inside Diameter [mm]	<b>248</b>
Flange Inside Diameter [mm]	<b>217</b>
Flange Thickness [mm]	<b>8</b>



**P/N XA2.91.34/35**

**TECHNICAL SPECIFICATION**

Diameter [mm]	<b>355</b>
Thickness [mm]	<b>32</b>
Annulus [mm]	<b>53.5</b>
Air Gap [mm]	<b>20</b>
Weight [Kg]	<b>6.3</b>
Ventilation	<b>48 vanes</b>
Offset [mm]	<b>18.5</b>
Number of Fixings	<b>10</b>
Mounting Hole Center [mm]	<b>233</b>
Inside Diameter [mm]	<b>248</b>
Flange Inside Diameter [mm]	<b>209</b>
Flange Thickness [mm]	<b>8</b>



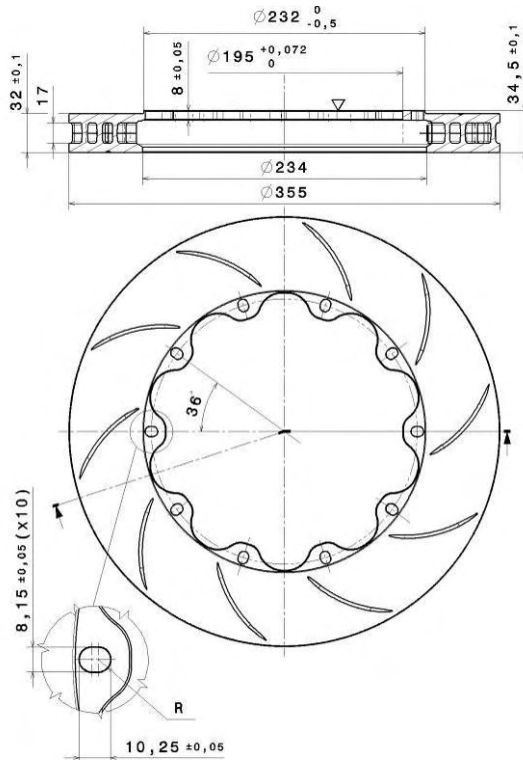




**P/N 09.9404.12/22**

**TECHNICAL SPECIFICATION**

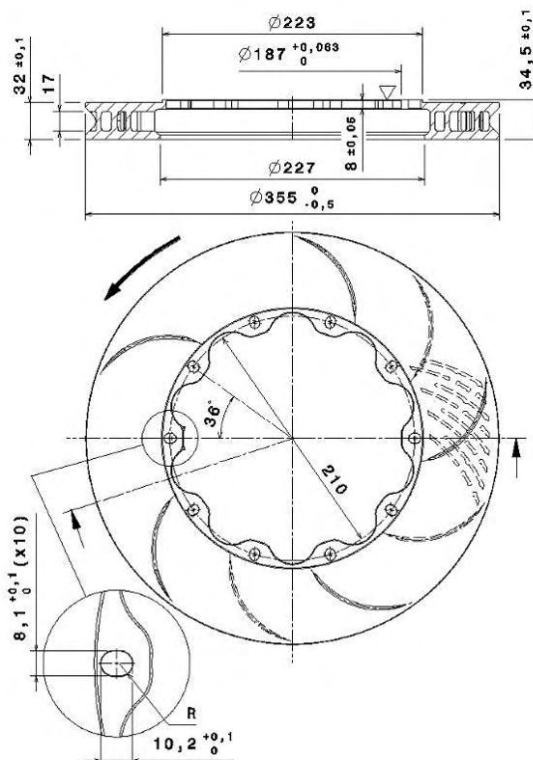
Diameter [mm]	<b>355</b>
Thickness [mm]	<b>32</b>
Annulus [mm]	<b>60.5</b>
Air Gap [mm]	<b>17</b>
Weight [Kg]	<b>8.14</b>
Ventilation	<b>72 vanes</b>
Offset [mm]	<b>18.5</b>
Number of Fixings	<b>10</b>
Mounting Hole Center [mm]	<b>219</b>
Inside Diameter [mm]	<b>234</b>
Flange Inside Diameter [mm]	<b>196</b>
Flange Thickness [mm]	<b>8</b>



**P/N 09.9306.30/40**

**TECHNICAL SPECIFICATION**

Diameter [mm]	<b>355</b>
Thickness [mm]	<b>32</b>
Annulus [mm]	<b>64</b>
Air Gap [mm]	<b>17</b>
Weight [Kg]	<b>8.35</b>
Ventilation	<b>72 vanes</b>
Offset [mm]	<b>18.5</b>
Number of Fixings	<b>10</b>
Mounting Hole Center [mm]	<b>210</b>
Inside Diameter [mm]	<b>227</b>
Flange Inside Diameter [mm]	<b>187</b>
Flange Thickness [mm]	<b>8</b>





**P/N 09.9306.50/60**

**TECHNICAL SPECIFICATION**

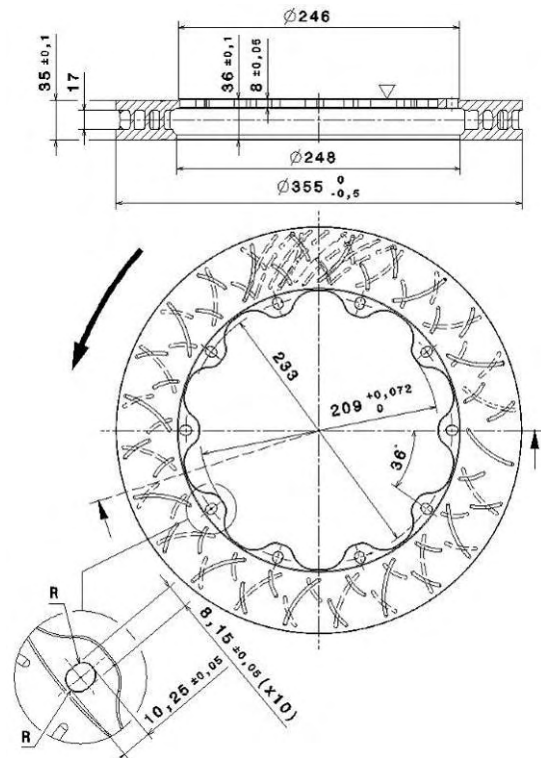
Diameter [mm]	<b>355</b>
Thickness [mm]	<b>32</b>
Annulus [mm]	<b>64</b>
Air Gap [mm]	<b>17</b>
Weight [Kg]	<b>8.4</b>
Ventilation	<b>72 vanes</b>
Offset [mm]	<b>18.5</b>
Number of Fixings	<b>10</b>
Mounting Hole Center [mm]	<b>210</b>
Inside Diameter [mm]	<b>227</b>
Flange Inside Diameter [mm]	<b>187</b>
Flange Thickness [mm]	<b>8</b>

DRAWING  
NOT  
AVAILABLE


**P/N 09.9306.14/24**

**TECHNICAL SPECIFICATION**

Diameter [mm]	<b>355</b>
Thickness [mm]	<b>35</b>
Annulus [mm]	<b>53.5</b>
Air Gap [mm]	<b>17</b>
Weight [Kg]	<b>8.6</b>
Ventilation	<b>72 vanes</b>
Offset [mm]	<b>18.5</b>
Number of Fixings	<b>10</b>
Mounting Hole Center [mm]	<b>233</b>
Inside Diameter [mm]	<b>248</b>
Flange Inside Diameter [mm]	<b>209</b>
Flange Thickness [mm]	<b>8</b>



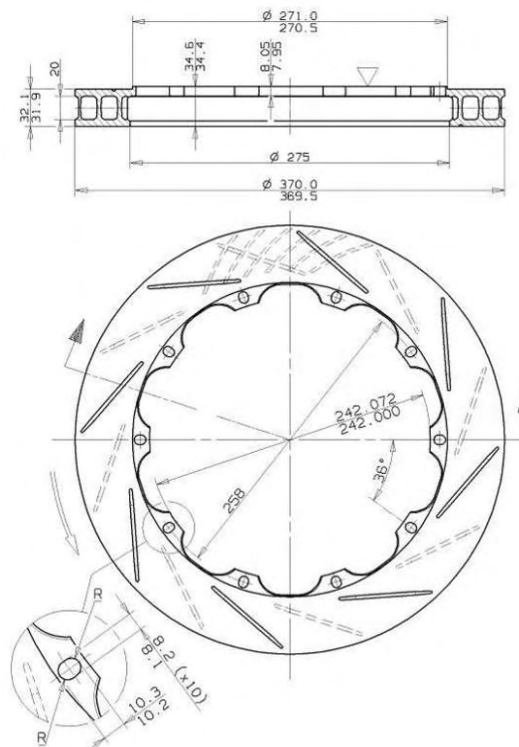




**P/N 09.5683.76/86**

**TECHNICAL SPECIFICATION**

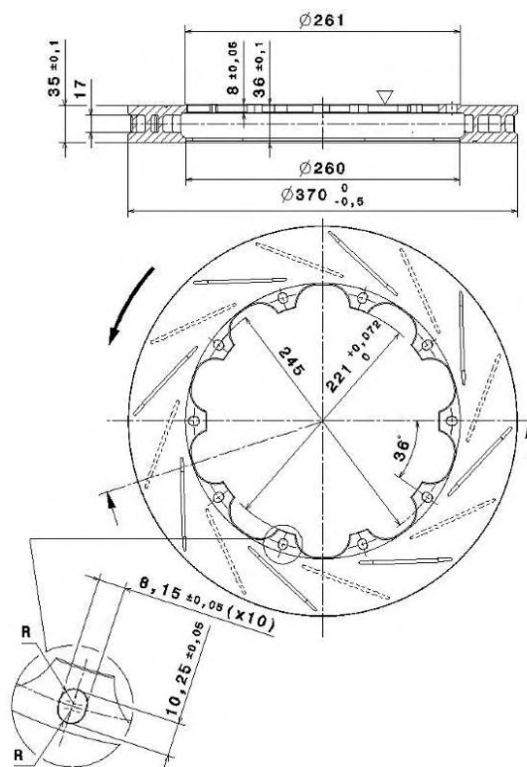
Diameter [mm]	<b>370</b>
Thickness [mm]	<b>32</b>
Annulus [mm]	<b>47.5</b>
Air Gap [mm]	<b>20</b>
Weight [Kg]	<b>5.7</b>
Ventilation	<b>48 vanes</b>
Offset [mm]	<b>18.5</b>
Number of Fixings	<b>10</b>
Mounting Hole Center [mm]	<b>258</b>
Inside Diameter [mm]	<b>275</b>
Flange Inside Diameter [mm]	<b>242</b>
Flange Thickness [mm]	<b>8</b>



**P/N 09.8528.55/65**

**TECHNICAL SPECIFICATION**

Diameter [mm]	<b>370</b>
Thickness [mm]	<b>35</b>
Annulus [mm]	<b>55</b>
Air Gap [mm]	<b>17</b>
Weight [Kg]	<b>8.8</b>
Ventilation	<b>72 vanes</b>
Offset [mm]	<b>18.5</b>
Number of Fixings	<b>10</b>
Mounting Hole Center [mm]	<b>245</b>
Inside Diameter [mm]	<b>260</b>
Flange Inside Diameter [mm]	<b>221</b>
Flange Thickness [mm]	<b>8</b>

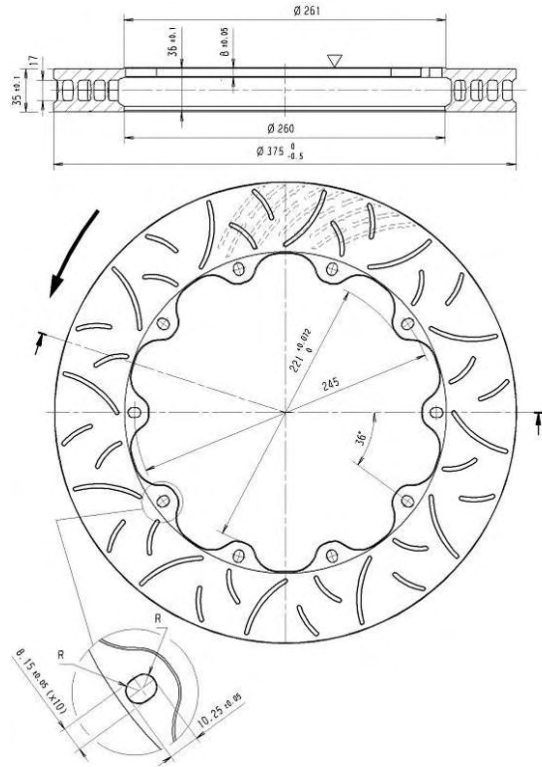




**P/N 09.8528.51/61**

**TECHNICAL SPECIFICATION**

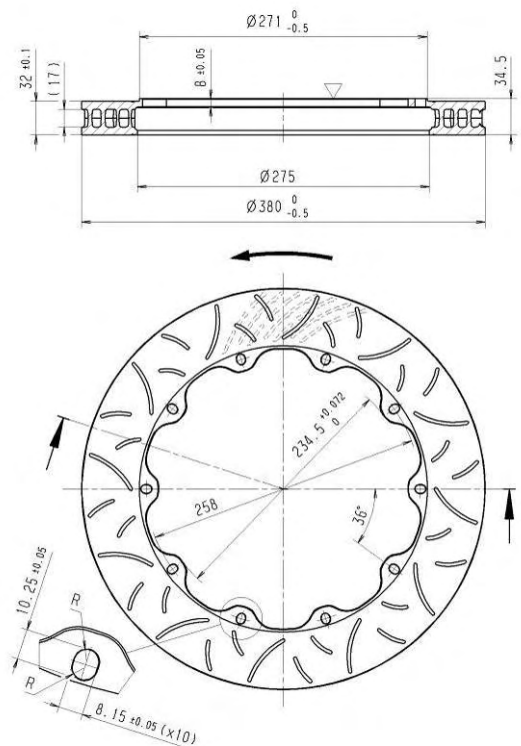
Diameter [mm]	<b>375</b>
Thickness [mm]	<b>35</b>
Annulus [mm]	<b>57.5</b>
Air Gap [mm]	<b>17</b>
Weight [Kg]	<b>9.2</b>
Ventilation	<b>72 vanes</b>
Offset [mm]	<b>18.5</b>
Number of Fixings	<b>10</b>
Mounting Hole Center [mm]	<b>245</b>
Inside Diameter [mm]	<b>260</b>
Flange Inside Diameter [mm]	<b>221</b>
Flange Thickness [mm]	<b>8</b>



**P/N 09.8528.74/84**

**TECHNICAL SPECIFICATION**

Diameter [mm]	<b>380</b>
Thickness [mm]	<b>32</b>
Annulus [mm]	<b>52.5</b>
Air Gap [mm]	<b>17</b>
Weight [Kg]	<b>7.9</b>
Ventilation	<b>72 vanes</b>
Offset [mm]	<b>17.2</b>
Number of Fixings	<b>10</b>
Mounting Hole Center [mm]	<b>258</b>
Inside Diameter [mm]	<b>275</b>
Flange Inside Diameter [mm]	<b>234.5</b>
Flange Thickness [mm]	<b>8</b>

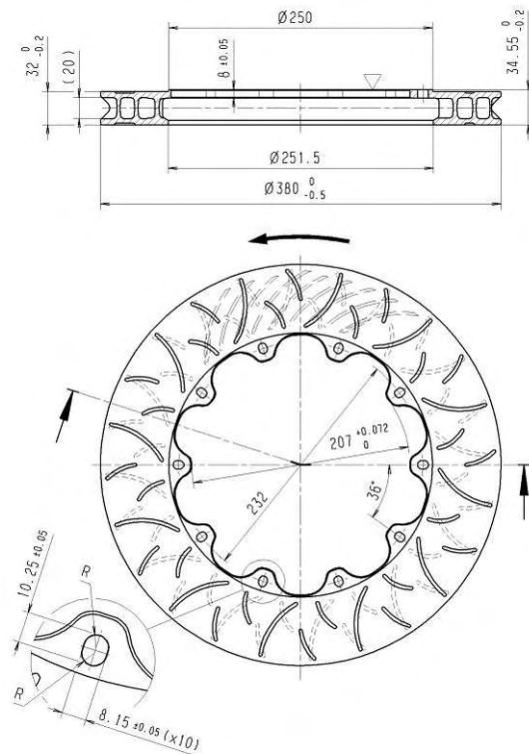




**P/N XA2.91.32/33**

**TECHNICAL SPECIFICATION**

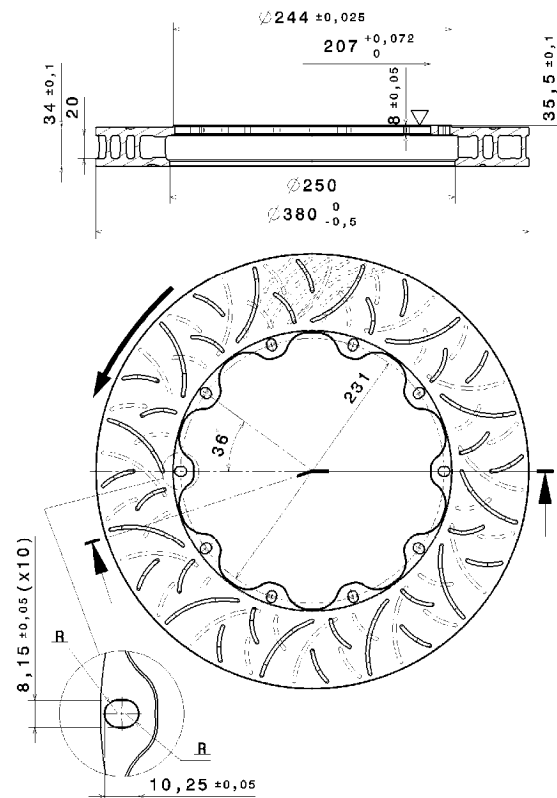
Diameter [mm]	<b>380</b>
Thickness [mm]	<b>32</b>
Annulus [mm]	<b>64.25</b>
Air Gap [mm]	<b>20</b>
Weight [Kg]	<b>7.7</b>
Ventilation	<b>48 vanes</b>
Offset [mm]	<b>17.5</b>
Number of Fixings	<b>10</b>
Mounting Hole Center [mm]	<b>232</b>
Inside Diameter [mm]	<b>251.5</b>
Flange Inside Diameter [mm]	<b>207</b>
Flange Thickness [mm]	<b>8</b>




**P/N 09.A009.12/22**

**TECHNICAL SPECIFICATION**

Diameter [mm]	<b>380</b>
Thickness [mm]	<b>34</b>
Annulus [mm]	<b>65</b>
Air Gap [mm]	<b>20</b>
Weight [Kg]	<b>9.46</b>
Ventilation	<b>72 vanes</b>
Offset [mm]	<b>18.5</b>
Number of Fixings	<b>10</b>
Mounting Hole Center [mm]	<b>230</b>
Inside Diameter [mm]	<b>250</b>
Flange Inside Diameter [mm]	<b>206.5</b>
Flange Thickness [mm]	<b>8</b>

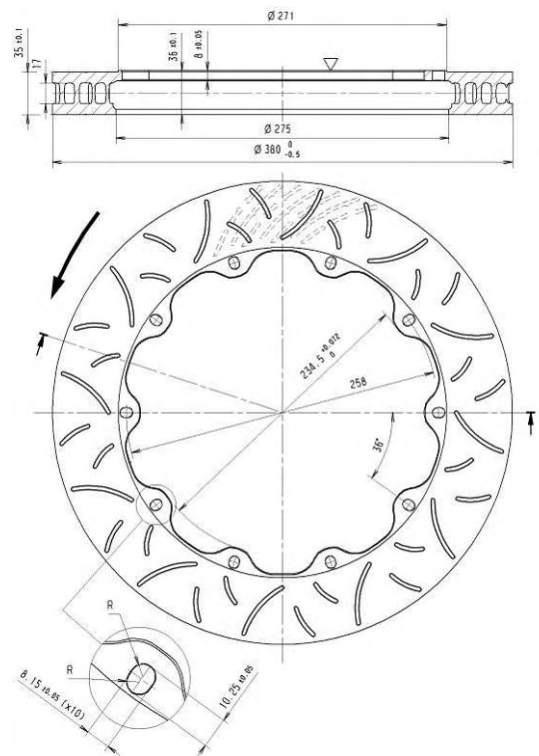


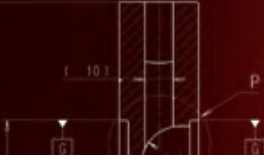


**P/N 09.8528.78/88**

**TECHNICAL SPECIFICATION**

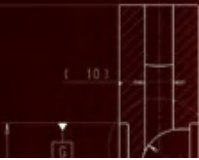
Diameter [mm]	<b>380</b>
Thickness [mm]	<b>35</b>
Annulus [mm]	<b>52.5</b>
Air Gap [mm]	<b>17</b>
Weight [Kg]	<b>9</b>
Ventilation	<b>72 vanes</b>
Offset [mm]	<b>18.5</b>
Number of Fixings	<b>10</b>
Mounting Hole Center [mm]	<b>258</b>
Inside Diameter [mm]	<b>275</b>
Flange Inside Diameter [mm]	<b>234.5</b>
Flange Thickness [mm]	<b>8</b>





# DISC ASSEMBLIES





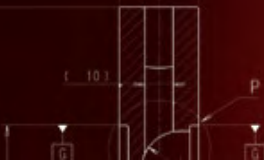
### FRONT ASSEMBLY



### REAR ASSEMBLY



Car	Front (left/right)	Rear (left/right)	Description
Ferrari 360 Modena	XA2.87.31/32		380x35mm (72vanes)
Ferrari 430 GT2	XA2.87.33/34		380x32mm (72vanes)
Ferrari F430 Challenge GT3		XA2.87.41/42	332x32mm (48vanes)
Porsche 996 RSR	XA0.74.71/72		380x35mm (72vanes)
	XA0.74.73/74		380x32mm (72vanes)
		XA0.74.81/82	355x32mm (48vanes)
Porsche 996 CUP	XA4.F2.11/12		350x34mm (72vanes)
		XA4.F2.21/22	330x28mm (48vanes)
Porsche 997 CUP	XA5.R7.11/12		380x34mm (72vanes)
		XA5.R7.21/22	350x28mm (72vanes)
Porsche 997 RSR	XA6.C9.11/12		380x32mm (72vanes)
	XA6.C9.13/14		380x35mm (72vanes)
		XA6.C9.21/22	355x32mm (72vanes)
Porsche 997 CUP/GRAND-AM	XA6.H7.21/22		380x32mm (72vanes)
		XA6.H7.31/32	355x32mm (72vanes)
F3 2008	XA6.S1.15/25		278x18mm (48vanes)
		XA6.S1.15/25	278x18mm (48vanes)
Mitsubishi Evo IX Gr.N	XA5.S5.31/32(Tarmac)		355x32mm (72 vanes)
	XA5.S5.51/52(Gravel)		300x30mm (48 vanes)
		XA5.S5.23/24	295x25,4mm (48vanes)
Mitsubishi Evo X Gr.N	XA7.G0.31/32(Tarmac)		355x32 (72 vanes)
	XA7.G0.21/22(Gravel)		300x32mm (48 vanes)
		XA7.G0.23/24	295x25,4mm (48 vanes)

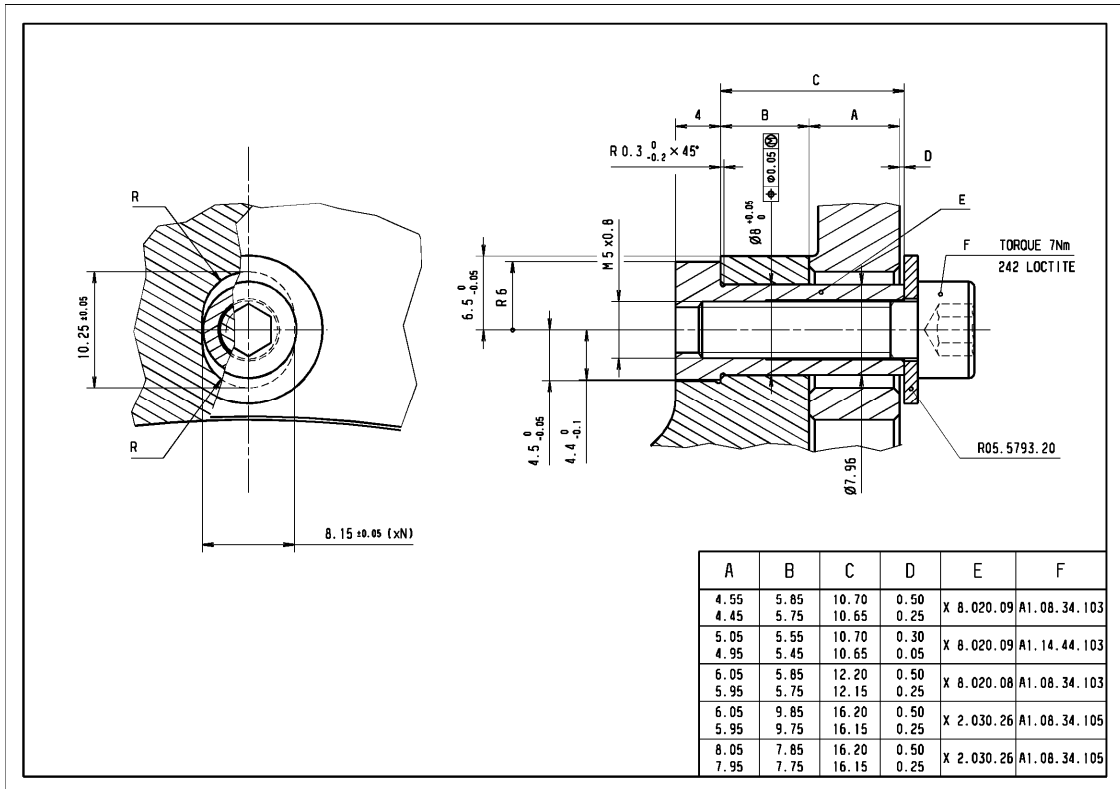


# CAST IRON DISC FIXINGS

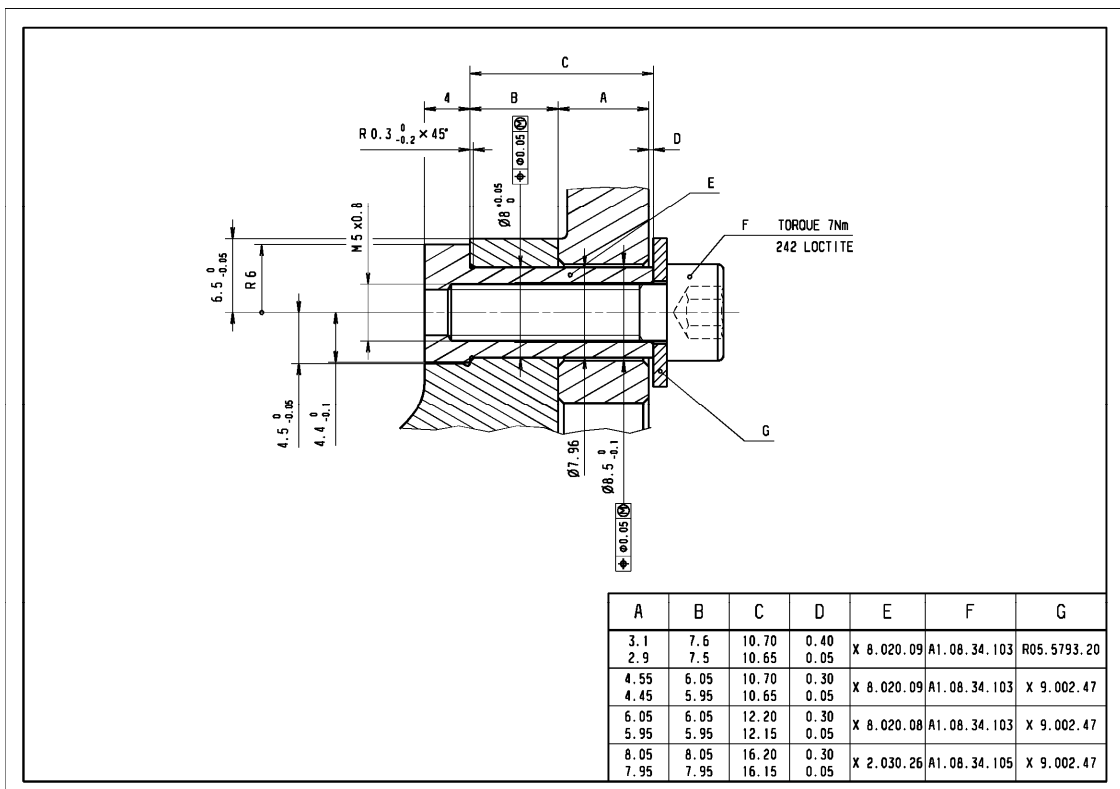




## OVAL HOLES

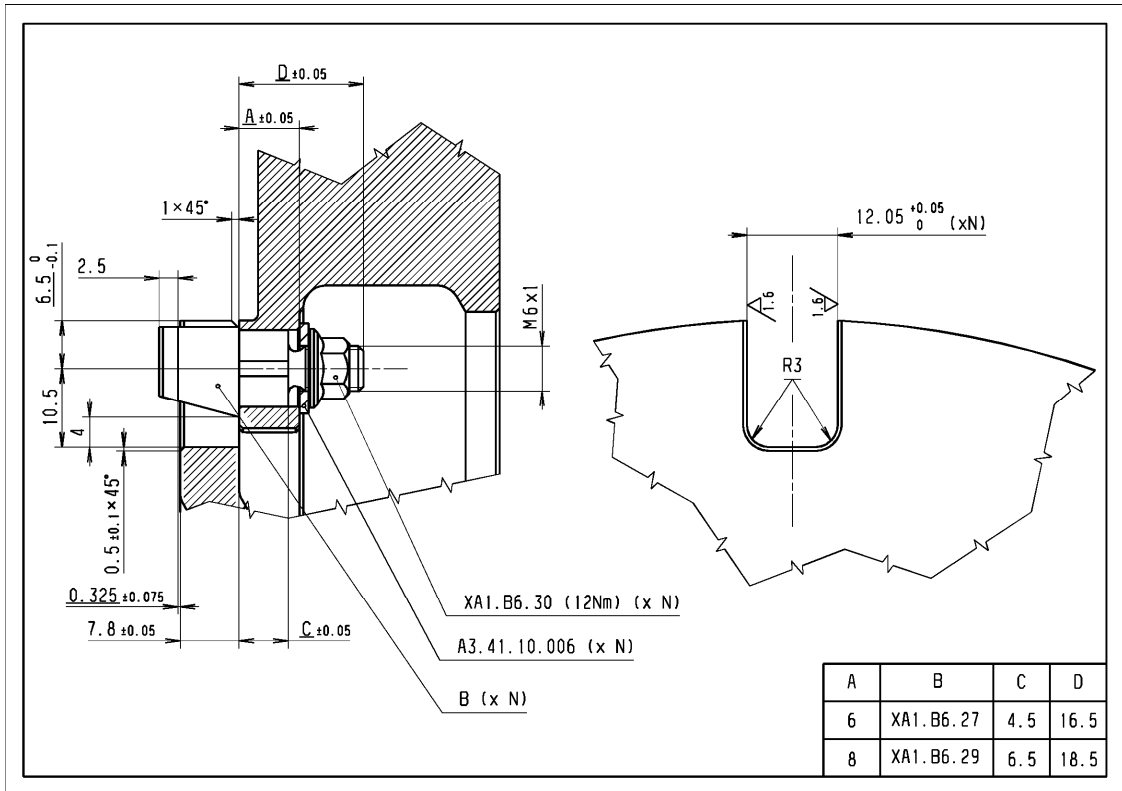


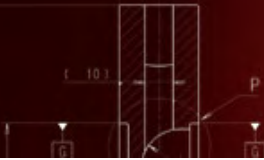
## ROUND HOLES





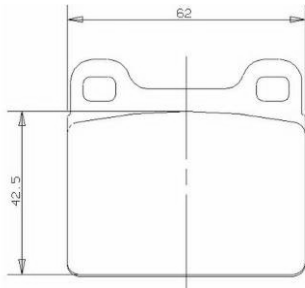
## HEAVY DUTY





# PADS

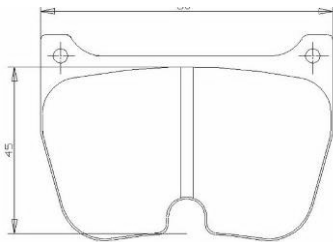




**PAD FAMILY Type"62"**

**TECHNICAL SPECIFICATION**

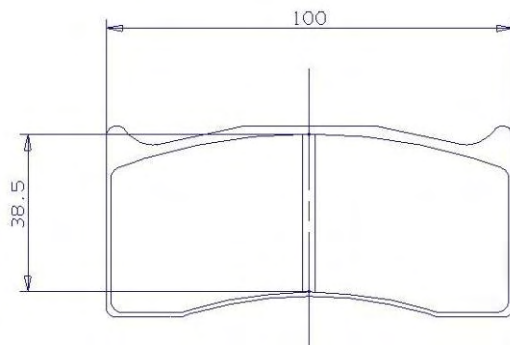
P/N: <b>07.1715.50</b>	Thickness[mm]: <b>15</b>	Compound: <b>Ferodo DS2000</b>	Pad Area [cm <sup>2</sup> ]: <b>24.8</b>
P/N: <b>07.1715.41</b>	Thickness[mm]: <b>15</b>	Compound: <b>Pagid RS4/2</b>	Pad Area [cm <sup>2</sup> ]: <b>24.8</b>



**PAD FAMILY Type"80-H45"**

**TECHNICAL SPECIFICATION**

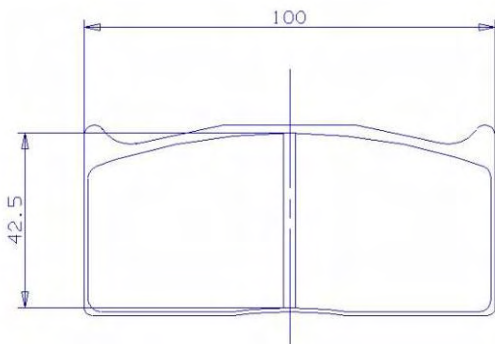
P/N: <b>07.5684.73</b>	Thickness[mm]: <b>17.5</b>	Compound: <b>Ferodo PRO144</b>	Pad Area [cm <sup>2</sup> ]: <b>30.7</b>
------------------------	----------------------------	--------------------------------	--



**PAD FAMILY Type"100-H38,5"**

**TECHNICAL SPECIFICATION**

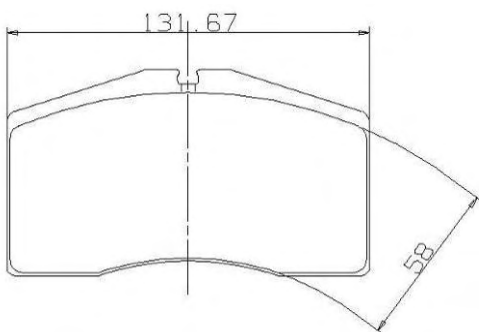
P/N: <b>07.7881.41</b>	Thickness[mm]: <b>16</b>	Compound: <b>Hawk HT12</b>	Pad Area [cm <sup>2</sup> ]: <b>35.8</b>
------------------------	--------------------------	----------------------------	--



**PAD FAMILY Type"100-H42,5"**

**TECHNICAL SPECIFICATION**

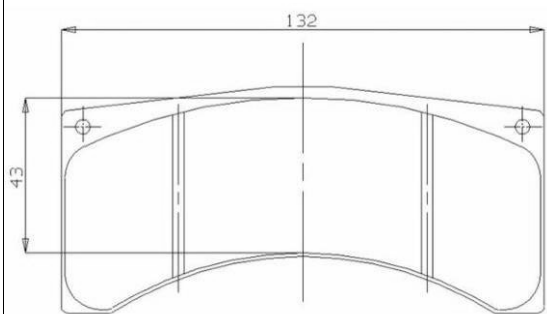
P/N: **07.7881.80**    Thickness[mm]: **20**    Compound: **Hawk HT14**    Pad Area [cm<sup>2</sup>]: **38**



**PAD FAMILY Type"132A"**

**TECHNICAL SPECIFICATION**

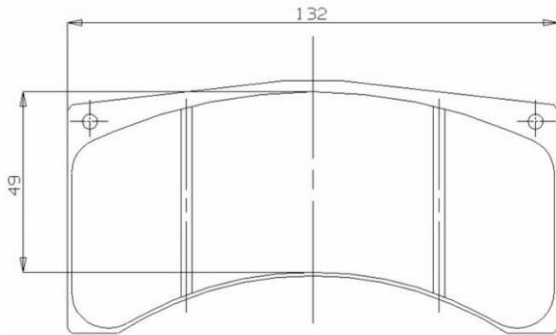
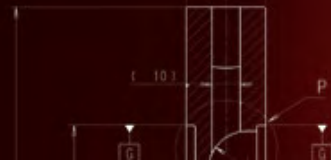
P/N: **07.5308.91**    Thickness[mm]: **26.5**    Compound: **Ferodo DS3000**    Pad Area [cm<sup>2</sup>]: **77**



**PAD FAMILY Type"132-H43"**

**TECHNICAL SPECIFICATION**

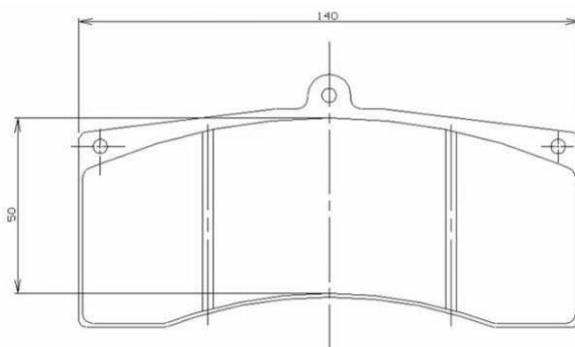
P/N: **07.7869.11**    Thickness[mm]: **18**    Compound: **Ferodo DS3000PLUS**    Pad Area [cm<sup>2</sup>]: **55.7**  
P/N: **07.7869.12**    Thickness[mm]: **18**    Compound: **Ferodo DS4000**    Pad Area [cm<sup>2</sup>]: **55.7**



**PAD FAMILY Type"132-H49"**

**TECHNICAL SPECIFICATION**

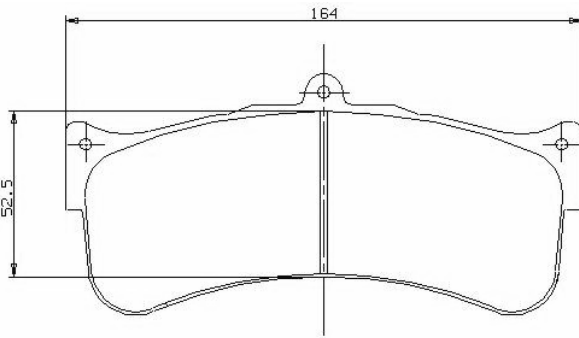
P/N: <b>07.5139.19</b>	Thickness[mm]: <b>16</b>	Compound: <b>Ferodo DS3000</b>	Pad Area [cm <sup>2</sup> ]: <b>60.1</b>
P/N: <b>XA2.F7.09</b>	Thickness[mm]: <b>16</b>	Compound: <b>Ferodo PRO144</b>	Pad Area [cm <sup>2</sup> ]: <b>58.6</b>
P/N: <b>07.7869.81</b>	Thickness[mm]: <b>26.5</b>	Compound: <b>Ferodo DS1.11</b>	Pad Area [cm <sup>2</sup> ]:
P/N: <b>07.8619.60</b>	Thickness[mm]: <b>26.5</b>	Compound: <b>Hawk HT14</b>	Pad Area [cm <sup>2</sup> ]: <b>60.1</b>



**PAD FAMILY Type"140"**

**TECHNICAL SPECIFICATION**

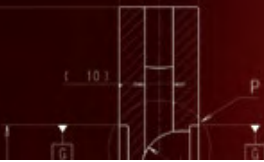
P/N: <b>07.5169.91</b>	Thickness[mm]: <b>21.3</b>	Compound: <b>Ferodo DS3000</b>	Pad Area [cm <sup>2</sup> ]: <b>67</b>
------------------------	----------------------------	--------------------------------	--



**PAD FAMILY**    **Type"164"**

**TECHNICAL SPECIFICATION**

P/N: <b>07.7293.63</b>	Thickness[mm]: <b>29</b>	Compound: <b>Ferodo DS1.11</b>	Pad Area [cm <sup>2</sup> ]: <b>77.1</b>
P/N: <b>07.7293.90</b>	Thickness[mm]: <b>29</b>	Compound: <b>Hawk HT14</b>	Pad Area [cm <sup>2</sup> ]: <b>77.1</b>



# CARBON DISCS AND PADS



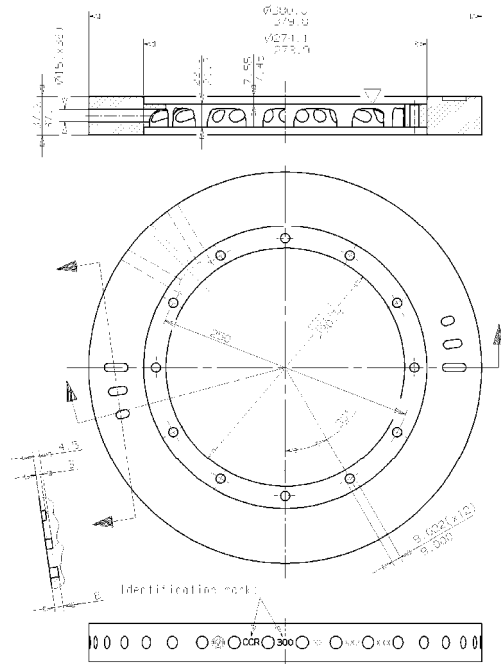




**P/N 09.7843.11**

**TECHNICAL SPECIFICATION**

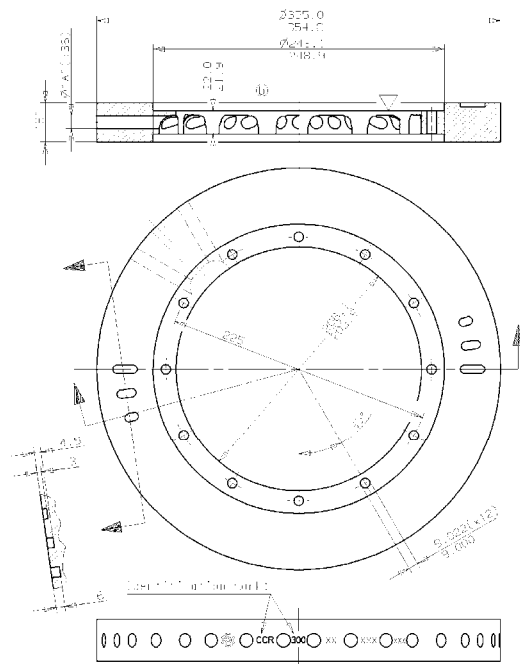
- Carbon Material **CCR300**
- Diameter [mm] **380**
- Thickness [mm] **37**
- Annulus [mm] **53**
- Ventilation holes [mm] **15**
- Weight [Kg] **3.15**
- Number of Fixings **12**
- Mounting Hole Center [mm] **250**
- Inside Diameter [mm] **274**
- Flange Inside Diameter [mm] **231**
- Flange Thickness [mm] **22**
- Related Pads **07.7844.10 07.9076.20 07.9076.30**



**P/N 09.7843.21**

**TECHNICAL SPECIFICATION**

- Carbon Material **CCR300**
- Diameter [mm] **355**
- Thickness [mm] **37**
- Annulus [mm] **53**
- Ventilation holes [mm] **15**
- Weight [Kg] **2.8**
- Number of Fixings **12**
- Mounting Hole Center [mm] **225**
- Inside Diameter [mm] **249**
- Flange Inside Diameter [mm] **206**
- Flange Thickness [mm] **22**
- Related Pads **07.7844.10 07.9076.20 07.9076.30**



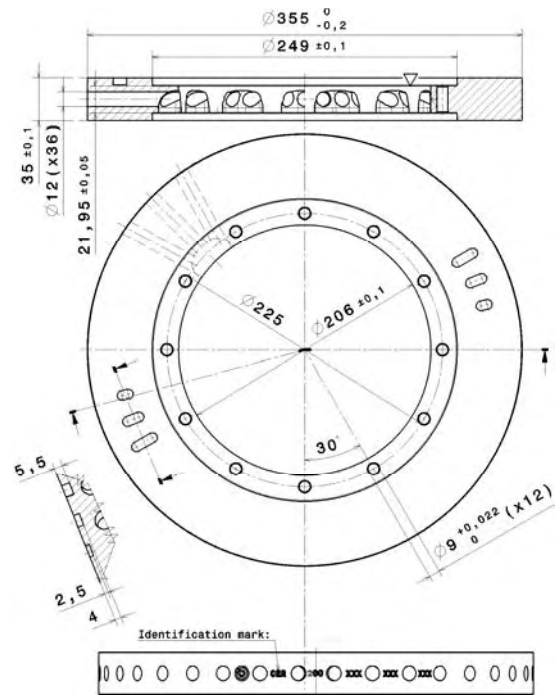




**P/N XA6.M3.A3**

**TECHNICAL SPECIFICATION**

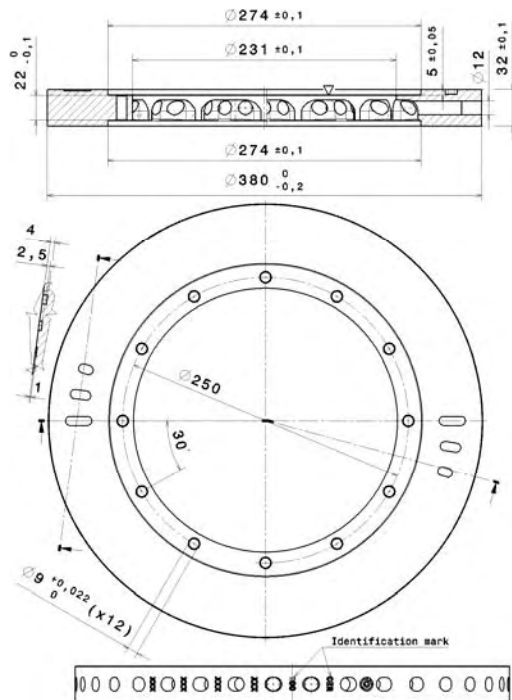
Carbon Material	<b>CER200</b>
Diameter [mm]	<b>355</b>
Thickness [mm]	<b>35</b>
Annulus [mm]	<b>53</b>
Ventilation holes [mm]	<b>12</b>
Weight [Kg]	<b>2,92</b>
Number of Fixings	<b>12</b>
Mounting Hole Center [mm]	<b>225</b>
Inside Diameter [mm]	<b>249</b>
Flange Inside Diameter [mm]	<b>206</b>
Flange Thickness [mm]	<b>22</b>
Related Pads	<b>07.9076.20 07.9076.10</b>



**P/N XA6.M3.B2**

**TECHNICAL SPECIFICATION**

Carbon Material	<b>CER200</b>
Diameter [mm]	<b>380</b>
Thickness [mm]	<b>32</b>
Annulus [mm]	<b>53</b>
Ventilation holes [mm]	<b>12</b>
Weight [Kg]	<b>2,85</b>
Number of Fixings	<b>12</b>
Mounting Hole Center [mm]	<b>250</b>
Inside Diameter [mm]	<b>274</b>
Flange Inside Diameter [mm]	<b>231</b>
Flange Thickness [mm]	<b>22</b>
Related Pads	<b>07.9076.10</b>

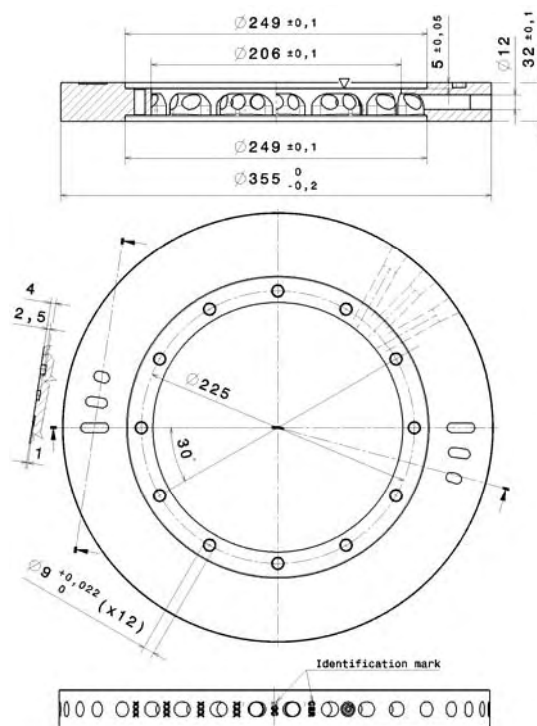


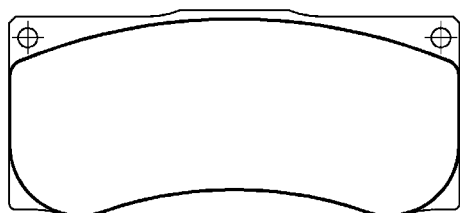



**P/N XA6.M3.B3**

**TECHNICAL SPECIFICATION**

Carbon Material	<b>CER200</b>
Diameter [mm]	<b>355</b>
Thickness [mm]	<b>32</b>
Annulus [mm]	<b>53</b>
Ventilation holes [mm]	<b>12</b>
Weight [Kg]	<b>2,6</b>
Number of Fixings	<b>12</b>
Mounting Hole Center [mm]	<b>250</b>
Inside Diameter [mm]	<b>274</b>
Flange Inside Diameter [mm]	<b>231</b>
Flange Thickness [mm]	<b>22</b>
Related Pads	<b>07.9076.10</b>





**PAD FAMILY**

**Type"140 C-C"**

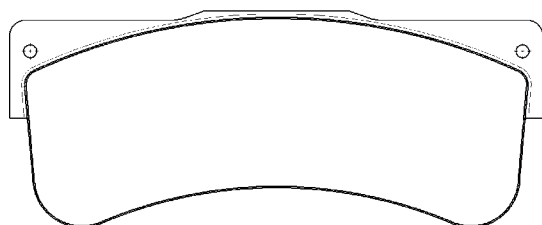
**TECHNICAL SPECIFICATION**

P/N: **07.7844.10**

Carbon Material: **CCR400**

Thickness[mm]: **26.5**

Annulus [mm]: **53.0**



**PAD FAMILY Type"164 C-C"**

**TECHNICAL SPECIFICATION**

P/N: **07.9076.10**

Carbon Material: **CCR400**

Thickness[mm]: **25**

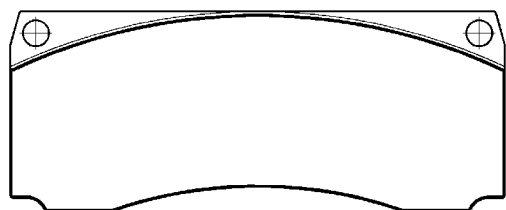
Annulus [mm]: **53.0**

P/N: **07.9076.20**

Carbon Material: **CCR400**

Thickness[mm]: **31.5**

Annulus [mm]: **53.0**



**PAD FAMILY Type"152"**

**TECHNICAL SPECIFICATION**

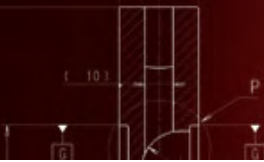
P/N: **07.9448.10**

Carbon Material: **CCR400**

Thickness[mm]: **25.0**

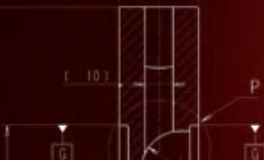
Annulus [mm]: **52.9**





# CARBON DISC FIXING



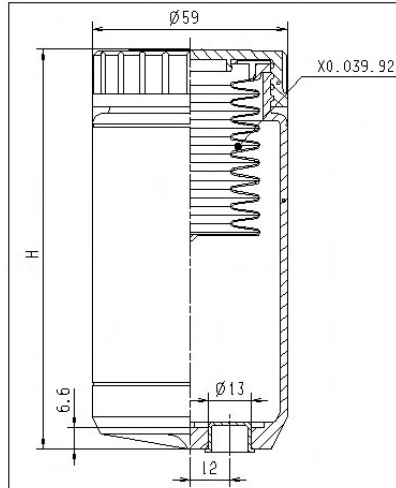


# MASTER CYLINDERS & RESERVOIRS



**P/N 10.8687.10/13**

**STANDARD RESERVOIRS**



Part number	Volume [cm <sup>3</sup> ]	H
R 10.8687.10	83	75.5
R 10.8687.11	163	110.5
R 10.8687.12	180	120.5
R 10.8687.13	238	148.5

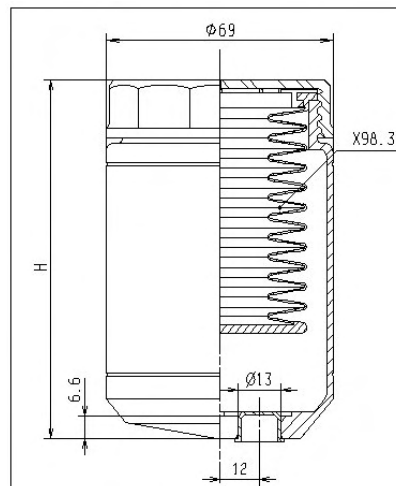
	Nipple kit for direct mounting	Aluminium	R 10.8687.22
	Nipple kit for remote mounting	Aluminium	R 10.8687.26

	Nipple	Nut		O-ring
		Washer		
		O-ring		

10.8687.10/13

**P/N 10.8687.14/15**

**GRAN TOURING RESERVOIRS**



Part number	Volume [cm <sup>3</sup> ]	H
R 10.8687.14	199	108.4
R 10.8687.15	304	144.5

	Nipple kit for direct mounting	Aluminium	R 10.8687.22
	Nipple kit for remote mounting	Aluminium	R 10.8687.26

	Nipple	Nut		O-ring
		Washer		
		O-ring		

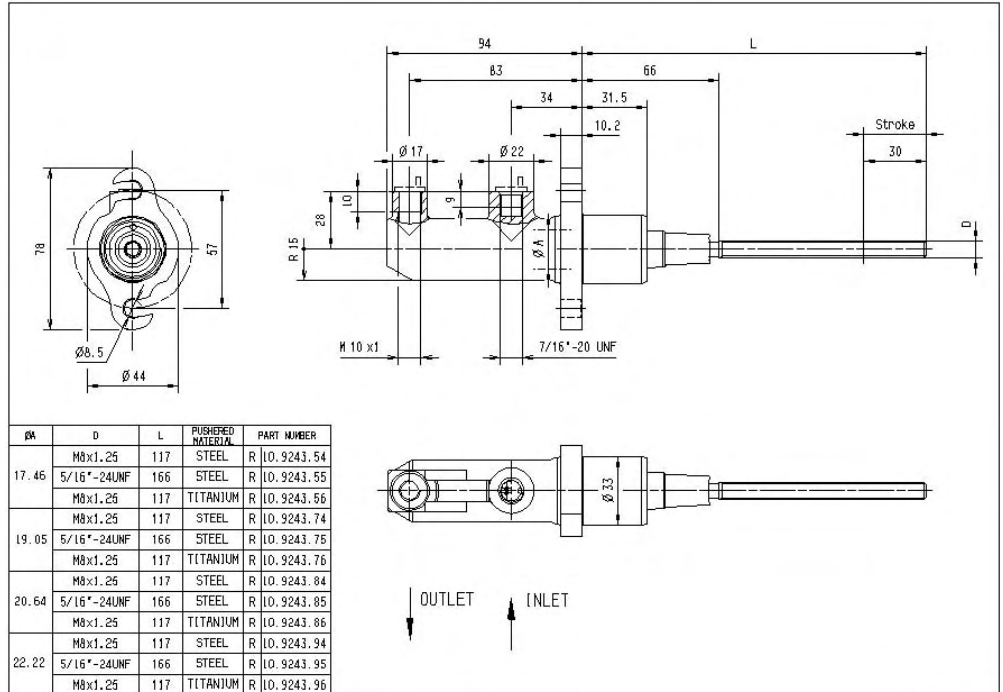
10.8687.14/15





**P/N 10.9243.54/96**

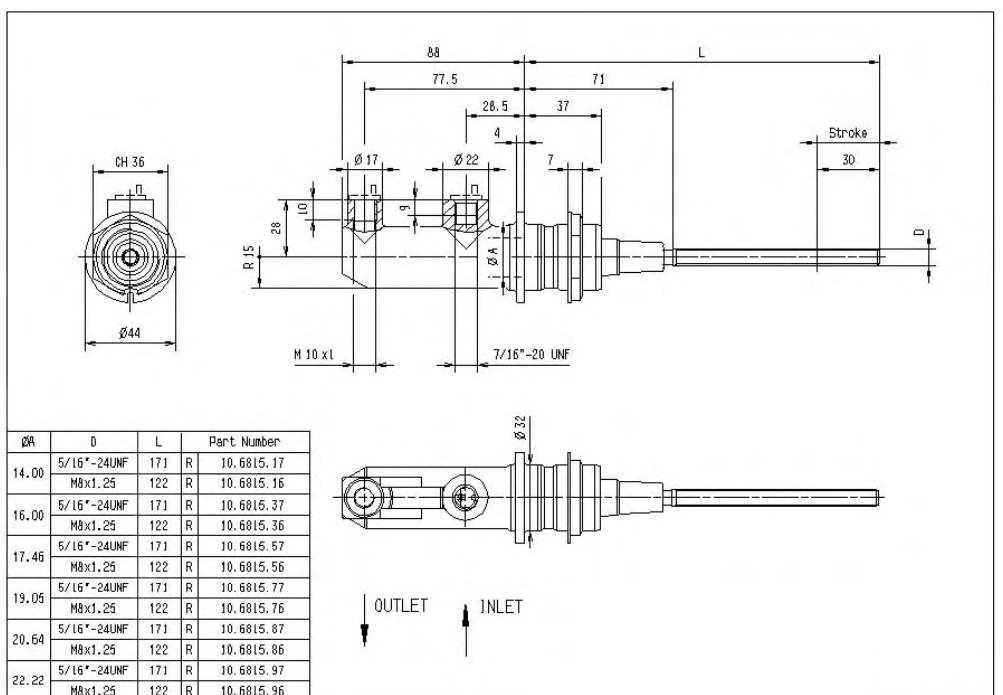
**TWO BOLT FIXING MASTER CYLINDER**



10.9243.54/96

**P/N 10.6815.16/97**

**SINGLE NUT FIXING MASTER CYLINDER**



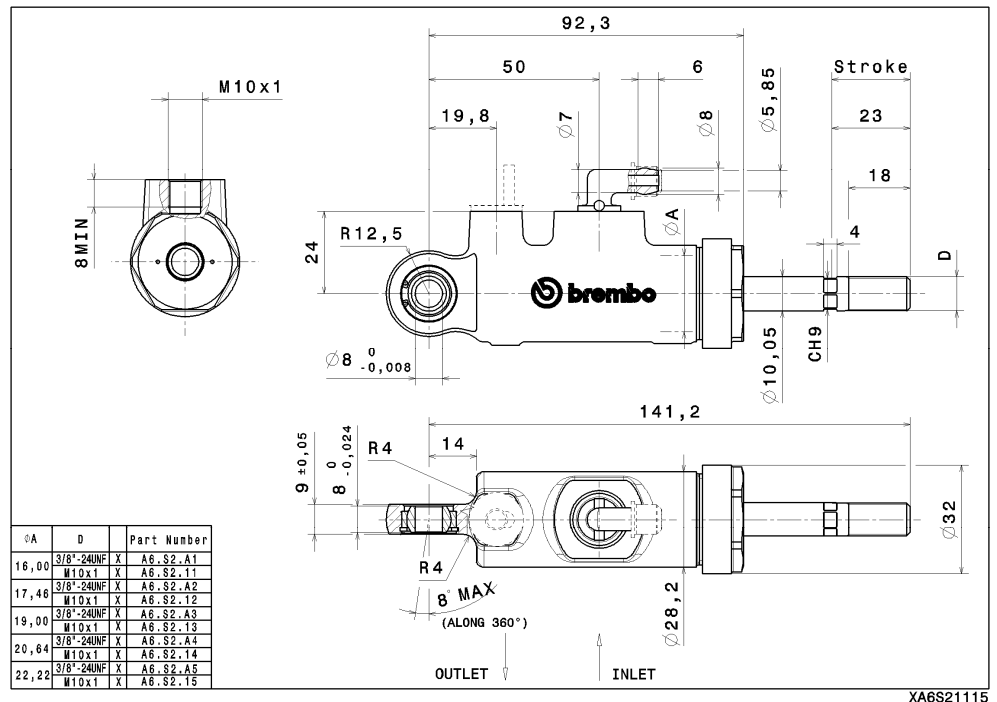
10.6815.16/97





**P/N XA6.S2.11/A4**

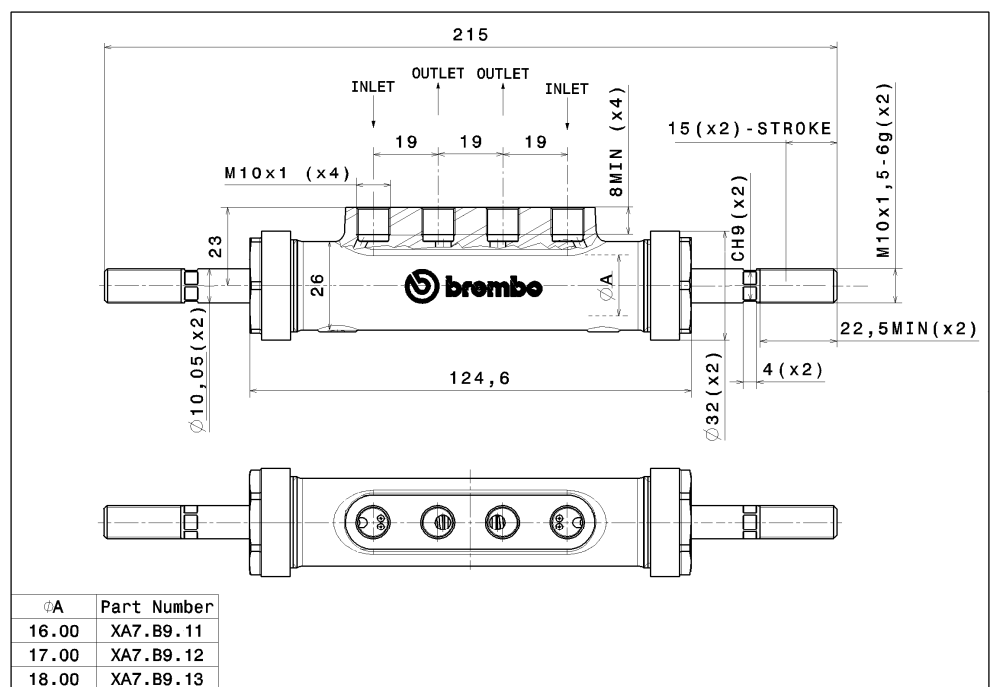
**FORGED MASTER CYLINDER**



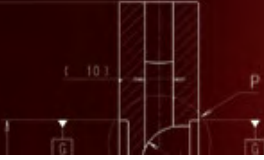
XA6S21115

**P/N XA7.B9.11/13**

**TWIN MASTER CYLINDER FOR HANDBRAKE**



XA7.B9.11/13



# PEDAL BOX

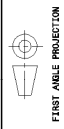


P/N **XA3.71.30**

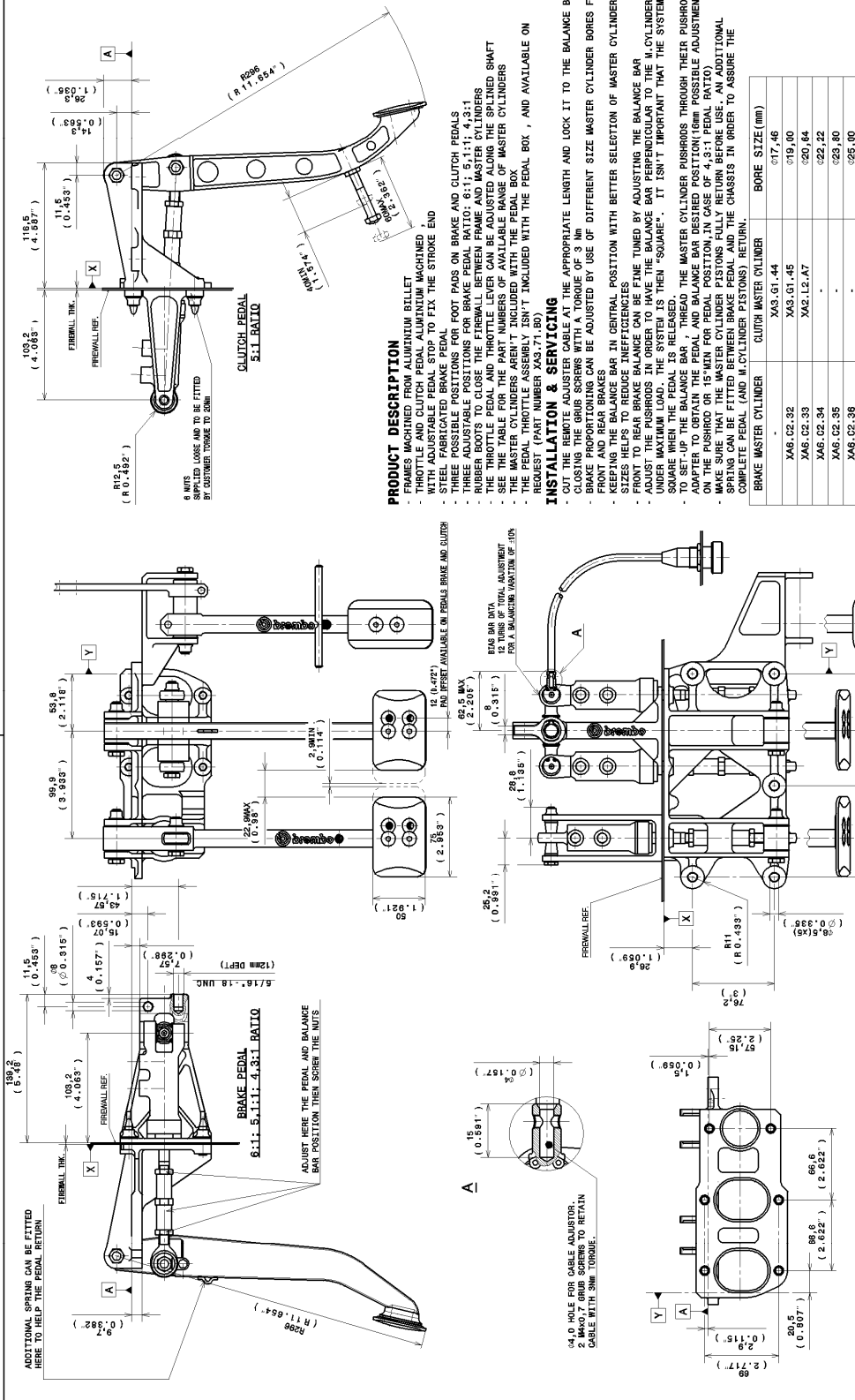
**TOP MOUNTING PEDAL BOX**



Copyright © Brembo S.p.A.  
All rights reserved.  
Any reproduction, even partial and with any kind of instrument, is forbidden. No disclosure to third parties or to Brembo competitors is allowed.



**XA3.71.30**  
**NASCAR TOP MOUNTING PEDAL BOX ASSEMBLY (WITHOUT THROTTLE PEDAL AND MASTER CYLINDERS)**  
**INSTALLATION DRAWING**



**PRODUCT DESCRIPTION**

- STEEL FABRICATED BRAKE PEDAL WITH ADJUSTABLE PEDAL STOP TO FIX THE STROKE END
- THROTTLE AND CLUTCH PEDAL ALUMINUM MACHINED
- THREE POSSIBLE POSITIONS FOR FOOT PADS ON BRAKE AND CLUTCH PEDALS
- THREE ADJUSTABLE POSITIONS FOR BRAKE PEDAL RATIO: 6:1, 5.1:1, 4.3:1
- THE THROTTLE AND CLUTCH PEDAL THROTTLE LEVER CAN BE ADJUSTED ALONG THE CYLINDER SHAFT
- SEE THE TABLE FOR THE PART NUMBERS OF AVAILABLE RANGE OF MASTER CYLINDERS
- THE MASTER CYLINDERS AREN'T INCLUDED WITH THE PEDAL BOX
- THE PEDAL THROTTLE ASSEMBLY ISN'T INCLUDED WITH THE PEDAL BOX, AND AVAILABLE ON REQUEST (PART NUMBER XA3.71.80)


**INSTALLATION & SERVICING**

- CUT THE REMOTE ADJUSTER CABLE AT THE APPROPRIATE LENGTH AND LOCK IT TO THE BALANCE BAR
- CLOSING THE GRUB SCREWS WITH A TORQUE OF 3 Nm
- THE MASTER CYLINDERS CAN BE ADJUSTED BY USE OF DIFFERENT SIZE MASTER CYLINDER BORES FOR FRONT AND REAR BRAKES
- KEEPING THE BALANCE BAR IN CENTRAL POSITION WITH BETTER SELECTION OF MASTER CYLINDER SIZES HELPS TO REDUCE INEFFICIENCIES
- FRONT TO REAR BRAKE BALANCE CAN BE FINE TUNED BY ADJUSTING THE BALANCE BAR
- ADJUST THE PUSHRODS IN ORDER TO HAVE THE BALANCE BAR PERPENDICULAR TO THE M.CYLINDERS AXIS WHEN THE PEDALS ARE RELEASED
- TO SET-UP THE BALANCE BAR, THREAD THE MASTER CYLINDER PUSHRODS THROUGH THEIR PUSHROD ADAPTER TO OBTAIN THE PEDAL AND BALANCE BAR DESIRED POSITION (16mm POSSIBLE ADJUSTMENT ON THE PUSHROD OR 15° MIN FOR PEDAL POSITION, IN CASE OF 4.3:1 PEDAL RATIO)
- MAKE SURE THAT THE MASTER CYLINDER PISTONS FULLY RETURN BEFORE USE. AN ADDITIONAL SCREW CAN BE FITTED BETWEEN THE PEDAL AND THE CHASSIS IN ORDER TO ASSURE THE SQUARE WHEN THE PEDALS ARE RELEASED (AND M.CYLINDER PISTONS) RETURN.

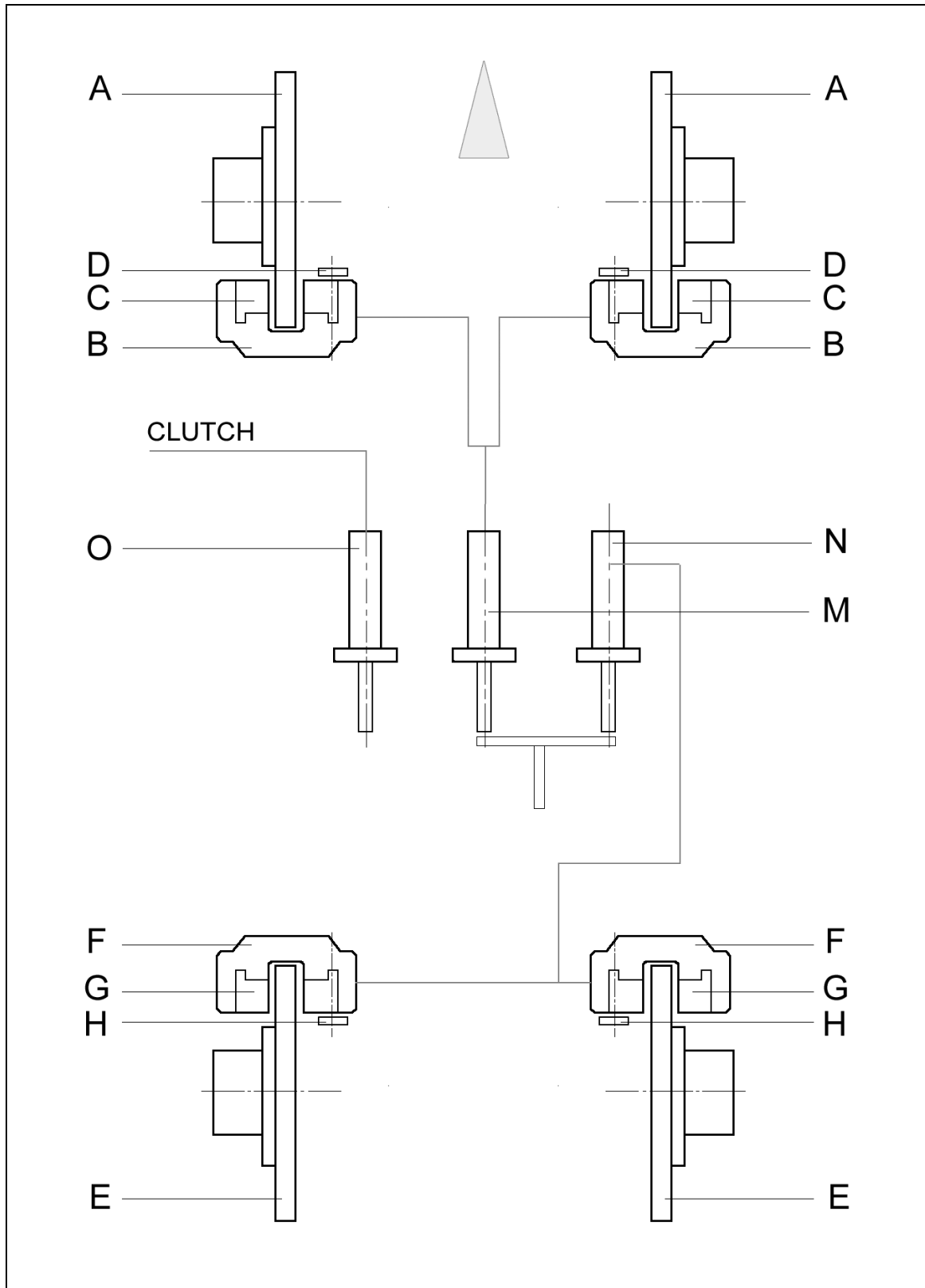
BORE SIZE (mm)	CLUTCH MASTER CYLINDER	BORE SIZE (mm)
Ø17,46	XA3.G1.44	Ø19,00
XA6.C2.32	XA3.G1.45	Ø20,64
XA6.C2.33	XA2.L2.A7	Ø22,22
XA6.C2.34		Ø23,80
XA6.C2.35		Ø25,00
XA6.C2.38		

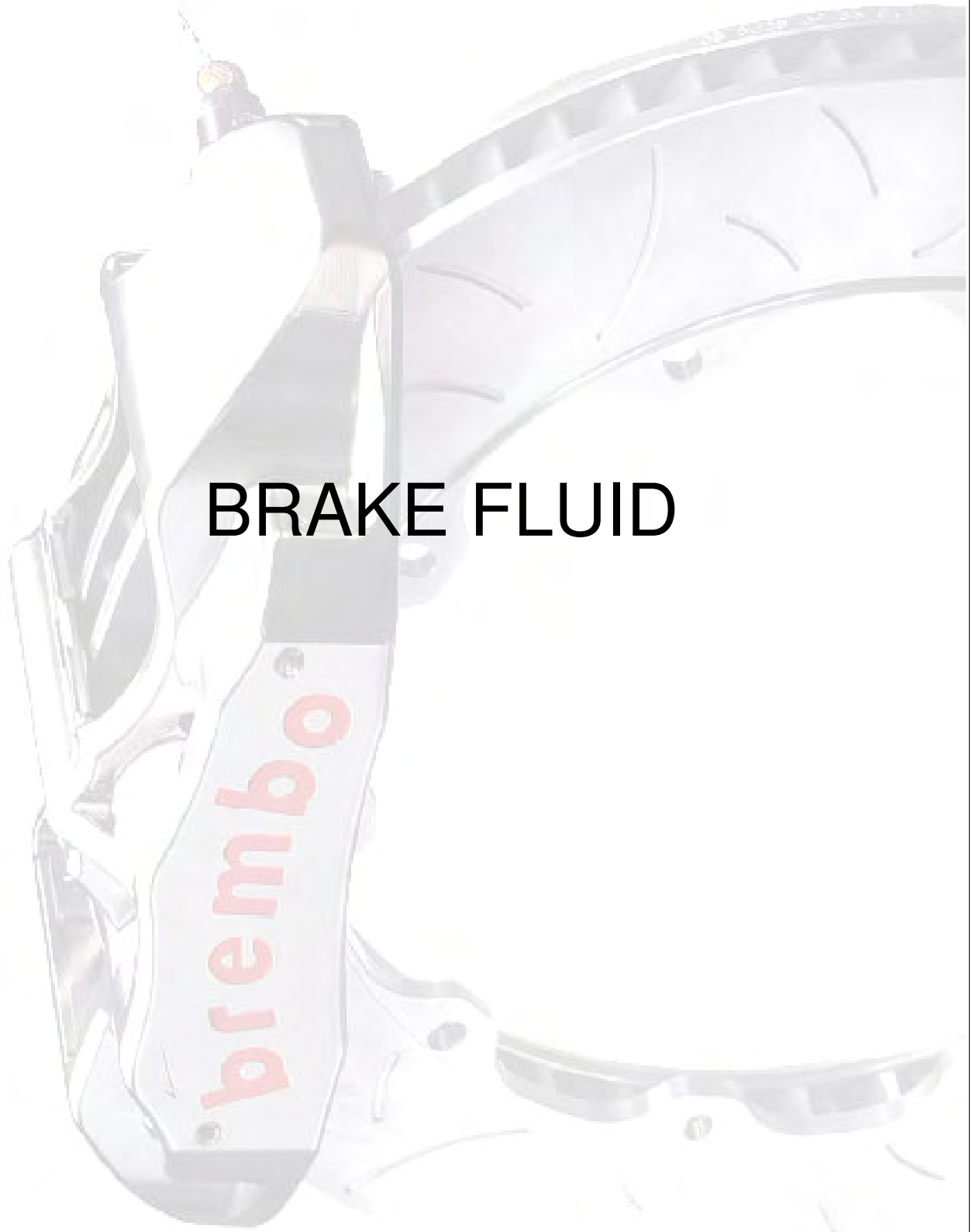
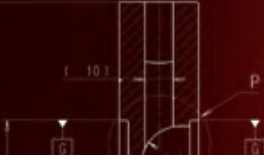
**NOTES:**  
-DIMENSIONS SHOWN IN MILLIMETERS  
-ALL BRACKETED DIMENSIONS ARE IN INCHES  
-ALL THREADS ARE IMPERIAL

PLEASE RETAIN THIS SHEET FOR FUTURE REFERENCE



## BRAKE SYSTEM LAYOUT



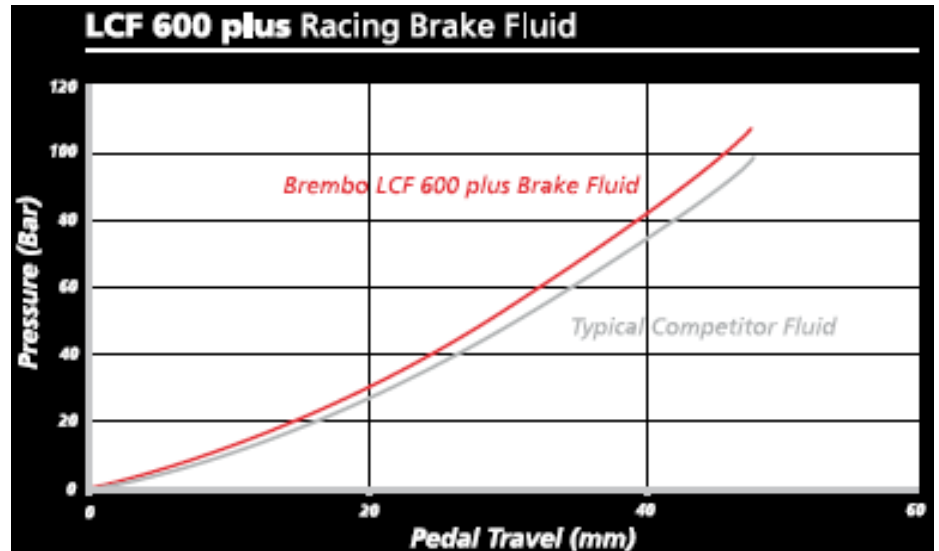


# BRAKE FLUID



P/N 04.8164.11

### LCF 600 PLUS BRAKE FLUID



Exclusively for racing use.

Brembo Racing LCF 600 plus has been specifically formulated to provide the highest performance under all racing conditions:

- an independently proven low compressibility at high temperatures
- a typical dry boiling point of 316 °C (601 °F)
- a typical wet boiling point of 204 °C (399 °F)

It even exceeds the requirements of U.S. FMVSS 116 DOT4 specification.

### COMPATIBILITY

Compatible with all Brembo Racing Brake Systems.

It can be mixed with other DOT3 and DOT4 racing brake fluids but for maximum performance advantage, before filling, other types of fluid should be drained from the brake system to avoid diluting the fluid characteristic.

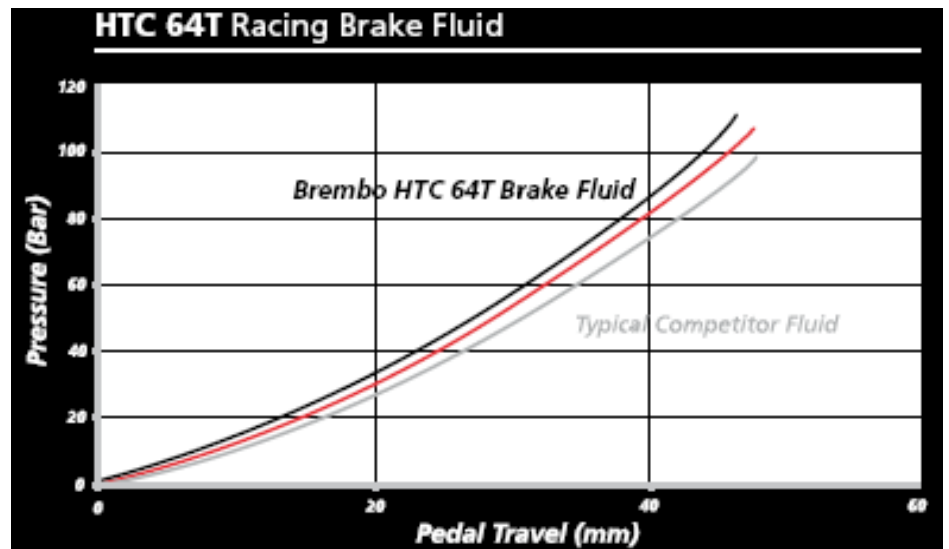
Brembo LCF 600 plus must not be used in Brake Systems containing magnesium parts.





**P/N 04.8164.20**

### **HTC 64T PLUS BRAKE FLUID**



Exclusively for racing use.

Brembo Racing HTC 64T plus has been specifically formulated to provide the highest performance under all racing conditions:

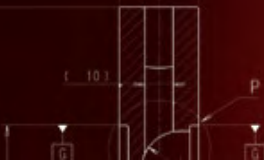
- an independently proven low compressibility at high temperatures
- a typical dry boiling point of 335 °C (635 °F)

### **COMPATIBILITY**

Compatible with all Brembo Racing Brake Systems.

It can be mixed with other DOT3 and DOT4 racing brake fluids but for maximum performance advantage, before filling, other types of fluid should be drained from the brake system to avoid diluting the fluid characteristic.

Brembo HTC 64T plus must not be used in Brake Systems containing magnesium parts.



# TEMPERATURE RECORDS





**P/N 02.5711.10**

**TEMPERATURE PAINTS**



Paint Colour	Temperature of Toner
GREEN	430°C / 806°F
ORANGE	560°C / 1040°F
RED	610°C / 1130°F

**P/N 02.5168.10/13**

**CALIPER THERMO TAPES**



P/N	Temperature Range
02.5168.10	From 132°C/270°F to 210°C/410°F
02.5168.11	From 88°C/190°F to 127°C/260°F
02.5168.12	From 132°C/270°F to 171°C/340°F
02.5168.13	From 210°C/410°F to 260°C/500°F

**P/N 02.5223.10**

**TEMPERATURE RECORD NOTPAD**

