
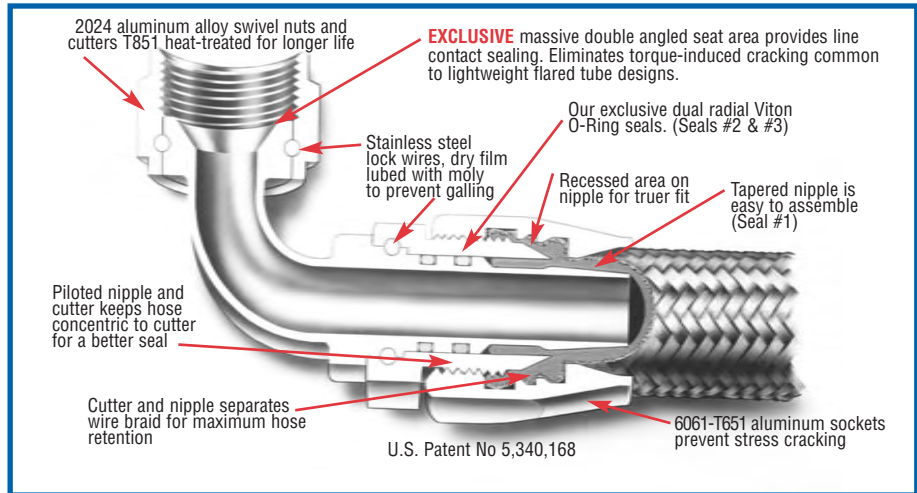



DOUBLE SWIVEL, TRIPLE SEALED HOSE ENDS


Patented aviation-style nipple and cutter design, to prevent blow off and leakage. Triple sealed. Design allows for full angular positioning after assembly. Available in anodized aluminum and super nickel finish. **SIMPLY THE BEST.** These fittings feature the latest in racing plumbing. All hose ends are JIC 37°. Custom ends and metrics are available. Call for details.




PART NO.	SIZE
203006	6
203008	8
203010	10
203012	12
203016	16
203020	20




ANODIZED	SUPER NICKEL	SIZE
204506	204506SN	6
204508	204508SN	8
204510	204510SN	10
204512	204512SN	12
204516	204516SN	16
204520	204520SN	20
204513	204513SN	12 hose to 16 nut
204517	204517SN	16 hose to 12 nut




PART NO.	SIZE
206006	6
206008	8
206010	10
206012	12
206016	16
206020	20



ANODIZED	SUPER NICKEL	SIZE
209006	209006SN	6
209008	209008SN	8
209010	209010SN	10
209012	209012SN	12
209016	209016SN	16
209020	209020SN	20
209013	209013SN	12 hose to 16 nut
209017	209017SN	16 hose to 12 nut




PART NO.	SIZE
212006	6
212008	8
212010	10
212012	12
212016	16
212020	20



PART NO.	SIZE
215006	6
215008	8
215010	10
215012	12
215016	16
215020	20

PART NO.	SIZE
218006	6
218008	8
218010	10
218012 (Std)	12*
218512 (Short)	12*
218016	16
218020	20

* Standard radius is 1-1/2" Short radius is 1"



SEE PAGE 65 FOR COMPLETE ASSEMBLY INSTRUCTIONS.