

SPECIAL PUSH-ON HOSE ENDS - Brass & Steel

In addition to our bent tube style Push-On Hose Ends in aluminum alloy, we offer several models in brass and steel. Use our Push-On Hose Ensure Clamps for all high temperature & oil line applications.

STRAIGHT FEMALE SWIVEL



PART NO.	SIZE
240004	4
240006	6
240068	6 hose to 8 nut
240008	8
240081	8 hose to 10 nut
240010	10
240012	12


45° STEEL



PART NO.	SIZE
244504	4
244506	6
244508	8
244510*	10
244512*	12

* Call for pricing and availability.

90° STEEL



PART NO.	SIZE
249004	4
249006	6
249008	8
249010*	10
249012*	12


* Call for pricing and availability.

STRAIGHT MALE PIPE




PART NO.	SIZE
260004 (1/8")	4
260044 (1/4")	4
260006 (1/4")	6
260066 (3/8")	6
260008 (3/8")	8
260088 (1/2")	8
260010 (1/2")	10
260012 (3/4")	12

STRAIGHT 37° MALE FLARE



PART NO.	SIZE
250004	4
250006	6
250008	8
250010	10
250012	12

STRAIGHT SAE MALE INVERTED FLARE



PART NO.	SIZE
270004 (7/16-20)	4
270006 (5/8-18)	6
270008 (3/4-18)	8
270010 (7/8-18)	10
270012 (1-1/16-12)	12



XRP PUSH-ON CLAMPS & PLIERS

XRP Push-on Clamps are self-tensioning for severe race and high temp applications. A must for high heat and oil line applications and to ensure a secure seal without damage to the hose construction. For installation and removal of hose clamps, use our specially designed pliers.

PART NO.	SIZE	QTY
818404	4	4
818406	6	4
818408	8	4
818410	10	4
818412	12	4
818000	Pliers	

SEE PAGE 66 FOR COMPLETE ASSEMBLY INSTRUCTIONS.