


# CARBURETOR ADAPTERS & FITTINGS


## ALUMINUM FUEL PUMP FITTINGS



PART NO.	PUMP THREAD	SIZE
702006	1/2-20 INV FLR	6
702106	*5/8-18 INV FLR	6
702108	*5/8-18 INV FLR	8
981666	3/8 NPT	6
981608	3/8 NPT	8
981611	3/8 NPT	10


\*MAY ALSO BE USED WITH CRUSH WASHER ON CARTER SUPER PUMPS #M60968 & #M60969

## SINGLE AND DOUBLE BANJO HOSE ENDS



SINGLE	DOUBLE	DESCRIPTION
711225	721225	M12 X 1.25
711250	721250	M12 X 1.5
710024	720024	9/16-24
710020	720020	1/2-20

## FLARE TEES & 90° UNIONS WITH 1/8" FEMALE NPT PORT




SIZE	MALE TEE	90°
6	782406	782106
8	782408	782108
10	782410	782110

## CARB KIT HOSE ENDS



SIZE	PART NO.	DESCRIPTION
6	709106	-6 HOSE TO MALE 90°
8	709108	-8 HOSE TO MALE 90°
6	709306	-6 HOSE TO MALE TEE ON RUN
8	709308	-8 HOSE TO MALE TEE ON RUN
6	709506	-6 HOSE TO MALE TEE W/1/8 NPT ON RUN
8	709508	-8 HOSE TO MALE TEE W/1/8 NPT ON RUN
6	709346	-6 HOSE TO TEE WITH -4 RETURN
8	709348	-8 HOSE TO TEE WITH -4 RETURN
8	709318	-8 MALE TEE TO HOSE ON BRANCH (not shown)
8	709518	MALE TEE TO HOSE ON BRANCH W/ 1/8" NPT

## FUEL PRESSURE TAKE-OFF ADAPTERS WITH 1/8" FEMALE NPT PORT



PART NO.	DESCRIPTION
700192	-6 MALE TO -6 MALE
700193	-6 MALE TO 1/4" MALE NPT
700194	-6 MALE TO 3/8" MALE NPT
700195	-6 MALE TO -6 FEMALE SWIVEL
700196	-8 MALE TO -8 MALE
700202	-10 MALE TO -10 FEMALE SWIVEL
700210	-10 MALE TO 1/2" MALE NPT
700201	-10 MALE TO -10 MALE
700211	-10 MALE TO 3/8" MALE NPT
700197	-8 MALE TO 1/4" MALE NPT
700198	-8 MALE TO 3/8" MALE NPT
700199	-8 MALE TO -8 FEMALE SWIVEL
782144*	-4 MALE AN TO -4 FEMALE SWIVEL 90°

\*EXCELLENT FOR FUEL AND OIL GAUGES WHERE A PRESSURE SENDING UNIT NEEDS TO BE ADDED.

## DOUBLE SWIVEL HOSE ENDS FOR METRIC CARBURETOR KITS



SIZE	PART NO.	DESCRIPTION
6	289125	M12 X 1.25 SOLEX
6	289150	M12 X 1.50 WEBER

## BUMP TUBE ADAPTERS - ALUMINUM AND STEEL



PART NO. ALUMINUM	THREAD W/O-RING	SIZE	PART NO. STEEL
791415	M14 x 1.5	6	491415
791615	M16 x 1.5	6	491615
791815	M18 x 1.5	6	491815