


SPECIAL 37° JIC ADAPTERS & FITTINGS

TEE MALE FLARE TO FEMALE SWIVEL ON SIDE




PART NO.	THREAD SIZE
900233	3 (Steel)
900203	3 (Alum)
900204	4
900206	6
900208	8
900210	10
900212	12
900216	16

FEMALE FLARE TO FEMALE SWIVEL ON RUN



PART NO.	THREAD SIZE
900333	3 (Steel)
900303	3 (Alum)
900304	4
900306	6
900308	8
900310	10
900312	12
900316	16

45° FEMALE SWIVEL TO MALE FLARES



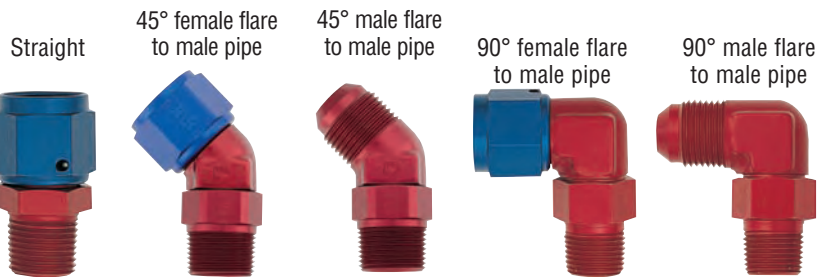
SIZE	45° TUBE	45° FORGED
3 (Steel)	-	900433
4 (Steel)	-	900444
3 (Alum)	-	900403
4	920404	900404
6	920406	900406
8	920408	900408
10	920410	900410
12	920412	900412
16	920416	900416

90° FEMALE SWIVEL TO MALE FLARES



AN SIZE	90° TUBE	90° FORGED
3 (Steel)	-	900533
4 (Steel)	-	900544
3 (Alum)	-	900503
4	920504	900504
6	920506	900506
8	920508	900508
10	920510	900510
12	920512	900512
16	920516	900516

SWIVEL PIPE ADAPTERS STEEL AND ALUMINUM



STRAIGHT FEM. FLARE TO PIPE	45° FEMALE FLARE TO PIPE	45° MALE FLARE TO PIPE	90° FEMALE FLARE TO PIPE	90° MALE FLARE TO PIPE	AN SIZE	NPT SIZE
900631 (Steel)	910731 (Steel)	910831 (Steel)	900731 (Steel)	900831 (Steel)	3	1/8
900603	910703	910803	900703	900803	3	1/8
900641 (Steel)	910741 (Steel)	910841 (Steel)	900741 (Steel)	900841 (Steel)	4	1/8
900604	910704	910804	900704	900804	4	1/8
900644	910744	910844	900744	900844	4	1/4
900606	910706	910806	900706	900806	6	1/4
900662	910762	910862	900762	900862	6	1/8
900666	910766	910866	900766	900866	6	3/8
900667	910767	910867	900767	900867	8	1/4
900608	910708	910808	900708	900808	8	3/8
900688	910788	910888	900788	900888	8	1/2
900610	910710	910810	900710	900810	10	1/2
900611	910711	910811	900711	900811	10	3/8
900612	910712	910812	900712	900812	12	3/4
900614	910714	910814	900714	900814	12	1/2