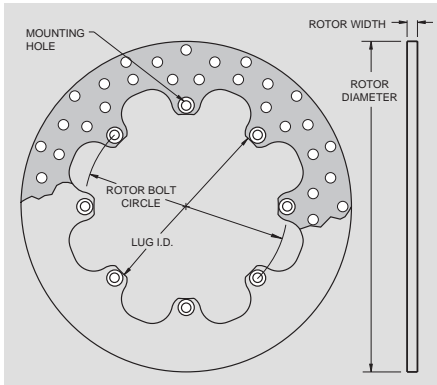


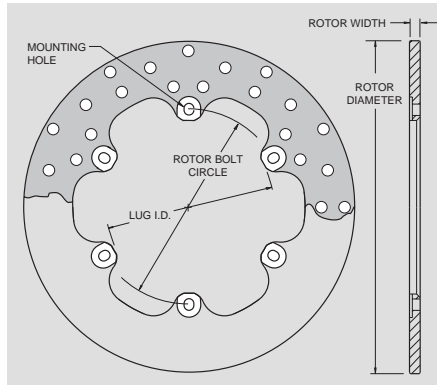


STANDARD HOLE MOUNT STEEL ROTORS:

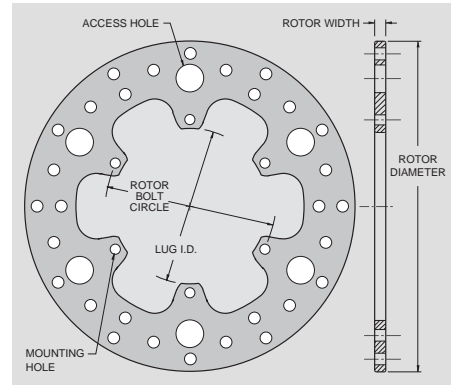
These rotors are most often directly mounted to "fixed" mount hats or mounting plates, but they can also be used with special dynamic slotted mount hats or plates that require the use of a standard hole mount disc. Each rotor size is available in the standard solid plate style, or weight drilled for lighter duty applications.



8 Bolt Lug Mount



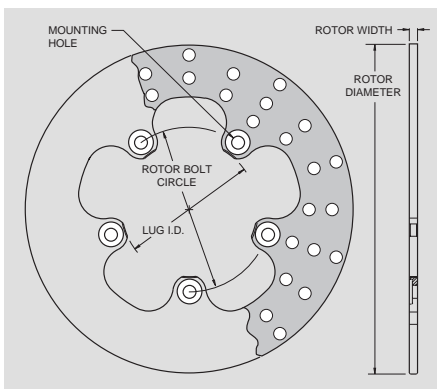
6 x 6.25" Lug Mount



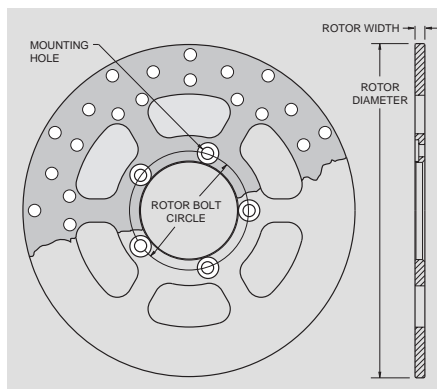
6 x 5.50" Lug Mount

6 AND 8 BOLT ROTOR ORDERING INFORMATION:

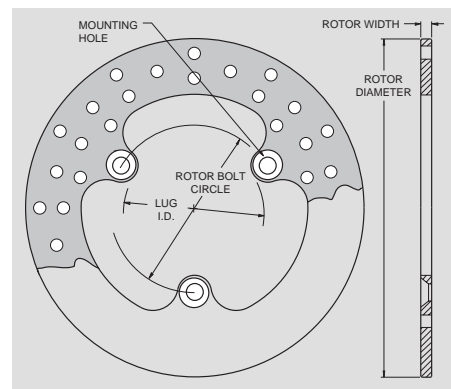
DIAMETER	WIDTH	BOLT CIRCLE	HOLE TYPE	LUG I.D.	WEIGHT LBS	ROTOR TYPE	PART NUMBER
12.00" (304,8)	.31" (7,9)	8 x 7.62" (193,6)	5/16-24	7.00" (177,8)	5.3	SOLID	160-0490
12.00" (304,8)	.31" (7,9)	8 x 7.62" (193,6)	5/16-24	7.00" (177,8)	4.6	DRILLED	160-0495
12.00" (304,8)	.35" (8,9)	8 x 7.00" (177,8)	.325"	6.38" (162,0)	6.0	SOLID	160-0524
12.00" (304,8)	.35" (8,9)	8 x 7.00" (177,8)	.325"	6.38" (162,0)	5.4	DRILLED	160-0525
11.75" (298,5)	.35" (8,9)	8 x 7.00" (177,8)	.325"	6.38" (162,0)	5.9	SOLID	160-3201
11.75" (298,5)	.35" (8,9)	8 x 7.00" (177,8)	.325"	6.38" (162,0)	5.3	DRILLED	160-3202
11.44" (290,6)	.35" (8,9)	8 x 7.00" (177,8)	.325"	6.38" (162,0)	5.4	SOLID	160-0201
11.44" (290,6)	.35" (8,9)	8 x 7.00" (177,8)	.325"	6.38" (162,0)	4.7	DRILLED	160-1601
11.44" (290,6)	.35" (8,9)	8 x 7.00" (177,8)	.316"	6.38" (162,0)	5.4	SOLID	160-7663
10.75" (273,1)	.35" (8,9)	6 x 6.25" (158,5)	.316"	5.54" (142,0)	5.2	SOLID	160-3305
10.75" (273,1)	.35" (8,9)	6 x 6.25" (158,5)	.316"	5.54" (142,0)	4.7	DRILLED	160-3306
10.50" (266,7)	.35" (8,9)	6 x 5.50" (139,7)	.325"	4.94" (125,5)	4.7	DRILLED	160-3455
10.25" (260,4)	.35" (8,9)	6 x 5.50" (139,7)	.325"	4.94" (125,5)	4.6	DRILLED	160-3748



5 x 5.00" Lug Mount



5 x 3.88" Flange Window Mount



3 x 5.00" Lug Mount

3 AND 5 BOLT ROTOR ORDERING INFORMATION:

DIAMETER	WIDTH	BOLT CIRCLE	HOLE TYPE	LUG I.D.	WEIGHT LBS	ROTOR TYPE	PART NUMBER
11.00" (279,4)	.31" (7,9)	3 x 5.00" (127,0)	.500"	4.10" (104,1)	4.6	DRILLED	160-2084
10.25" (260,4)	.31" (7,9)	3 x 5.00" (127,0)	.500"	4.10" (104,1)	4.1	DRILLED	160-3458
10.00" (254,0)	.32" (8,2)	5 x 3.88" (98,6)	.391"	3.12" (79,2)	5.2	SOLID	160-2181
10.00" (254,0)	.32" (8,2)	5 x 3.88" (98,6)	.391"	3.12" (79,2)	4.8	DRILLED	160-2182
10.00" (254,0)	.25" (6,4)	5 x 5.00" (127,0)	.391"	4.10" (104,1)	3.6	SOLID	160-0867
10.00" (254,0)	.25" (6,4)	5 x 5.00" (127,0)	.391"	4.10" (104,1)	3.2	DRILLED	160-1602
9.88" (250,9)	.19" (4,8)	3 x 5.00" (127,0)	.500"	4.10" (104,1)	2.6	DRILLED	160-8621(1)

NOTES: (1) THIS ROTOR IS POLYMETALLIC PLASMA COATED