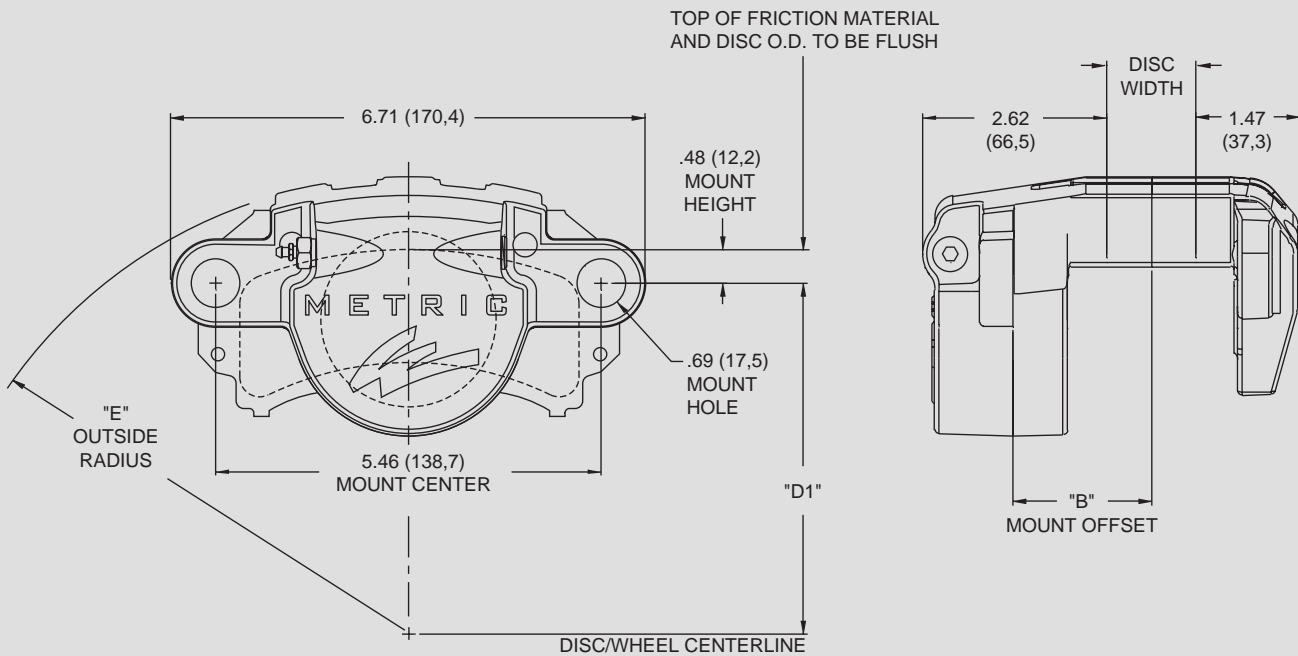




GM METRIC CALIPER, MOUNTING DIMENSIONS:



DIMENSION "D1" = (DISC DIAMETER/2) - .48 (12,2)
CALIPER MOVES INWARD AS PAD WEARS, .35 (8,9) MAX

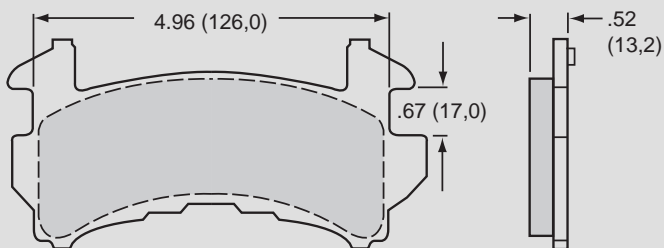
NOTE: RIGHT HAND CALIPER SHOWN, LEFT HAND HAS BLEED SCREW REVERSED

INLET FITTING: 1/8-27 NPT

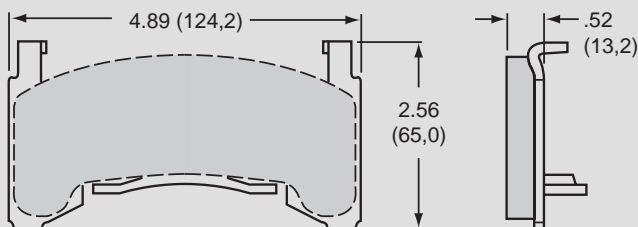
DISC WIDTH	"B" MOUNT OFFSET
.81 (20,6)	1.74 (44,2)
1.00 (25,4)	1.84 (46,7)
1.25 (31,8)	1.96 (49,8)

DISC DIAMETER	"E" OUTSIDE RADIUS
11.00 (279,4)	6.55 (166,4)
11.75 (298,5)	6.90 (175,3)

GM METRIC BRAKE PAD TYPE D154 - PAD VOLUME "INNER" = 2.7 CU. IN. / - PAD VOLUME "OUTER" = 3.2 CU. IN.:



GM "INNER" PAD



GM "OUTER" PAD

AXLE SET P/N	PAD TYPE / COMPOUND
15A - 6219K	D154 A PolyMatrix
15B - 3998K	D154 B PolyMatrix
15C - 4420K	D154 C PolyMatrix
15E - 6103K	D154 E PolyMatrix
15H - 8231K	D154 H PolyMatrix
15Q - 6831K	D154 Q PolyMatrix
150 - 8936K	D154 10 BP-10 Smart Pad
150 - 9422K	D154 20 BP-20 Smart Pad