



BILLET SUPERLITE SL6R RADIAL MOUNT CALIPERS

Caliper Highlights:

The billet **SL6R** series adds the versatility and convenience of radial mounting to this widely popular caliper group. Radial mounting simplifies adaptation and provides two planes of adjustment for accurate alignment over the disc. These calipers integrate "Big Brake" style with Wilwood's latest technology to generate big stopping power in extreme environments over a broad range of vehicle applications.

The key to the superior performance of the **SL6R** comes from the extremely durable and efficient body design. Starting at 4.84 pounds it is the product of computer generated solid modeling and FEA stress analysis technology. Full length stiffening ribs and a reinforced radial transition from the piston bore housings to the closed end bridges has produced the strongest SL caliper bodies ever built. When compared to open bridge calipers that use tube or stand spacers between the body halves, the closed end bridge design is measurably stronger with less separation or deflection under load. Additional strength and resistance to deflection comes from the four high-strength steel end bridge bolts. A fifth center bridge bolt provides even more overall strength and easy access to the pads without the need to remove the caliper from the mount.

A unique six-piston differential bore configuration provides balanced loading for even pad wear in sustained high heat environments. The standard **SL6R** calipers feature one-piece stainless steel pistons. Stainless is used for its slow heat transfer properties and high resistance to corrosion. The **SL6R/ST** models feature Wilwood's exclusive Thermlock pistons. This multi-part piston design creates a highly efficient thermal barrier to further reduce heat transfer from the pads to caliper body, seals, and fluid. Cooler temperatures translate to longer service life and less chance for heat induced pedal fade.

In addition, each **SL6R** is equipped with SRS bridge plates. SRS plates eliminate all bridge wear caused by pad gouging and extend the service life of the caliper. The spring-loaded action of the SRS plates also eliminates pad rattle and dampens the harmonic vibrations that contribute to pad squeal. Two piece bleed screws and dampened fluid tubes are recess mounted to shield them from track debris and other potential damage sources. High temperature, square faced bore seals provide the largest possible sealing area and controlled piston retraction on release. The full range of Wilwood pad compounds is available to match the brake response and heat range of any competition or sports driving application.

BILLET SL6R AND SL6R/ST:



■ Black ■ Red

Calipers in this group feature a full width reinforced rib outboard body for maximum strength when caliper to hub or caliper to wheel clearance is not an issue. These calipers are primarily used for asphalt stock cars, road racing, and other competition applications with small 5 on 5 or other OE type lug patterns. The caliper bridge radius will clear rotors from 11.75" to 13.00" in overall diameter. Each caliper in this group uses 7420 type 20mm thick pads. Specific mounting and body width dimensions can be found in the chart on page 16.

SL6R WITH STAINLESS STEEL PISTONS CALIPER ORDERING INFORMATION:⁽¹⁾

BORE SIZE	DISC WIDTH	FRONT MOUNT PART NO.		REAR MOUNT PART NO.	
		RH	LH	RH	LH
1.62 / 1.12 / 1.12" 41,1 / 28,4 / 28,4 mm	1.25" 31,8 mm	120-6115-FS ^(2,3)	120-6116-FS ^(2,3)	120-6115-RS ^(2,3)	120-6116-RS ^(2,3)
1.62 / 1.12 / 1.12" 41,1 / 28,4 / 28,4 mm	1.00" 25,4 mm	120-6113-FS	120-6114-FS	120-6113-RS	120-6114-RS
1.62 / 1.12 / 1.12" 41,1 / 28,4 / 28,4 mm	1.25" 31,8 mm	120-6111-FS ⁽³⁾	120-6112-FS ⁽³⁾	120-6111-RS ⁽³⁾	120-6112-RS ⁽³⁾

NOTES: (1) REFERENCE FRONT OF MANUAL FOR GENERAL ORDERING INFORMATION
(2) AVAILABLE IN RED, ADD "R" TO END OF PART NUMBER WHEN ORDERING
(3) THESE CALIPERS MAY ALSO BE USED WITH 1.10" THICK ROTORS AND 7416 TYPE 16MM THICK PADS
FS = FRONT SIDE MOUNT, RS = REAR SIDE MOUNT, SI = SIDE INLET

WARNING: The user or installer of any product from this catalog must determine its suitability for their intended purpose or application



SL6R/ST WITH THERMLOCK® PISTONS CALIPER ORDERING INFORMATION:⁽¹⁾

BORE SIZE	DISC WIDTH	FRONT MOUNT PART NO.		REAR MOUNT PART NO.	
		RH	LH	RH	LH
1.62 / 1.12 / 1.12" 41,1 / 28,4 / 28,4 mm	1.25" 31,8 mm	120-6143-FS	120-6144-FS	120-6143-RS	120-6144-RS
1.62 / 1.12 / 1.12" 41,1 / 28,4 / 28,4 mm	1.25" 31,8 mm	—	—	—	120-6201-SI
1.62 / 1.12 / 1.12" 41,1 / 28,4 / 28,4 mm	1.00" 25,4 mm	120-6141-FS	120-6142-FS	120-6141-RS	120-6142-RS

BILLET SL6R AND SL6R/ST WITH NARROWED OUTBOARD BODY:

Calipers in this group feature a reduced width outboard body to provide additional clearance between the caliper face and the wheel or hub. These calipers were originally built for use with wide 5 hubs, but have found their way to OE performance "Big Brake" conversions, road racing, and other close fit wheel applications. The caliper bridge radius will clear rotors from 11.75" to 13.00" in overall diameter. Each caliper in this group uses 7420 type 20mm thick pads. Specific mounting and body width dimensions can be found in the chart on page 16.



Black

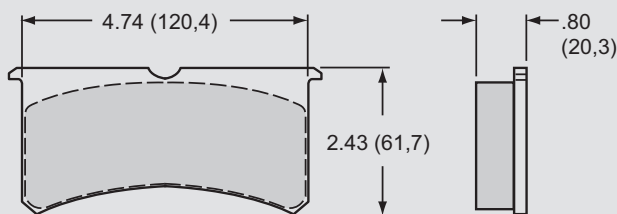
NARROW SL6R WITH STAINLESS STEEL PISTONS CALIPER ORDERING INFORMATION:⁽¹⁾

BORE SIZE	DISC WIDTH	FRONT MOUNT PART NO.		REAR MOUNT PART NO.	
		RH	LH	RH	LH
1.62 / 1.12 / 1.12" 41,1 / 28,4 / 28,4 mm	1.25" 31,8 mm	120-7761-FS	120-7762-FS	120-7761-RS	120-7762-RS

NARROW SL6R WITH THERMLOCK® PISTONS CALIPER ORDERING INFORMATION:⁽¹⁾

BORE SIZE	DISC WIDTH	FRONT MOUNT PART NO.		REAR MOUNT PART NO.	
		RH	LH	RH	LH
1.62 / 1.12 / 1.12" 41,1 / 28,4 / 28,4 mm	1.25" 31,8 mm	120-6385-FS	120-6386-FS	120-6385-RS	120-6386-RS

SL6R BRAKE PAD TYPE 7420 - PAD VOLUME = 4.9 CU. IN.:



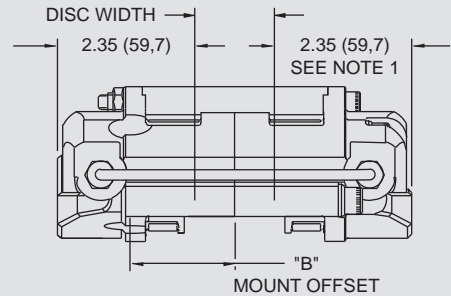
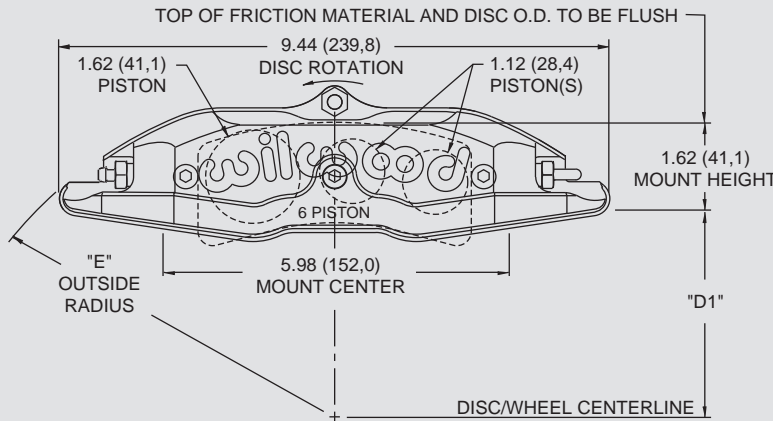
AXLE SET P/N	PAD TYPE / COMPOUND
15A - 5938K	7420 A PolyMatrix
15B - 5939K	7420 B PolyMatrix
15C - 6853K	7420 C PolyMatrix
15E - 6084K	7420 E PolyMatrix
15H - 8114K	7420 H PolyMatrix
15Q - 6829K	7420 Q PolyMatrix
150 - 8854K	7420 10 BP-10 Smart Pad
150 - 9416K	7420 20 BP-20 Smart Pad
150 - 9864K	7420 30 BP-30 Smart Pad
150 - 8323K	7420 SM For Titanium Rotor

NOTES: (1) REFERENCE FRONT OF MANUAL FOR GENERAL ORDERING INFORMATION
 (2) THESE CALIPERS MAY ALSO BE USED WITH 1.10" THICK ROTORS AND 7416 TYPE 16MM THICK PADS
 FS = FRONT SIDE MOUNT, RS = REAR SIDE MOUNT, SI = SIDE INLET



BILLET SUPERLITE SL6R RADIAL MOUNT CALIPERS

SL6R CALIPER, MOUNTING DIMENSIONS:



DISC WIDTH	"B" MOUNT OFFSET
1.38 (35,1)	1.80 (45,7)
1.25 (31,8)	1.80 (45,7)
1.10 (27,9)	1.70 (43,2)
1.00 (25,4)	1.70 (43,2)
.81 (20,6)	1.58 (40,1)

DISC DIAMETER	"E" OUTSIDE RADIUS
11.75 (298,5)	6.65 (168,9)
12.19 (309,6)	6.81 (173,0)
12.72 (323,1)	7.00 (177,8)
12.88 (327,2)	7.07 (179,6)
13.00 (330,2)	7.13 (181,1)

DIMENSION "D1" = (DISC DIAMETER/2) - 1.62 (41,1)

NOTE 1: DIMENSION FOR WIDE 5 HUB APPLICATION IS 2.13 (54,1)

NOTE 2: RIGHT HAND REAR MOUNT CALIPER SHOWN.

INLET FITTING: 1/8-27 NPT
RADIAL MOUNT BRACKETS ARE AVAILABLE

THERMLOCK T2 SHORT TRACK PISTON:

Wilwood's unique **Thermlock® T2** Short Track Piston is standard in our **STR** calipers, for complete details and a cross-section line drawing, please refer to page 109.

1.62" (41,9 mm) Diameter - Order P/N: 200-7553

1.12" (28,4 mm) Diameter - Order P/N: 200-7556

SERVICE PARTS ORDERING INFORMATION:

CALIPER PART NO.	PISTON	SO RING KIT (6 PK)	BLEED SCREW KIT (4 PK)	CROSSOVER TUBE KIT (4 PK)	SELF-BLEED TUBE (EA)	BRIDGE BOLT KIT	BRIDGE WEAR PLATE (EA)
120-6111	200-7519 (1.62") 200-7513 (1.12")	130-5972	220-6069	190-5973	—	230-5976	300-5922 (R/H) 300-5923 (L/H)
120-6112	200-7519 (1.62") 200-7513 (1.12")	130-5972	220-6069	190-5973	—	230-5976	300-5922 (R/H) 300-5923 (L/H)
120-6113	200-7519 (1.62") 200-7513 (1.12")	130-5972	220-6069	190-5974	—	230-5977	300-5922 (R/H) 300-5923 (L/H)
120-6114	200-7519 (1.62") 200-7513 (1.12")	130-5972	220-6069	190-5974	—	230-5977	300-5922 (R/H) 300-5923 (L/H)
120-6115	200-7519 (1.62") 200-7513 (1.12")	130-5972	220-6069	190-5975	190-8310	230-5978	300-5922 (R/H) 300-5923 (L/H)
120-6116	200-7519 (1.62") 200-7513 (1.12")	130-5972	220-6069	190-5975	190-8310	230-5978	300-5922 (R/H) 300-5923 (L/H)
120-6141	200-7553 (1.62") 200-7556 (1.12")	130-5972	220-6069	190-5974	—	230-5977	300-5922 (R/H) 300-5923 (L/H)
120-6142	200-7553 (1.62") 200-7556 (1.12")	130-5972	220-6069	190-5974	—	230-5977	300-5922 (R/H) 300-5923 (L/H)
120-6143	200-7553 (1.62") 200-7556 (1.12")	130-5972	220-6069	190-5975	190-8310	230-5978	300-5922 (R/H) 300-5923 (L/H)
120-6144	200-7553 (1.62") 200-7556 (1.12")	130-5972	220-6069	190-5975	190-8310	230-5978	300-5922 (R/H) 300-5923 (L/H)
120-6201-SI	200-7553 (1.62") 200-7556 (1.12")	130-5972	220-6069	190-5975	190-8310	230-5978	300-5922 (R/H) 300-5923 (L/H)
120-6385	200-7553 (1.62") 200-7556 (1.12")	130-5972	220-6069	190-5975	190-8310	230-5978	300-5922 (R/H) 300-5923 (L/H)
120-6386	200-7553 (1.62") 200-7556 (1.12")	130-5972	220-6069	190-5975	190-8310	230-5978	300-5922 (R/H) 300-5923 (L/H)
120-7761	200-7519 (1.62") 200-7513 (1.12")	130-5972	220-6069	190-5975	190-8310	230-5978	300-5922 (R/H) 300-5923 (L/H)
120-7762	200-7519 (1.62") 200-7513 (1.12")	130-5972	220-6069	190-5975	190-8310	230-5978	300-5922 (R/H) 300-5923 (L/H)

WARNING: The user or installer of any product from this catalog must determine its suitability for their intended purpose or application